























As Of <= 03/31/2023

Animal Services



Owner: Bronwyn Stanford
Department: Animal Services

Perspective Name	Objective Name	Measure Name	Last Period Updated		Actual	Target	Actual FYTD	FYTD Goal		
Customer	Increase voluntary compliance (ASD)	Increase # of dogs licensed in Miami-Dade County	'22 FQ4		54,595	55,000	219,775	215,000		
		# of Rabies vaccines administered by ASD Clinic (Pets)	'23 FQ1		7,000	6,250	7,000	6,250		
		Increase # of Saved Animals (Live Release)	Dec '22		2,080	2,000	6,708	6,000		
		Rescue	Dec '22		117	150	529	450		
		Returned to Owner	Dec '22		63	100	261	300		
		Shelter Intake	Dec '22		1,922	2,700	7,129	8,100		
		Volunteer Hours	Dec '22		2,145Hours	1,500Hours	6,972Hours	4,500Hours		
		Fostered Pets With Positive Outcome	Dec '22		79	120	320	360		
		Microchips Administered by ASD	'23 FQ1		3,253	785	3,253	785		
		Save Rate Monthly	Dec '22		92%	90%	93%	90%		
		Save Rate Calendar Year	2022		92	90				
		Spay/Neuter surgeries conducted by ASD TOTAL	Mar '23		2,368	2,100	13,718	12,400		
		Trap and Release	Dec '22		1,345	900	4,004	2,700		
	Transport	Dec '22		7	15	11	45			
	Adoptions	Dec '22		548	750	1,903	2,250			
	Events	Q4 '22		19	30	19	30			
	Maximize Animal Health and Welfare to Increase # of Saved Animals	Average Length of Stay - Puppies	'22 FQ4		4	5	14	20		
		Average Length of Stay - Cats	'22 FQ4		4	15	24	59		
		Average Length of Stay - Dog	'22 FQ4		23	20	84	80		
		Average Length of Stay - Kittens	'22 FQ4		8	10	25	40		
Financial		Meet Budget Targets (Animal Services)	Expenditures - Total (Animal Services)	'23 FQ2		\$8,516	\$8,690	\$15,297	\$17,379	
	Revenue: Total (Animal Services)		'23 FQ2		\$2,884K	\$8,690K	\$5,547K	\$17,379K		
	Positions: Full-Time Filled (ASD)		'23 FQ2		249	281	249	281		
Internal	Number of Investigations Responded to. (ASD)	Number cruelty investigations responded to	Mar '23		315	250	1,640	1,500		
		Number pit bull investigations responded to	Mar '23		14	60	115	360		
		Number dangerous dog investigations responded to	Mar '23		48	30	49	30		
		Number of Breeder/Pet Store investigations	Mar '23		44	20	370	120		
		Number of Investigations Responded to	Mar '23		435	400	2,449	2,400		
	Consistent interpretation and application of enforcement practices (ASD)	Number of Overdue Investigations Responded to	Mar '23		0	5	0	30		
		Citation Error Rate	Mar '23		0.35%	0.50%	0.35%	0.50%		
		Citations	Mar '23		940	100	4,288	600		
		Respond quickly to service calls to promote safe and livable communities (ASD)	Stray Animal Pickup - Average Response Time (ServiceStat)	Mar '23		0.80Days	2.00Days	1.39Days	2.00Days	
			Stray Animal Pickup - Total Closed per Month (ServiceStat)	Mar '23		25	400	239	2,400	
Dead Animal Pickup - Total Monthly Count (ServiceStat)	Mar '23			471	400	2,829	2,400			
Dead Animal Pickup - Total Closed Per Month (ServiceStat)	Mar '23			448	400	2,689	2,400			

Perspective Name	Objective Name	Measure Name	Last Period Updated		Actual	Target	Actual FYTD	FYTD Goal		
Internal	Respond quickly to service calls to promote safe and livable communities (ASD) 	Dead Animal Pickup - Average Response Time (ServiceStat)	Mar '23		1.50Days	1.00Days	1.52Days	1.00Days		
		Injured Animal - Total Monthly Count (ServiceStat)	Mar '23		386	300	2,190	1,800		
		Injured Animal - Total Closed per Month (ServiceStat)	Mar '23		386	300	2,186	1,800		
		Animal Bite to Person - Total Closed per Month (ServiceStat)	Mar '23		140	95	863	570		
		Animal Bite to Person - Total per Month (ServiceStat)	Mar '23		182	120	1,042	720		
		Police Assist - Monthly Total (Service Stat)	Mar '23		198	160	1,210	960		
		Animal Bite to Person - Average Response time (ServiceStat) 	Mar '23		4.3	3.0	4.3	3.0		
		Police Assist - Average Response Time (Service Stat)	Mar '23		0	1	0	1		
	Green Projects (ASD)		Fuel Consumption (Gallons)	Dec '22		3,412	4,000	11,415	12,000	
			Electricity Usage (kw)	Dec '22		258,777	240,000	754,044	750,000	

[Edit Scorecard](#)

Back to Start

Key:  - Initiative  - Featured Objective

Initiatives for Objectives									
Objective Name	Initiative	As Of	Status	Budget	Timing	Quality	Risk	Scope	Owners
Respond quickly to service calls to promote safe and livable communities (ASD)	Animal Services: Phase 2 - code enforcement review	9/17/2018	Complete						Morales, Mayra E. (OMB); Maxwell, Carlos M. (OMB)

Initiatives for Measures									
Measure Name	Initiative	As Of	Status	Budget	Timing	Quality	Risk	Scope	Owners
Animal Bite to Person - Average Response time (ServiceStat)	Six Sigma: Animal Bite Response (Wave 5)	5/22/2014	Complete						Maxwell, Carlos M. (OMB)