


















Homeless Trust

The Miami-Dade County Homeless Trust (the "Trust") exists to increase the availability of housing and services to the homeless of our community, and to reduce the number of on-the-street homeless persons, through the development and implementation of Homeless Trust Board policies and the local continuum of care plan, the identification of new resources, the efficient administration and coordination of existing resources, and the monitoring of programs.

Owner:
Mallette,
Victoria (HT)
Department:
Homeless
Trust

Perspective Name	Objective Name	Measure Name	Last Period Updated		Actual	Target	Actual FYTD	FYTD Goal	
Customer	Eliminate homelessness in Miami-Dade County (HT)	Percentage of persons who access permanent housing upon exiting a homeless program 	2022 FY		61	57	61	57	
		Total number of homeless persons	2022 FY		3,276	3,350	3,276	3,350	
		Number of persons entering the homeless system for the first time	2022 FY		5,101	4,700	5,101	4,700	
		Percentage of persons who return to homelessness within 2 years	2022 FY		19%	25%	19%	25%	
		Average number of days persons remain homeless	2022 FY		145	140	n/a	n/a	
		Percentage of persons who achieve an increase in income upon exiting a homeless program	2022 FY		40%	35%	40%	35%	
Financial	Meet Budget Targets (Homeless Trust)	Expen: Total (Homeless Trust)	'23 FQ4		\$23,542K	\$28,748K	\$59,157K	\$114,992K	
		Revenue: Total (Homeless Trust)	'23 FQ4		\$26,804K	\$28,748K	\$112,720K	\$114,992K	
		Positions: Full-Time Filled (HT)	'23 FQ4		21	21	84	n/a	

[Edit Scorecard](#)

Key:  - Initiative  - Featured Objective

Initiatives for Scorecard

There is no data for the selected filter