


















As Of <= 09/20/2022

Homeless Trust

The Miami-Dade County Homeless Trust (the "Trust") exists to increase the availability of housing and services to the homeless of our community, and to reduce the number of on-the-street homeless persons, through the development and implementation of Homeless Trust Board policies and the local continuum of care plan, the identification of new resources, the efficient administration and coordination of existing resources, and the monitoring of programs.

Owner:
Abreu, Maria (HT);
Malette, Victoria (HT);
Sarria, Manuel (HT)
Department:
Homeless Trust

Perspective Name	Objective Name	Measure Name	As Of		Actual	Business Plan Goal	Actual FYTD	FYTD Goal	
Customer	Eliminate homelessness in Miami-Dade County (HT)	Percentage of persons who access permanent housing upon exiting a homeless program 	2021 FY		45	57	45	57	
		Total number of homeless persons	2021 FY		3,224	3,400	3,224	3,400	
		Number of persons entering the homeless system for the first time	2021 FY		4,856	3,900	4,856	3,900	
		Percentage of persons who return to homelessness within 2 years	2021 FY		24%	26%	24%	26%	
		Average number of days persons remain homeless	2021 FY		141	130	n/a	n/a	
		Percentage of persons who achieve an increase in income upon exiting a homeless program	2021 FY		35%	49%	35%	49%	
Financial	Meet Budget Targets (Homeless Trust)	Expen: Total (Homeless Trust)	'22 FQ3		\$14,581K	\$21,482K	46145	64445	
		Revenue: Total (Homeless Trust)	'22 FQ3		\$19,620K	\$21,482K	80503	64445	
		Positions: Full-Time Filled (HT)	'22 FQ3		21	20	n/a	n/a	

[Edit Scorecard](#)