



DEPARTMENT OF REGULATORY AND ECONOMIC RESOURCES (RER)
 BOARD AND CODE ADMINISTRATION DIVISION

NOTICE OF ACCEPTANCE (NOA)

MIAMI-DADE COUNTY
 PRODUCT CONTROL SECTION
 11805 SW 26 Street, Room 208
 Miami, Florida 33175-2474
 T (786) 315-2590 F (786) 315-2599
www.miamidade.gov/economy

Southeastern Metals Manufacturing Company, Inc.
11801 Industry Drive
Jacksonville, FL 32218

SCOPE:

This NOA is being issued under the applicable rules and regulations governing the use of construction materials. The documentation submitted has been reviewed and accepted by Miami-Dade County RER - Product Control Section to be used in Miami Dade County and other areas where allowed by the Authority Having Jurisdiction (AHJ).

This NOA shall not be valid after the expiration date stated below. The Miami-Dade County Product Control Section (In Miami Dade County) and/or the AHJ (in areas other than Miami Dade County) reserve the right to have this product or material tested for quality assurance purposes. If this product or material fails to perform in the accepted manner, the manufacturer will incur the expense of such testing and the AHJ may immediately revoke, modify, or suspend the use of such product or material within their jurisdiction. RER reserves the right to revoke this acceptance, if it is determined by Miami-Dade County Product Control Section that this product or material fails to meet the requirements of the applicable building code.

This product is approved as described herein, and has been designed to comply with the Florida Building Code including the High Velocity Hurricane Zone of the Florida Building Code.

DESCRIPTION: Tile Off Ridge - Weather Vent®

LABELING: Each unit shall bear a permanent label with the manufacturer's name or logo, city, state and following statement: "Miami-Dade County Product Control Approved", unless otherwise noted herein.

RENEWAL of this NOA shall be considered after a renewal application has been filed and there has been no change in the applicable building code negatively affecting the performance of this product.

TERMINATION of this NOA will occur after the expiration date or if there has been a revision or change in the materials, use, and/or manufacture of the product or process. Misuse of this NOA as an endorsement of any product, for sales, advertising or any other purposes shall automatically terminate this NOA. Failure to comply with any section of this NOA shall be cause for termination and removal of NOA.

ADVERTISEMENT: The NOA number preceded by the words Miami-Dade County, Florida, and followed by the expiration date may be displayed in advertising literature. If any portion of the NOA is displayed, then it shall be done in its entirety.

INSPECTION: A copy of this entire NOA shall be provided to the user by the manufacturer or its distributors and shall be available for inspection at the job site at the request of the Building Official.

This NOA consists of pages 1 through 5.
 The submitted documentation was reviewed by Juan E. Collao, R.A.



Juan E. Collao

NOA No 14-0916.09
 Expiration Date: 02/05/20
 Approval Date: 02/05/15
 Page 1 of 5

ROOFING ASSEMBLY APPROVAL

Category: Roofing
Sub-Category: Ventilation
Materials: 26 ga. Galvalume Steel
Minimum Slope: 2:12

TRADE NAMES OF PRODUCTS MANUFACTURED OR LABELED BY APPLICANT

<u>Product</u>	<u>Dimensions</u>	<u>Test Specification</u>	<u>Product Description</u>
Tile Off Ridge – Weather Vent®	Length = 2', 4', 6', or 8' Height = 8" Width = 24" Thickness: 26 ga.	TAS 110	Off the ridge metal static vent with external baffle; for installation with high, medium, or low profile clay or concrete roof tiles.

MANUFACTURING LOCATIONS

1. Jacksonville, FL

EVIDENCE SUBMITTED

<u>Test Agency/Identifier</u>	<u>Name</u>	<u>Report</u>	<u>Date</u>
PRI Construction Materials Technologies	TAS 100(A)	SEM-034-02-01	01/23/15



APPROVED APPLICATIONS

- Trade Name:** Tile Off Ridge – Weather Vent®
- System Type A:** Mechanical attachment of static roof vent under clay or concrete roofing tiles.
- Slot:** Cut a 2 ½” wide slot opening in the roof sheathing. Locate the top of the opening 18” from the ridge. Refer to ‘**Detail Drawings**’ for length of slot cutout.
- Installation:** Apply a 1/8” thick bead of an approved ASTM D 4586 Type I roof cement around the entire perimeter of the flange. Position the vent over the slot opening. Line the vent with the last course of roof tiles. Fasten the vent with corrosion resistant #10-14 x 1 ½” HWH wood screws and ½” O.D. sealing washers spaced at 8” o.c. on all four sides of the vent flange with a maximum spacing of 1” from the outer edge of the flange and 1 ½” from each corner.
- Seal the vent flange to the underlayment with a 1/8” thick bed of an approved ASTM D 4586 Type I roof cement, as well as covering each fastener head.
- Install roofing tiles around the vent in accordance to the roofing tiles’ current approved Notice of Acceptance. Install the vent’s external baffle on top of the roof tile and fasten to each side of the vent with four (4) corrosion resistant #6-14 x ¾” pan head screws placed in a 1 ½” square pattern centered in the over lap. Prior to securing the baffle, place a ½” wide bead of an approved roofing sealant on all contact areas.
- Ventilation Calculations:** See manufacturer’s published literature for net free area.

GENERAL LIMITATIONS:

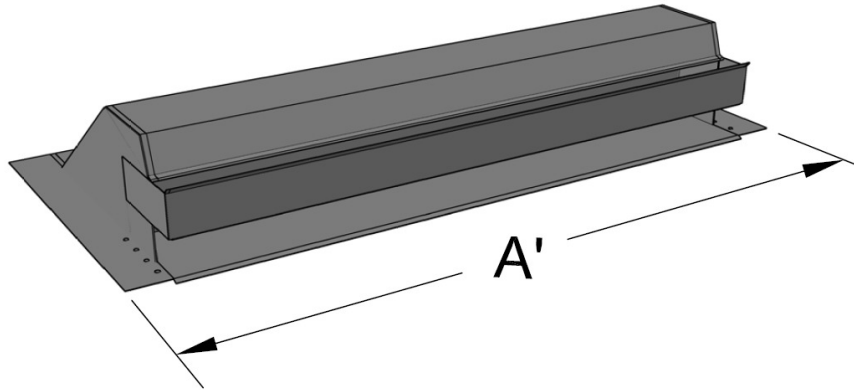
1. Refer to applicable building code for required ventilation.
2. The installation shall be applied in compliance with the manufacturer's current published application instructions and the requirements set forth in the applicable building code.
3. Tile Off Ridge – Weather Vent® is approved to be installed with high, medium, or low profile clay and concrete roof tiles only, with a maximum tile height of 3 ½”.
4. Tile Off Ridge – Weather Vent® shall not be installed on roof mean heights greater than 33 ft.
4. All products listed herein shall have a quality assurance audit in accordance with the Florida Building Code and Rule 61G20-3 of the Florida Administrative Code.
5. All approved products listed herein shall be labeled and shall bear the imprint or identifiable marking of the manufacturer's name or logo, city and state of manufacturing facility, and following statement: "Miami-Dade County Product Control Approved" or the Miami-Dade County Product Control Seal as shown below.

MIAMI-DADE COUNTY
APPROVED

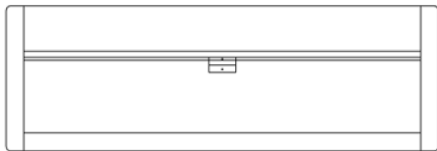
MIAMI-DADE COUNTY
APPROVED

NOA No 14-0916.09
Expiration Date: 02/05/20
Approval Date: 02/05/15
Page 3 of 5

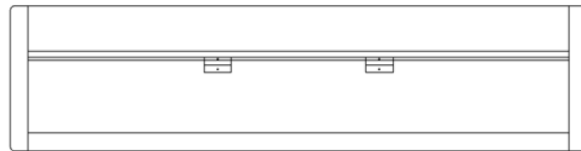
DETAIL DRAWINGS
TILE OFF RIDGE – WEATHERVENT®



Nominal Size (A')	Cut Out Length
2'	18"
4'	42"
6'	66"
8'	90"



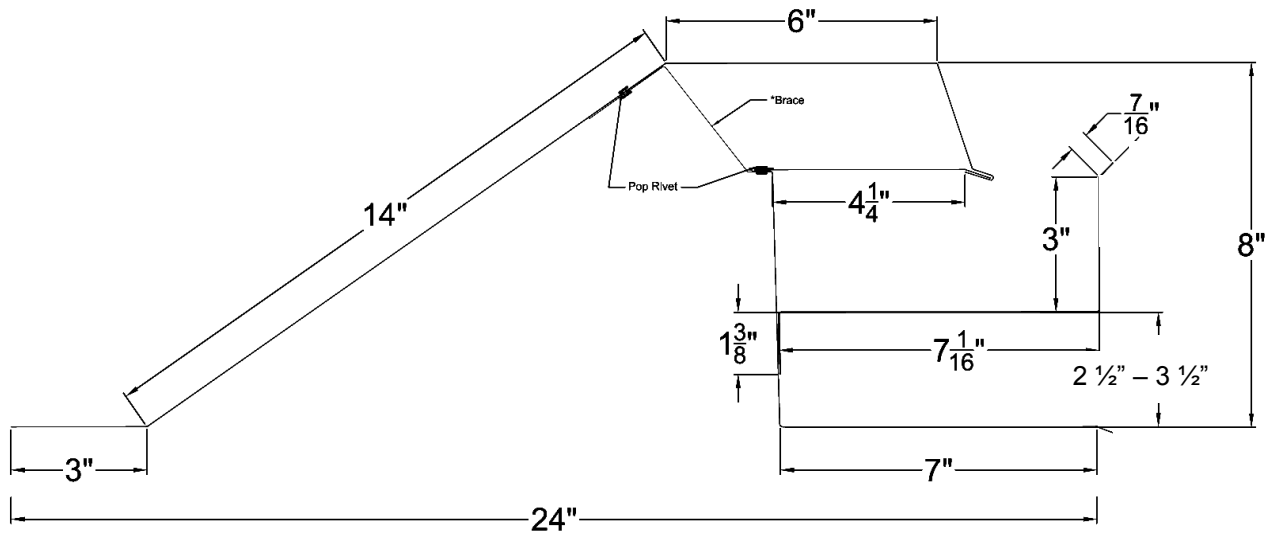
***1 Brace on 6' vent**



2 Braces on 8' vents



DETAIL DRAWINGS (CONTINUED)
TILE OFF RIDGE – WEATHERVENT®



SECTION VIEW OF VENT WITH BAFFLE

END OF THIS ACCEPTANCE

