



DEPARTMENT OF REGULATORY AND ECONOMIC RESOURCES (RER)
BOARD AND CODE ADMINISTRATION DIVISION

MIAMI-DADE COUNTY
PRODUCT CONTROL SECTION

11805 SW 26 Street, Room 208
Miami, Florida 33175-2474
T (786) 315-2590 F (786) 315-2599
www.miamidade.gov/economy

NOTICE OF ACCEPTANCE (NOA)

L.V. Thompson, Inc.
5015 E. Hillsborough Avenue
Tampa, FL. 33610

SCOPE:

This NOA is being issued under the applicable rules and regulations governing the use of construction materials. The documentation submitted has been reviewed and accepted by Miami-Dade County RER - Product Control Section to be used in Miami-Dade County and other areas where allowed by the Authority Having Jurisdiction (AHJ).

This NOA shall not be valid after the expiration date stated below. The Miami-Dade County Product Control Section (in Miami-Dade County) and/or the AHJ (in areas other than Miami-Dade County) reserve the right to have this product or material tested for quality assurance purposes. If this product or material fails to perform in the accepted manner, the manufacturer will incur the expense of such testing and the AHJ may immediately revoke, modify, or suspend the use of such product or material within their jurisdiction. RER reserves the right to revoke this acceptance, if it is determined by Miami-Dade County Product Control Section that this product or material fails to meet the requirements of the applicable building code.

This product is approved as described herein, and has been designed to comply with the Florida Building Code including the High Velocity Hurricane Zone of the Florida Building Code.

DESCRIPTION: Tile Flat Top Off Ridge Vent

LABELING: Each unit shall bear a permanent label with the manufacturer's name or logo, city, state and following statement: "Miami-Dade County Product Control Approved", unless otherwise noted herein.


RENEWAL of this NOA shall be considered after a renewal application has been filed and there has been no change in the applicable building code negatively affecting the performance of this product.

TERMINATION of this NOA will occur after the expiration date or if there has been a revision or change in the materials, use, and/or manufacture of the product or process. Misuse of this NOA as an endorsement of any product, for sales, advertising or any other purposes shall automatically terminate this NOA. Failure to comply with any section of this NOA shall be cause for termination and removal of NOA.

ADVERTISEMENT: The NOA number preceded by the words Miami-Dade County, Florida, and followed by the expiration date may be displayed in advertising literature. If any portion of the NOA is displayed, then it shall be done in its entirety.

INSPECTION: A copy of this entire NOA shall be provided to the user by the manufacturer or its distributors and shall be available for inspection at the job site at the request of the Building Official.

This NOA# consists of pages 1 through 5.

The submitted documentation was reviewed by *Freddy Semino* 



NOA No.: 20-0414.04
Expiration Date: 08/06/25
Approval Date: 08/06/20
Page 1 of 5

ROOFING ASSEMBLY APPROVAL:

Category: Roofing
Sub-Category: Ventilation
Material: Steel
Minimum Slope: 2:12

TRADE NAMES OF PRODUCTS MANUFACTURED OR LABELED BY APPLICANT:

<u>Product</u>	<u>Dimensions</u>	<u>Test Specifications</u>	<u>Product Description</u>
Tile Flat Top Off Ridge Vent with Baffle/Diverter	L = 4 ft. W = 24" H = 4"	TAS 100(A)	Metal off ridge vent conforming with ASTM A792-AZ55 Galvalume 26ga. steel.

MANUFACTURING LOCATION:

1. Tampa, FL

EVIDENCE SUBMITTED:

<u>Test Agency</u>	<u>Test Identifier</u>	<u>Test Name/Report</u>	<u>Date</u>
PRI Construction Materials Technologies LLC	LVTI-020-02-03 LVTI-020-02-02 546T0003	ASTM B 117 / TAS 110 ASTM G 155 / TAS 110 TAS 100 (A) Letter	10/25/16 11/16/16 02/24/20 07/27/20
L.V. Thompson/ PRI			



APPROVED APPLICATIONS

Tradename: Tile Flat Top Off Ridge Vent

System Type: Mechanical attachment of static vent over “flat” profile concrete roof tile system.

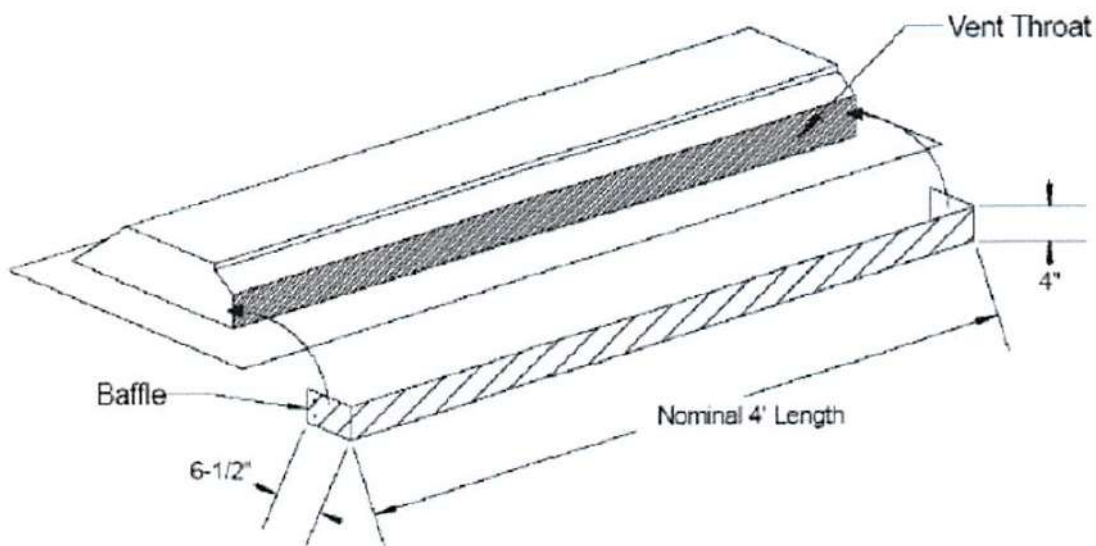
Cutout: At chosen location (see L.V. Thompson’s instructions for proper placement) and centered between two roof rafters, cut a 46” long by 3” wide hole through sheathing boards. Do not cut any rafters or structural members.

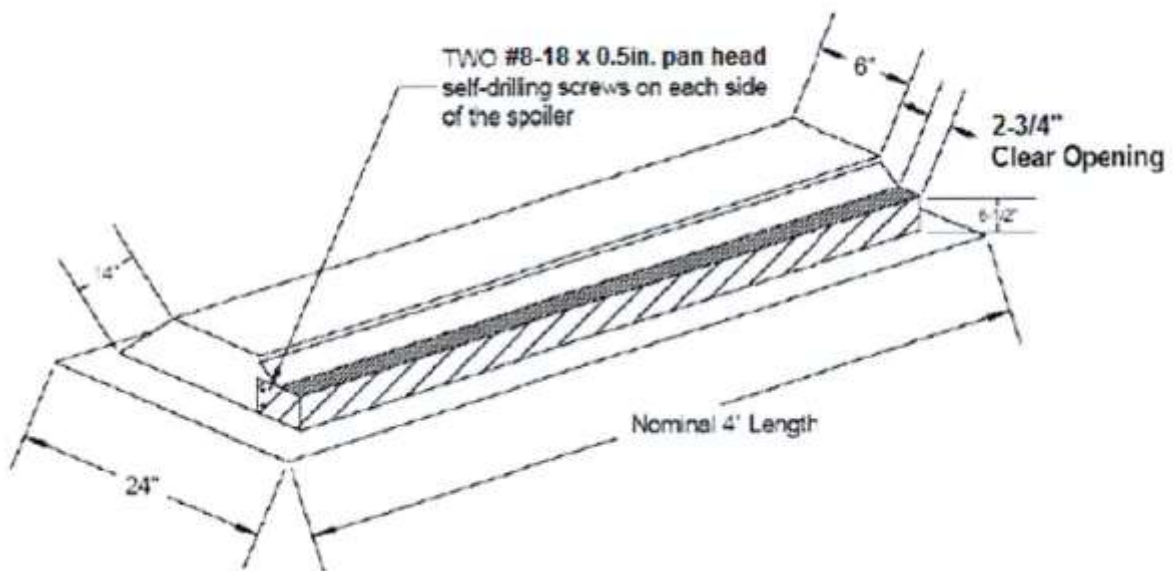
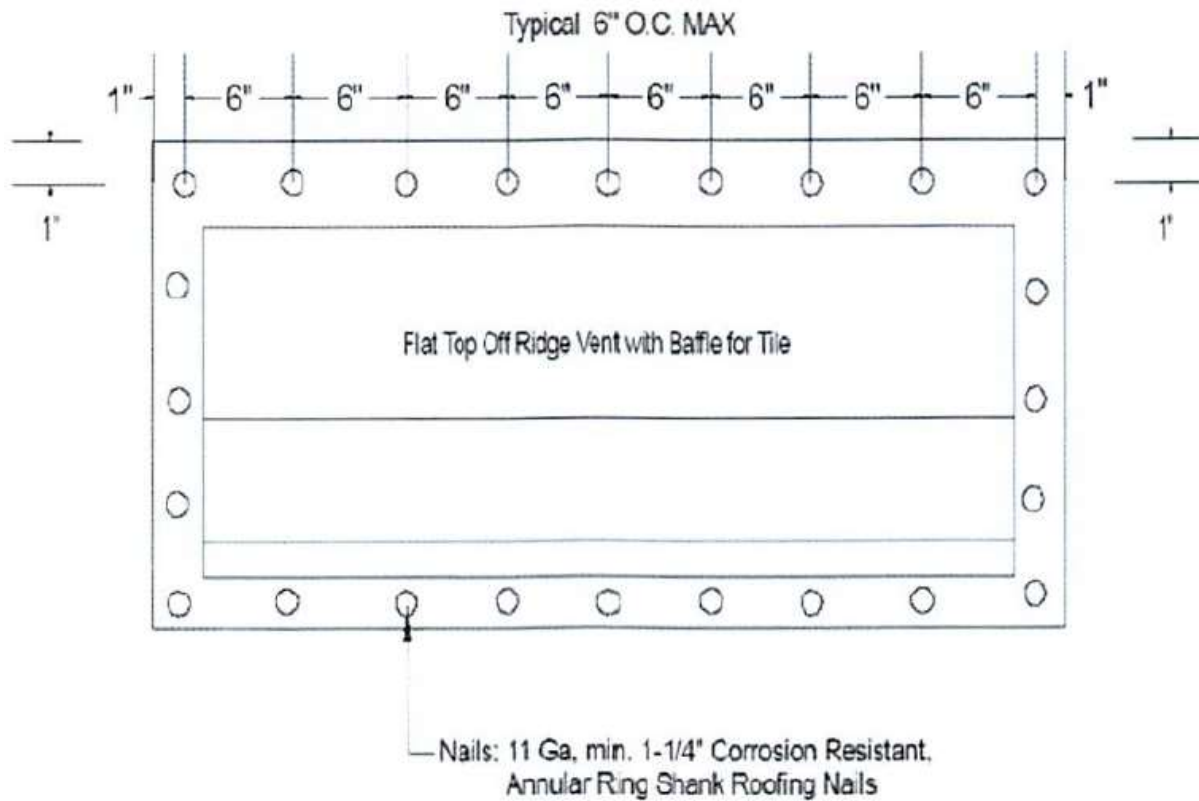
Installation: Flat profile concrete roof tiles shall be installed as per the manufacturer’s installation instructions.

Install the Tile Flat Top Off Ridge Vent with diverter/baffle, over the opening in the roof deck and fasten to the plywood sheathing as per manufacturer’s installation instructions. **See Detail A Below.** The upper most edge of the vent is to be aligned with the top of the cut-slot and set in a bead of Miami Dade approved ASTM D4586 roof cement. After mechanically attachment as per Detail A (6in on center); seal all penetrations with Miami Dade Approved ASTM D 1668 fabric and Miami Dade approved ASTM D4586 roof cement. The Diverter/Baffle is to be fastened 2 ¾ in away from the vent opening and attached using two (2) #8-18x0.5in; Pan Head self-tapping screws on each side of the diverter/baffle.

Net Free Area: Refer to manufacturers published literature.

DETAIL A





LIMITATIONS:

1. Refer to applicable Building Code for required ventilation.
2. L.V. Thompson static vent is to be installed over “flat” profile concrete roof tile system only.
3. L.V. Thompson vents shall not be installed on roof mean heights greater than 33 feet.
4. All vents shall be permanently labeled with the manufacturer’s name and/or logo, and the following statement: “Miami-Dade County Product Control Approved” **or** with the Miami-Dade County Product Control Seal as seen below. All clips shall be permanently labeled with the manufacturer’s name and/or logo, and/or model.



5. All products listed herein shall have a quality assurance audit in accordance with the Florida Building Code and Rule 61G20-3 of the Florida Administrative Code.

END OF THIS ACCEPTANCE



NOA No.: 20-0414.04
Expiration Date: 08/06/25
Approval Date: 08/06/20
Page 5 of 5