

MIAMI DADE COUNTY

2020 Liquid Waste Transporter Electronic Manifest Guidelines

Contents

1. Login for the first time	- 1 -
2. Change the Password	- 3 -
3. Forgot the Password	- 4 -
4. How to Report Months without Activity.....	- 3 -
5. Entering Data	- 7 -
6. How to find GDO Permit Number	- 12 -
7. How to Find Records Already Entered.....	- 13 -

MIAMI DADE COUNTY LIQUID WASTE TRANSPORTER ELECTRONIC MANIFEST

1. Login for the first time

Click on the link below

<https://www8.miamidade.gov/apps/rer/LiquidWasteTransporterElectronicManifest/Default>

The following window will open

The screenshot shows the login page for the Miami-Dade County Liquid Waste Transporter Electronic Manifest. The page title is "Liquid Waste Transporter Electronic Manifest" and the Miami-Dade County logo is in the top right. Navigation links for "Home", "Help", "Reports", and "Logout" are present. The "Home" section contains introductory text about the reporting requirements and a reference to the operating permit. The "Login" section features a form with the following fields: "DERM LWT Permit #" (text input), a long empty text input, "Email" (text input), "Password" (text input with "password" as a placeholder), and "Waste Type" (dropdown menu with "-- Select an Item --"). Below the form are "Submit" and "Clear" buttons, and links for "Forgot Password?" and "Change Password".

Type your permit in the box.

This close-up shows the "DERM LWT Permit #" input field containing the number "4". An orange arrow points to the right from the input field. Below it is a larger text input field containing "4 - UNITED SITE SERVICES OF FLORIDA, INC."

MIAMI DADE COUNTY LIQUID WASTE TRANSPORTER ELECTRONIC MANIFEST

Enter your email and default Password if FIRST time: **L@t12345**

DERM LWT Permit #

Email

Confirm email

Password

Waste Type

[Forgot Password?](#) [Change Password](#)

Select Waste Type from drop down menu and **Submit**

Waste Type

[Forgot Password?](#) [Change Password](#)

2. Change the Password

The new password should have **at least eight characters** and include an upper case letter, a lower case letter, a special character, and a number (i.e. A@a12345).

Examples of special characters: **!, @, #, \$, %, ^, &, ***

MIAMI DADE COUNTY
LIQUID WASTE TRANSPORTER ELECTRONIC MANIFEST

Change Password

Permit#	4 - UNITED SITE SERVICES OF FLORIDA, INC.
Current Password	
New Password	New password
Confirm Password	Confirm password
	<input type="button" value="Submit"/> <input type="button" value="Clear"/>

3. Forgot the Password

Forgot Password

An email registered on file will be use to send the password on file.

Sample:

Dear user,

Your log in information for the Liquid Waste Transporter Electronic Manifest is below.

Regards,
DERM

Username:	4
Password:	Testing!1


4. How to Report Months without Activity

In the **Home** page, under Waste Type, select **No Monthly Activity**

And then **SUBMIT**

MIAMI DADE COUNTY LIQUID WASTE TRANSPORTER ELECTRONIC MANIFEST

Liquid Waste Transporter Electronic Manifest



Home Help Search Manifest List of Grease Discharge Operating Facilities Admin Logout

Home

In accordance with Section 24-46, Miami-Dade County Environmental Protection Ordinance (Code), all Liquid Waste Transporters are required to complete and submit a Liquid Waste Transporter Electronic Manifest monthly on or before the 20th of each month (e.g., by February 20th for the reporting period January 1 – January 31).


Refer to your Liquid Waste Transporter Operating Permit for additional reporting requirements.

Login

Waste Type

- Select an item --
- Fats, Oils, and Grease
- Septage / Stormwater
- No Monthly Activity**

[Forgot Password?](#) [Change Password](#)



You will be prompted to **select Month with No Activity**

Submit Your FOG Single-Load Manifest

* Required fields

Liquid Waste Transporter Information

Company Name

Liquid Waste Transporter Permit #

Select Month With No Activity *

2020

Jan	Feb	Mar	Apr
May	Jun	Jul	Aug
Sep	Oct	Nov	Dec

Today: April 28, 2020

[Privacy Statement](#) | [Disclaimer](#) | [ADA](#)

© 2020 Miami-Dade County. All rights reserved.

Then **Preview**,

MIAMI DADE COUNTY LIQUID WASTE TRANSPORTER ELECTRONIC MANIFEST

Accept* and Submit

Preview

Liquid Waste Transporter Information

Company Name	UNITED SITE SERVICES OF FLORIDA, INC.
Liquid Waste Transporter Permit #	4
Disposal Facility Ticket #	
Disposal Facility	
Date Waste Unloaded	
Vehicle Full Load Capacity (gallons)	

Origination Of Waste - Detailed Information

Single Load Total Waste (gallons)	0
-----------------------------------	---

Liquid Waste Transporter Certification

The Operating Permit holder (permittee, or authorized manager) certifies that the information uploaded is true and correct and that all discharges comply with applicable local limits.

Accept*

Submit

Edit

The following message will appear:

Report Submitted

Your manifest has been accepted.

You will be receiving a confirmation email soon.

Submit Another Report

The system will send you an e-mail:

MIAMI DADE COUNTY
LIQUID WASTE TRANSPORTER ELECTRONIC MANIFEST

Dear Liquid Waste Transporter,

Your information for the LWT Manifest has been successfully entered.

Disposal Date Waste Unloaded:

Regards,
DERM

DERMLiquid Waste Transporter Permit #:	4
Facility Name:	UNITED SITE SERVICES OF FLORIDA, INC.

MIAMI DADE COUNTY
LIQUID WASTE TRANSPORTER ELECTRONIC MANIFEST

5. Entering Data

Information in all required fields (*) must be provided.

Submit Your Septage Single-Load Manifest

* Required fields

Liquid Waste Transporter Information

Company Name	<input type="text" value="UNITED SITE SERVICES OF FLORIDA, INC."/>
Liquid Waste Transporter Permit #	<input type="text" value="4"/>
Disposal Facility Ticket # *	<input type="text"/>
Disposal Facility *	<input type="text" value="-- Select an Item --"/>
Date Waste Unloaded *	<input type="text" value="mm/dd/yyyy"/>
Vehicle Full Load Capacity (gallons) *	<input type="text" value="#####"/>

Origination Of Waste - Detailed Information

Waste Type *	<input type="text" value="Septage - Biosolids"/>
Facility Address *	<input type="text"/>
Waste Loaded (gallons) *	<input type="text" value="#####"/>
Date Pumped *	<input type="text" value="mm/dd/yyyy"/>
Add Record	

Single Load Total Waste (gallons)	<input type="text" value="0"/>
-----------------------------------	--------------------------------


MIAMI DADE COUNTY
LIQUID WASTE TRANSPORTER ELECTRONIC MANIFEST

Submit Your FOG Single-Load Manifest

* Required fields

Liquid Waste Transporter Information

Company Name	UNITED SITE SERVICES OF FLORIDA, INC.
Liquid Waste Transporter Permit #	4
Disposal Facility Ticket # *	
Disposal Facility *	SOUTH DISTRICT - MDWASD
Date Waste Unloaded *	4/13/2020
Vehicle Full Load Capacity (gallons) *	1000


FOG Control Device Type *	Gravity
FOG Control Device Capacity * (HM=gpm & Gravity=gallons)	1500
FOG Control Device Wet Volume (gallons) *	1490
FOG found in outlet device *	N
H - Measure from bottom to outlet level (inches) *	75
W - Measure from bottom to water level (inches) *	76
G - FOG layer thickness (inches) *	6
S - Sludge layer thickness (inches) *	2
Outlet device missing or damaged *	N
Automatic unit missing or damaged *	N/A
Corrosion or other tank damage *	N
Tank breached *	N
Waste Loaded (gallons) *	1500
Date Pumped *	2/4/2017
	Add Record 
Single Load Total Waste (gallons)	0
	Preview

Once finished entering data, **PREVIEW**

MIAMI DADE COUNTY
LIQUID WASTE TRANSPORTER ELECTRONIC MANIFEST

[Add Record](#)

Single Load Total Waste (gallons)

[Preview](#) 

**MIAMI DADE COUNTY
LIQUID WASTE TRANSPORTER ELECTRONIC MANIFEST**

System will generate the following

Origination Of Waste - Detailed Information

GDO Facility Information	FOG Control Device Information	Tank Measures	Outlet device missing or damaged	Automatic unit missing or damaged	Corrosion or other tank damage	Tank breached	Waste Loaded (gallons)	Date Pumped
GDO Permit # N/A	Type Gravity	H 73	N	N/A	N	N	1500	02/04/2017
Facility Name WINN DIXIE #203	Capacity 1500	W 74						
Facility Address 1055 HALLANDALE BEACH, FL 33009	Wet Volume 1450	G 2						
	FOG found in outlet device N	S 2						
GDO Permit # N/A	Type Gravity	H 73	N	N/A	N	N	1500	02/04/2017
Facility Name DENNY'S # 1063	Capacity 1500	W 74						
Facility Address 1000 W 49 ST	Wet Volume 1450	G 2						
	FOG found in outlet device N	S 2						
GDO Permit # 134	Type Gravity	H 75	N	N/A	N	N	1500	02/04/2017
Facility Name DENNY'S, INC. DBA DENNY'S #1063	Capacity 1500	W 76						
Facility Address 1000 W 49 ST	Wet Volume 1490	G 6						
	FOG found in outlet device N	S 2						

Single Load Total Waste (gallons) 4500

Liquid Waste Transporter Certification

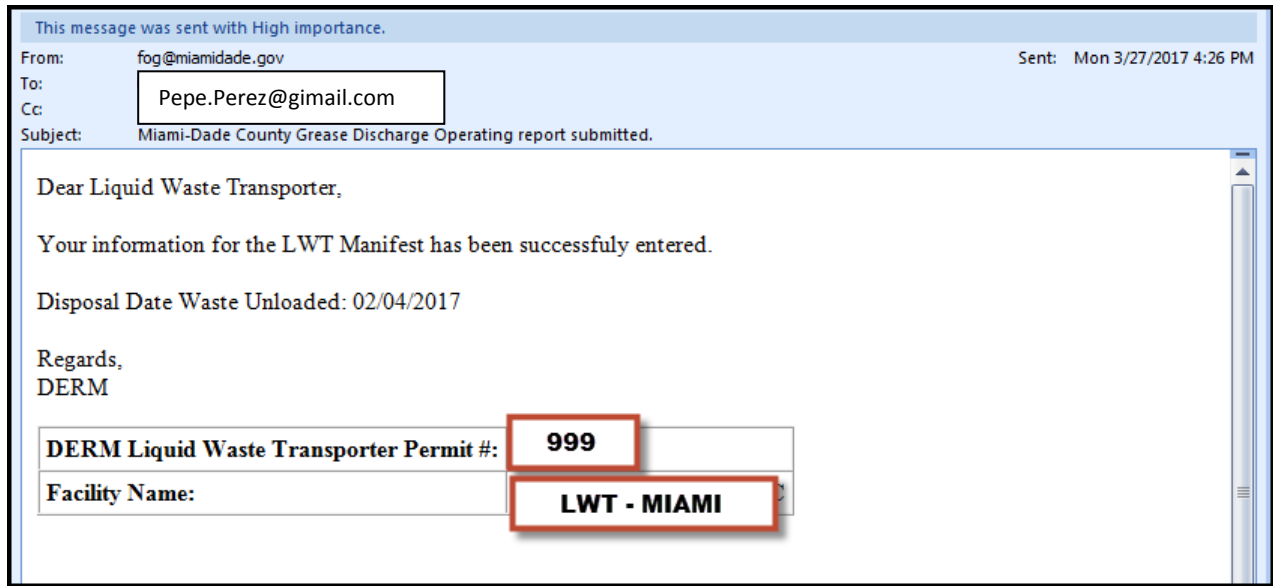
I certify that the information above is true and accurate.

Accept*

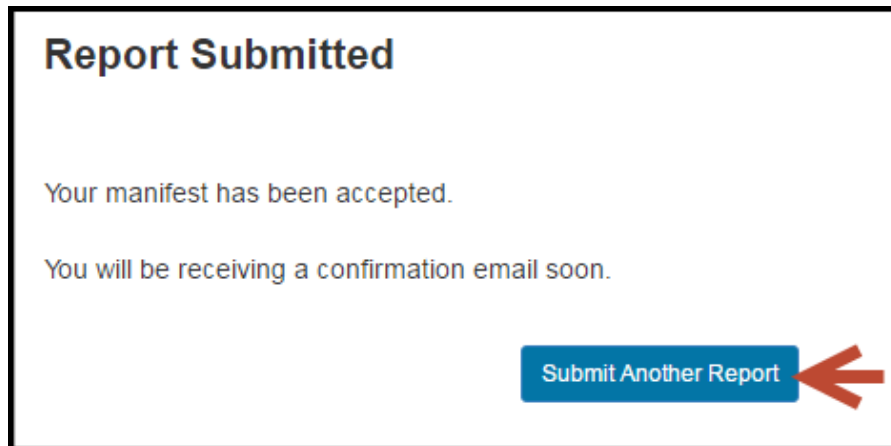
If the information is correct, select **Accept*** and then **Submit**. If the information is not correct, select **Edit**.

The system will send you an e-mail:

MIAMI DADE COUNTY
LIQUID WASTE TRANSPORTER ELECTRONIC MANIFEST



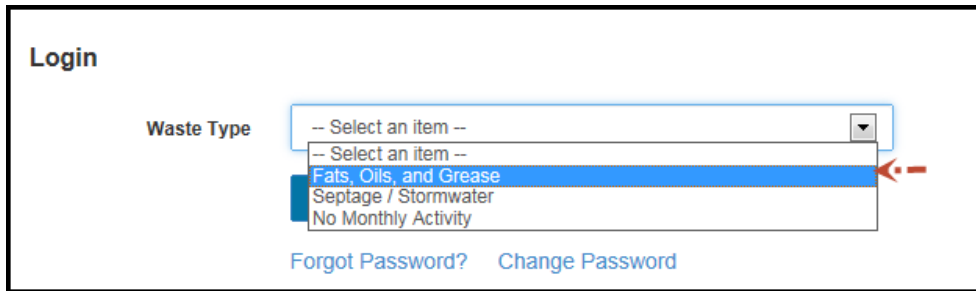
To submit another report select:



MIAMI DADE COUNTY
LIQUID WASTE TRANSPORTER ELECTRONIC MANIFEST

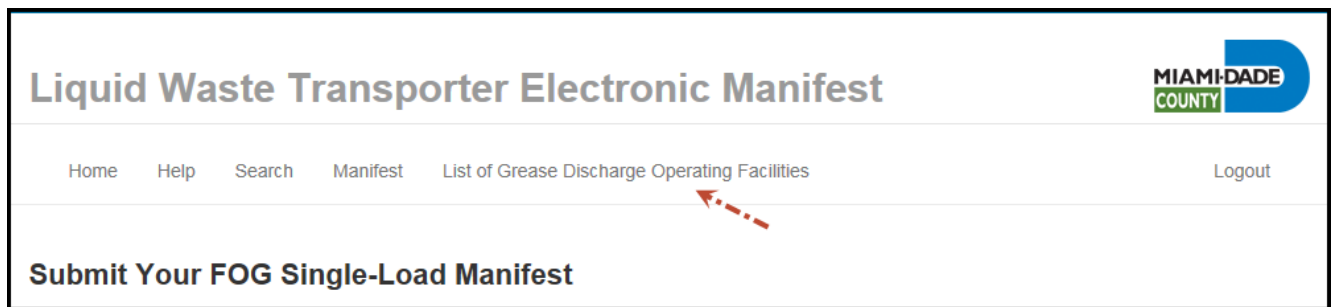
6. How to find GDO Permit Number

Once you login, select “Waste Type”: Fats, Oils, and Grease



The screenshot shows a login form with a "Waste Type" dropdown menu. The menu is open, showing four options: "-- Select an item --", "Fats, Oils, and Grease", "Septage / Stormwater", and "No Monthly Activity". A red dashed arrow points to the "Fats, Oils, and Grease" option. Below the dropdown are links for "Forgot Password?" and "Change Password".

The following window will open:




The screenshot shows the "Liquid Waste Transporter Electronic Manifest" page. The page has a header with the Miami-Dade County logo and a navigation menu with links for "Home", "Help", "Search", "Manifest", "List of Grease Discharge Operating Facilities", and "Logout". A red dashed arrow points to the "List of Grease Discharge Operating Facilities" link. Below the navigation menu is a section titled "Submit Your FOG Single-Load Manifest".

Select “List of Grease Discharge Operating Facilities”. The list that pops up can be ordered by **GDO Permit #**, **Facility Name** or **Facility Address**.

MIAMI DADE COUNTY
LIQUID WASTE TRANSPORTER ELECTRONIC MANIFEST

Liquid Waste Transporter Electronic Manifest



Home Help Search Manifest List of Grease Discharge Operating Facilities Logout

List of Grease Discharge Operating Facilities

Sort is available by clicking on any of the underlined column headers. Change sort direction by clicking on the same underlined column header.

<u>GDO Permit #</u>	<u>Facility Name</u>	<u>Facility Address</u>	<u>Contact</u>	<u>Phone #</u>
1	MIAMI BEACH RESORT OWNER, LLC	4833 COLLINS AVE	Jacob Chetrit	305-532-3600
2	THE ALEXANDER HOTEL	5225 COLLINS AVE	David Dohmen	305-865-6500
3	VCH1, LLC DBA TROPICANA RESTAURANT & LOUNGE	1950 W 49 ST	Taylor Woods	305-823-2000
4	OSI/OUTBACK STEAKHOUSE OF FL, LLC DBA OUTBACK STEAKHOUSE #1077	13145 SW 89 PL	Michelle Daniels	813-282-1225
5	HONG KONG CITY OF MING HUA, LLC	7373 NW 36 ST	Yuan Ming Gan	305-592-5880

7. How to Find Records Already Entered.

After login in, the system will bring you to the **Search** screen, where records can be retrieved by Disposal Facility Ticket # or by Disposal Facility name. Select Submit to upload the information.

MIAMI DADE COUNTY LIQUID WASTE TRANSPORTER ELECTRONIC MANIFEST

Search

The Search Criteria block is to search for existing saved records under specific Liquid Waste Transporter's permit #. Please note that records that are past due will only be displayed in read-only mode and those that are not past due will still be able to be edited.

* Required fields

Search Criteria

Liquid Waste Transporter Permit #

Disposal Facility Ticket #

Disposal Facility

Company Name

Sort by Ticket Number Ascending Descending

Search Criteria Detailed Results

Manifest Number	DERM Decal Number	Waste Type	Ticket Number	Company Name
LWT-4-06152017-164904609	4	ST	253644	UNITED SITE SERVICES OF FLORIDA, INC.