



DEPARTMENT OF PERMITTING, ENVIRONMENT, AND REGULATORY AFFAIRS (PERA)  
BOARD AND CODE ADMINISTRATION DIVISION

MIAMI-DADE COUNTY  
PRODUCT CONTROL SECTION  
11805 SW 26 Street, Room 208  
Miami, Florida 33175-2474  
T (786) 315-2590 F (786) 315-2599  
[www.miamidade.gov/pera](http://www.miamidade.gov/pera)

## NOTICE OF ACCEPTANCE (NOA)

Sunlast Metals Inc.  
2120 SW Poma Dr.  
Palm City, FL. 34990

### SCOPE:

This NOA is being issued under the applicable rules and regulations governing the use of construction materials. The documentation submitted has been reviewed and accepted by Miami-Dade County PERA - Product Control Section to be used in Miami Dade County and other areas where allowed by the Authority Having Jurisdiction (AHJ).

This NOA shall not be valid after the expiration date stated below. The Miami-Dade County Product Control Section (In Miami Dade County) and/or the AHJ (in areas other than Miami Dade County) reserve the right to have this product or material tested for quality assurance purposes. If this product or material fails to perform in the accepted manner, the manufacturer will incur the expense of such testing and the AHJ may immediately revoke, modify, or suspend the use of such product or material within their jurisdiction. PERA reserves the right to revoke this acceptance, if it is determined by Miami-Dade County Product Control Section that this product or material fails to meet the requirements of the applicable building code.

This product is approved as described herein, and has been designed to comply with the Florida Building Code including the High Velocity Hurricane Zone of the Florida Building Code.

### DESCRIPTION: 1-3/4" Snap Lock, 24 ga. Steel Metal Roof Panel

**LABELING:** Each unit shall bear a permanent label with the manufacturer's name or logo, city, state and following statement: "Miami-Dade County Product Control Approved", unless otherwise noted herein.

**RENEWAL** of this NOA shall be considered after a renewal application has been filed and there has been no change in the applicable building code negatively affecting the performance of this product.

**TERMINATION** of this NOA will occur after the expiration date or if there has been a revision or change in the materials, use, and/or manufacture of the product or process. Misuse of this NOA as an endorsement of any product, for sales, advertising or any other purposes shall automatically terminate this NOA. Failure to comply with any section of this NOA shall be cause for termination and removal of NOA.

**ADVERTISEMENT:** The NOA number preceded by the words Miami-Dade County, Florida, and followed by the expiration date may be displayed in advertising literature. If any portion of the NOA is displayed, then it shall be done in its entirety.

**INSPECTION:** A copy of this entire NOA shall be provided to the user by the manufacturer or its distributors and shall be available for inspection at the job site at the request of the Building Official.

This revises NOA# 12-0319.12 and consists of pages 1 through 6.  
The submitted documentation was reviewed by Alex Tigera.



NOA No.: 12-0719.03  
Expiration Date: 10/18/17  
Approval Date: 02/14/13  
Page 1 of 6

**ROOFING SYSTEM APPROVAL:**

**Category:** Roofing  
**Sub-Category:** Metal, Panels (Non-Structural)  
**Material:** Steel  
**Deck Type:** Wood  
**Maximum Design Pressure** -156.75 psf (See System Limitation #1)

**TRADE NAMES OF PRODUCTS MANUFACTURED OR LABELED BY APPLICANT:**

<u>Product</u>	<u>Dimensions</u>	<u>Test Specifications</u>	<u>Product Description</u>
1 3/4" Snap-Lock Steel Panel	l = various w = 18" Thickness = 24 ga.	TAS 110	G-90 galvanized or galvalume panels coated with various approved coatings Fluoropan, Kynar, or Hylar.
Panel Clip (steel)	l = 3.750" w = 2.080" H = 1.875" Thickness = 0.050"	TAS 110	Corrosion resistant, formed, steel clips, for metal installation

**MANUFACTURING LOCATION:**

1. Palm City, FL.

**EVIDENCE SUBMITTED:**

<u>Test Agency</u>	<u>Test Identifier</u>	<u>Test Name/Report</u>	<u>Date</u>
Hurricane Test Laboratory, Inc.	0412-0305-07	TAS 125	08/07/07
Trinar Laboratory Test Certification		ASTM G 23 ASTM B 117	
PRI Asphalt Technologies, Inc.	SFMS-004-02-01	TAS 100	07/24/07



**APPROVED ASSEMBLIES:**

**System:** 1-3/4" Snap-Lock Steel metal Roof Panel  
**Deck Type:** Wood, Non-insulated  
**Deck Description:** New Construction or Re-roof <sup>15</sup>/<sub>32</sub>" or greater plywood or wood plank.  
**Slope Range:** 2": 12" or greater  
**Maximum Uplift Pressure:** See Table A below

**Deck Attachment:** In accordance with applicable Building Code, but in no case shall it be less than 8d ring shank nails spaced 6" o.c. In reroofing, where the deck is less than <sup>19</sup>/<sub>32</sub>" thick (Minimum <sup>15</sup>/<sub>32</sub>" the above attachment method must be in addition to existing attachment.

**Underlayment:** Minimum underlayment shall be an ASTM D 226 Type II installed with a minimum 4" side-lap and 6" end-laps. Underlayment shall be fastened with corrosion resistant tin-caps and 12 gauge 1 1/4" annular ring-shank nails, spaced 6" o.c. at all laps and two staggered rows 12" o.c. in the field of the roll. Or, any approved underlayment having a current NOA.

**Fire Barrier Board:** Any approved fire barrier having a current NOA. Refer to a current fire directory listing for fire ratings of this roofing system assembly as well as the location of the fire barrier within the assembly. See Limitation # 1.

**Valleys:** Valley construction shall be in compliance with Roofing Application Standard RAS 133 and with the current published installation instructions and details in Sunlast Metal, Inc's, Installation Manual.

**Metal Panels and Accessories:** Install the "1-3/4" Snap-Lock Steel Roof Panel" and accessories in compliance with Sunlast Metal, Inc's current, published installation instructions and details. Flashing, penetrations, valley construction and other details shall be constructed in compliance with the minimum requirements provided in Roofing Application Standards RAS 133.

Panel shall be attached to the deck along its male rib using the approved clips (0.050" minimum). Each clip shall be fastened to the substrate using (2) two #10 pancake head, corrosion resistant screws of sufficient length to penetrate through the sheathing a minimum of <sup>3</sup>/<sub>16</sub> inch at a spacing as listed in **Table A** below. Panel ribs shall be fully engaged to form an integral snap-lock.

<b>TABLE A</b>		
<b>MAXIMUM DESIGN PRESSURES</b>		
<b>Roof Areas</b>	<b>Field</b>	<b>Perimeter and Corner<sup>1</sup></b>
<b>Maximum Design Pressures</b>	-114.25 psf.	-156.75 psf
<b>Maximum Fastener Spacing</b>	16" o.c.	8" o.c.

1. Extrapolation shall not be allowed



## LIMITATIONS

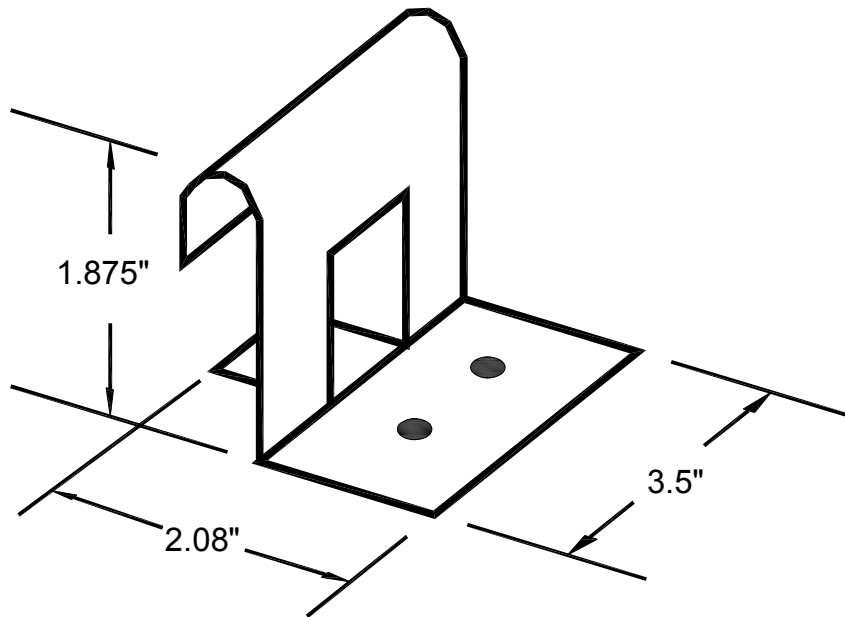
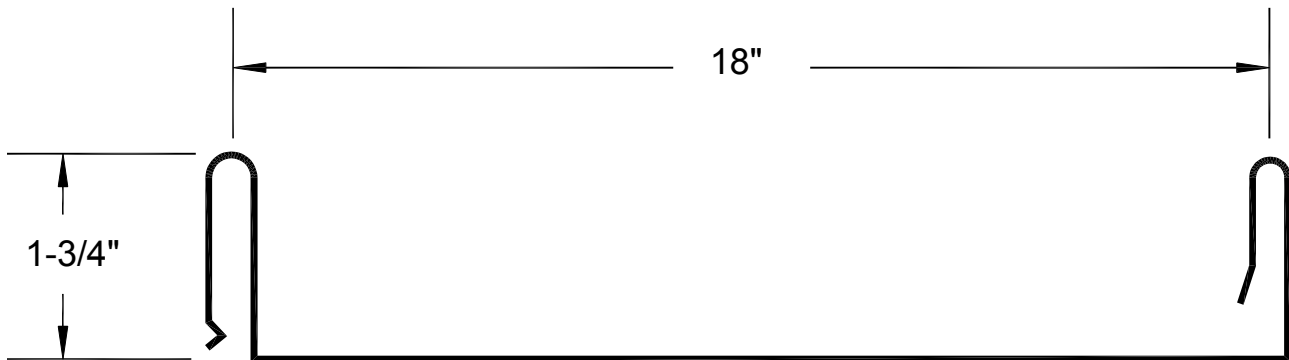
1. Fire classification is not part of this acceptance; refer to a current Approved Roofing Materials Directory for fire ratings of this product.
2. The maximum designed pressure listed herein shall be applicable to all roof pressure zones (i.e. field, perimeters, and corners). Neither rational analysis, nor extrapolation shall be permitted for enhanced fastening at enhanced pressure zones (i.e. perimeters, extended corners and corners).
3. Panels may be rolls formed in continuous lengths from eave to ridge. Maximum lengths shall be as described in Roofing Application Standard RAS 133
4. All panels shall be permanently labeled with the manufacturer's name and/or logo, and the following statement: "Miami-Dade County Product Control Approved" **or** with the Miami-Dade County Product Control Seal as seen below. All clips shall be permanently labeled with the manufacturer's name and/or logo, and/or model.

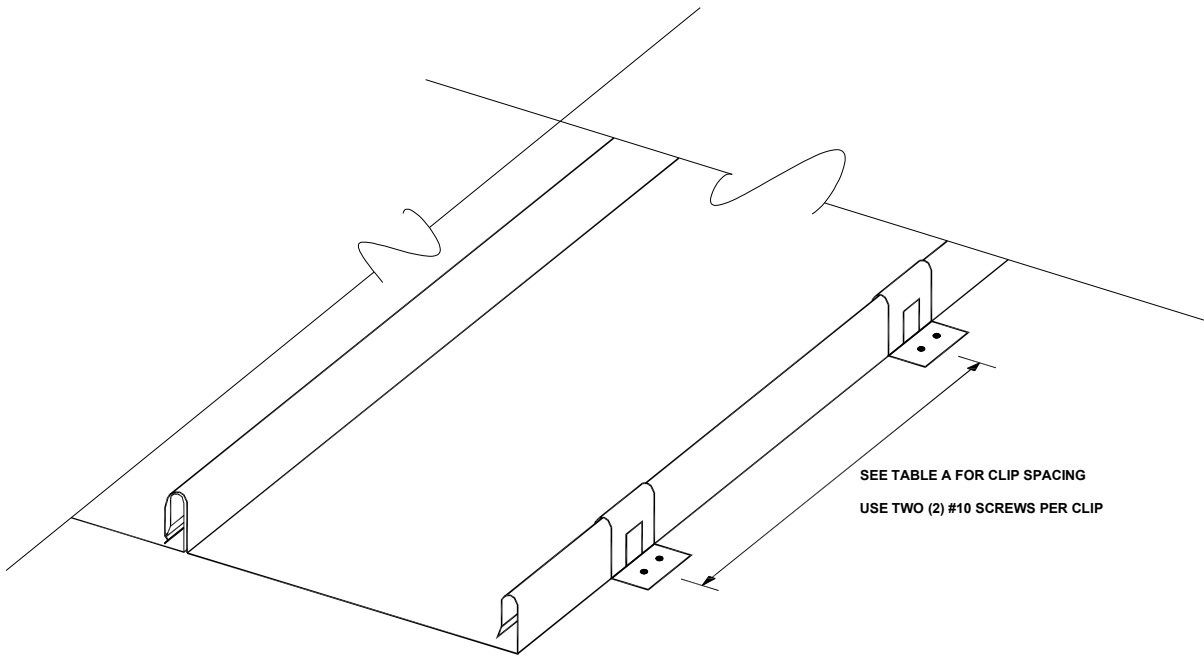


5. All products listed herein shall have a quality assurance audit in accordance with the Florida Building Code and Rule 9N-3 of the Florida Administrative Code.



# PROFILE DRAWINGS





**END OF THIS ACCEPTANCE**