



DEPARTMENT OF REGULATORY AND ECONOMIC RESOURCES (RER)
BOARD AND CODE ADMINISTRATION DIVISION

MIAMI-DADE COUNTY
PRODUCT CONTROL SECTION

11805 SW 26 Street, Room 208
Miami, Florida 33175-2474
T (786) 315-2590 F (786) 315-2599
www.miamidade.gov/economy

NOTICE OF ACCEPTANCE (NOA)

Westlake Davinci Roofscapes, LLC.
13890 W 101 St
Lenexa, KS. 66215

SCOPE:

This NOA is being issued under the applicable rules and regulations governing the use of construction materials. The documentation submitted has been reviewed and accepted by Miami-Dade County RER - Product Control Section to be used in Miami-Dade County and other areas where allowed by the Authority Having Jurisdiction (AHJ).

This NOA shall not be valid after the expiration date stated below. The Miami-Dade County Product Control Section (in Miami-Dade County) and/or the AHJ (in areas other than Miami-Dade County) reserve the right to have this product or material tested for quality assurance purposes. If this product or material fails to perform in the accepted manner, the manufacturer will incur the expense of such testing and the AHJ may immediately revoke, modify, or suspend the use of such product or material within their jurisdiction. RER reserves the right to revoke this acceptance, if it is determined by Miami-Dade County Product Control Section that this product or material fails to meet the requirements of the applicable building code.

This product is approved as described herein, and has been designed to comply with the Florida Building Code including the High Velocity Hurricane Zone of the Florida Building Code.

DESCRIPTION: Inspire Classic Roof Slate and Inspire Arcella Shake

LABELING: Each unit shall bear a permanent label with the manufacturer's name or logo, city, state and following statement: "Miami-Dade County Product Control Approved", unless otherwise noted herein.

RENEWAL of this NOA shall be considered after a renewal application has been filed and there has been no change in the applicable building code negatively affecting the performance of this product.

TERMINATION of this NOA will occur after the expiration date or if there has been a revision or change in the materials, use, and/or manufacture of the product or process. Misuse of this NOA as an endorsement of any product, for sales, advertising or any other purposes shall automatically terminate this NOA. Failure to comply with any section of this NOA shall be cause for termination and removal of NOA.

ADVERTISEMENT: The NOA number preceded by the words Miami-Dade County, Florida, and followed by the expiration date may be displayed in advertising literature. If any portion of the NOA is displayed, then it shall be done in its entirety.

INSPECTION: A copy of this entire NOA shall be provided to the user by the manufacturer or its distributors and shall be available for inspection at the job site at the request of the Building Official.

This NOA revises NOA# 18-1126.08 and consists of pages 1 through 8.
The submitted documentation was reviewed by Alex Tigera.

10/10/24



NOA No.: 24-0318.07
Expiration Date: 03/26/25
Approval Date: 10/10/24
Page 1 of 8

ROOFING ASSEMBLY APPROVAL:

Category: Roofing
Sub-Category: Roofing Slate/Shake
Material: Plastic
Deck Type: Wood
Maximum Design Pressure -110 psf.

TRADE NAMES OF PRODUCTS MANUFACTURED OR LABELED BY APPLICANT:

<u>Product</u>	<u>Dimensions</u>	<u>Test Specifications</u>	<u>Product Description</u>
Inspire Classic Roof Slate	L = 18" W=12"	TAS 110	Compression molded thermoplastic composite tile designed to simulate and resemble natural slate roofing.
<u>Available Colors:</u>			
801 Charcoal Black	754 Rustic Cedar		
731 Ash Gray	815 Sage Green		
753 Aged Cedar	809 Red Rock		
718 Grey/Black	752 New Cedar		
804 Steel Grey	732 Granite		
803 Mist Grey	733 Graphite		
806 Brandywine	738 Red Cedar		
751 Cedar Brown	730 Evergreen		
750 Weathered Grey	736 Wheat		
814 Olive			
Inspire Arcella Shake	L = 24" W= 10"	TAS 110	Compression molded thermoplastic composite tile designed to simulate and resemble cedar shake roofing.
<u>Available Colors:</u>			
801 Charcoal Black	754 Rustic Cedar		
731 Ash Gray	815 Sage Green		
753 Aged Cedar	809 Red Rock		
718 Grey/Black	752 New Cedar		
804 Steel Grey	732 Granite		
803 Mist Grey	733 Graphite		
806 Brandywine	738 Red Cedar		
751 Cedar Brown	730 Evergreen		
750 Weathered Grey	736 Wheat		
814 Olive			

MANUFACTURING LOCATION:

1. Metamora, MI.



EVIDENCE SUBMITTED:

<u>Test Agency</u>	<u>Test Identifier</u>	<u>Test Name/Report</u>	<u>Date</u>
PRI Construction Materials Technologies	MMLL-010-02-01	ASTM C 1549 / ASTM E 1980	03/20/18
	MMLL-010-02-02	ASTM D 1929	03/20/18
	MMLL-010-02-02-A	ASTM G 155 / TAS 110	11/05/18
	MMLL-010-02-03	ASTM D 635 / ASTM D 2843	05/14/18
	MMLL-011-02-01	TAS 125	06/07/18
	MMLL-011-02-02	TAS 100	07/25/18
	MMLL-013-02-01	TAS 125	06/07/18
	MMLL-017-02-01	TAS 100	04/29/19



APPROVED ASSEMBLIES:

System A:	Inspire Classic Roof Slate
Deck Type:	Wood, Non-Insulated
Deck Description:	New Construction ¹⁹ / ₃₂ " or greater plywood or wood plank.
Slope Range:	4": 12" or greater
Maximum Uplift Pressure:	-110 psf. (See General Limitation #2)

Deck Attachment:	In accordance with Applicable Building Code, but in no case shall it be less than #8d x 2-1/2" long ring-shank nails spaced 6" o.c. In reroofing, where the deck is less than ¹⁹ / ₃₂ " thick (minimum ¹⁵ / ₃₂ "), the above attachment method must be in addition to existing attachment.
Underlayment:	Minimum underlayment shall be an ASTM D 226 Type II installed with a minimum 4" side-laps and 6" end-laps. Underlayment shall be fastened with corrosion resistant tin-caps and 1¼" annular ring-shank nails, spaced 6" o.c. at all laps and two staggered rows 12" o.c. in the field of the roll. Or, any Miami-Dade County Product Control Approved underlayment having a current NOA. Additionally, install over felt; Boral Tile Seal with 3.5 inch lap back nailed and covering 9.5 inch min. on each side of valley.
Fire Barrier Board:	Any approved fire barrier having a current NOA. Refer to a current fire directory listing for fire ratings of this roofing system assembly as well as the location of the fire barrier within the assembly. See Limitation # 1.
Valleys:	Valley construction shall be in compliance with Roofing Application Standard RAS 133 and with Inspire Roofing Products current published installation instructions. Minimum 26ga. G90 Steel 25.5 inch wide "W" valley. Hem ends of valleys closed and sealed with Miami Dade County approved ASTM C920 sealant.
Metal Panels and Accessories:	Install the panel and accessories in compliance with Inspire Roofing Products current, published installation instructions and details. Flashing, penetrations, valley construction and other details shall be constructed in compliance with the minimum requirements provided Roofing Application Standards RAS 133.
Field Condition:	Secure each Inspire Classic Roof Slate through to the roof deck with two (2) 0.120" x 1.5" stainless steel ring shank nails installed in the pre-marked nailing locations which are located 72 mm from each side edge in the horizontal dimension and 230 mm from the leading edge in the vertical direction. Install the Inspire Classic Roof Slate with a 6" exposure and 3/8" to ½" spacing between tiles in straight courses. Subsequent courses shall be installed with a half tile off-set from the proceeding course.



System B: Inspire Arcella Shake
Deck Type: Wood, Non-Insulated
Deck Description: New Construction ¹⁹/₃₂" or greater plywood or wood plank.
Slope Range: 4": 12" or greater
Maximum Uplift Pressure: -72.5 psf. (See General Limitation #2)

Deck Attachment: In accordance with Applicable Building Code, but in no case shall it be less than #8d x 2-1/2" long ring-shank nails spaced 6" o.c. In reroofing, where the deck is less than ¹⁹/₃₂" thick (minimum ¹⁵/₃₂"), the above attachment method must be in addition to existing attachment.

Underlayment: Minimum underlayment shall be an ASTM D 226 Type II installed with a minimum 4" side-laps and 6" end-laps. Underlayment shall be fastened with corrosion resistant tin-caps and 1 1/4" annular ring-shank nails, spaced 6" o.c. at all laps and two staggered rows 12" o.c. in the field of the roll. Or, any Miami-Dade County Product Control Approved underlayment having a current NOA. Additionally, install over felt; Boral Tile Seal with 3.5 inch lap back nailed and covering 9.5 inch min. on each side of valley.

Fire Barrier Board: Any approved fire barrier having a current NOA. Refer to a current fire directory listing for fire ratings of this roofing system assembly as well as the location of the fire barrier within the assembly. See Limitation # 1.

Valleys: Valley construction shall be in compliance with Roofing Application Standard RAS 133 and with Inspire Roofing Products current published installation instructions.

Metal Panels and Accessories: Install the panel and accessories in compliance with Inspire Roofing Products current, published installation instructions and details. Flashing, penetrations, valley construction and other details shall be constructed in compliance with the minimum requirements provided Roofing Application Standards RAS 133.

Field Condition: Secure each Inspire Arcella Shake through to the roof deck with **two (2)** 0.120" x 1.5" stainless steel ring shank nails installed in the pre-marked nailing locations which are located 38 mm from each side edge in the horizontal dimension and 280 mm from the leading edge in the vertical direction. Install the Inspire Arcella Shake with a 9.25" exposure and 1/2" spacing between tiles in straight courses. Subsequent courses shall be installed with a half tile off-set from the proceeding course.



SYSTEM LIMITATIONS

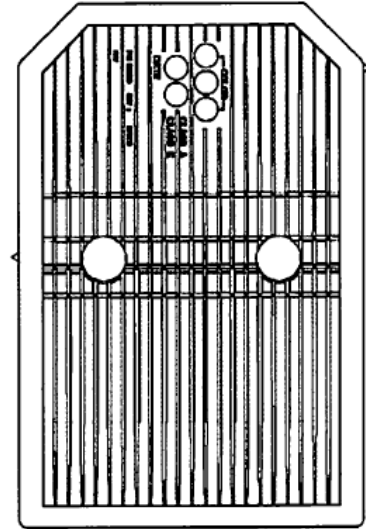
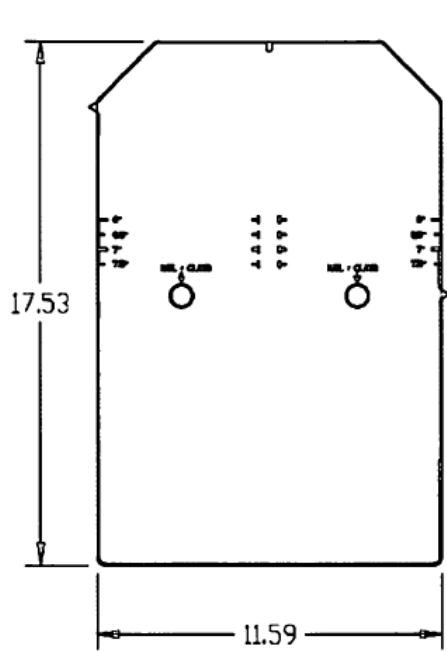
1. Fire classification is not part of this acceptance; refer to a current Approved Roofing Materials Directory for fire ratings of this product.
2. The maximum designed pressure listed herein shall be applicable to all roof pressure zones (i.e. field, perimeters, and corners). Neither rational analysis, nor extrapolation shall be permitted for enhanced fastening at enhanced pressure zones (i.e. perimeters, extended corners and corners).
3. All Shakes and Slates shall be permanently labeled with the manufacturer's name and/or logo, and the following statement: "Miami-Dade County Product Control Approved" **or** with the Miami-Dade County Product Control Seal as seen below.



4. All products listed herein shall have a quality assurance audit in accordance with the Florida Building Code and Rule 61G20-3 of the Florida Administrative Code.



PRODUCT DESCRIPTION:

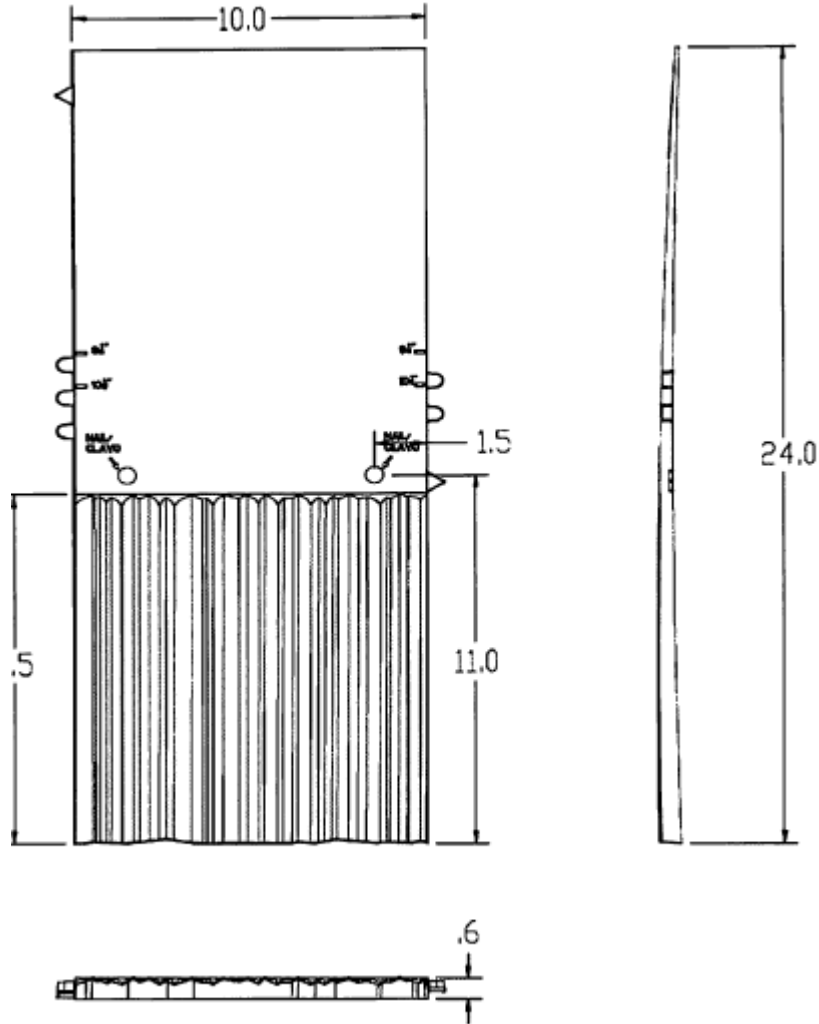


Inspire Classic Roof Slate

Nominal 18" x 12"



Inspire Acella Shake



Inspire Arcella Shake

24" x 10"

END OF THIS ACCEPTANCE

