



MIAMI-DADE COUNTY  
PRODUCT CONTROL SECTION

11805 SW 26 Street, Room 208  
Miami, Florida 33175-2474  
T (786) 315-2590 F (786) 315-2599

DEPARTMENT OF REGULATORY AND ECONOMIC RESOURCES (RER)  
BOARD AND CODE ADMINISTRATION DIVISION

**NOTICE OF ACCEPTANCE (NOA)**

[www.miamidade.gov/building](http://www.miamidade.gov/building)

**Loren Cook Company**  
2015 E. Dale Street  
Springfield, MO 65803

**SCOPE:** This NOA is being issued under the applicable rules and regulations governing the use of construction materials. The documentation submitted has been reviewed and accepted by Miami-Dade County RER-Product Control Section to be used in Miami Dade County and other areas where allowed by the Authority Having Jurisdiction (AHJ).

This NOA shall not be valid after the expiration date stated below. The Miami-Dade County Product Control Section (In Miami Dade County) and/or the AHJ (in areas other than Miami Dade County) reserve the right to have this product or material tested for quality assurance purposes. If this product or material fails to perform in the accepted manner, the manufacturer will incur the expense of such testing and the AHJ may immediately revoke, modify, or suspend the use of such product or material within their jurisdiction. RER reserves the right to revoke this acceptance if it is determined by Miami-Dade County Product Control Section that this product or material fails to meet the requirements of the applicable building code.

This product is approved as described herein and has been designed to comply with the Florida Building Code, including the High Velocity Hurricane Zone.

**DESCRIPTION: Model GR Steel and Aluminum Rooftop Gravity Vent**

**APPROVAL DOCUMENT:** Drawing No. **SD080717-14**, titled “GR Gravity Ventilator Hurricane Rated Aluminum and Steel”, sheet 1 through 6 of 6, dated 09/03/13, with revision **B** dated 11/06/23, prepared by manufacturer, signed and sealed by Jerry Travis Miller, P.E. bearing the Miami-Dade County Product Control Revision stamp with the Notice of Acceptance number and expiration date by the Miami-Dade County Product Control Section.

**MISSILE IMPACT RATING: Large and Small Missile Impact Resistant**

**LABELING:** Each unit shall bear a permanent label with the manufacturer’s name or logo, manufacturing address, model number, the positive and negative design pressure rating, indicate impact rated if applicable, installation instruction drawing reference number, approval number (NOA), the applicable test standards, and the statement reading ‘Miami-Dade County Product Control Approved’ is to be located on the door’s side track, bottom angle, or inner surface of a panel.

**RENEWAL** of this NOA shall be considered after a renewal application has been filed and there has been no change in the applicable building code negatively affecting the performance of this product.

**TERMINATION** of this NOA will occur after the expiration date or if there has been a revision or change in the materials, use, and/or manufacture of the product or process. Misuse of this NOA as an endorsement of any product, for sales, advertising or any other purposes shall automatically terminate this NOA. Failure to comply with any section of this NOA shall be cause for termination and removal of NOA.

**ADVERTISEMENT:** The NOA number preceded by the words Miami-Dade County, Florida, and followed by the expiration date may be displayed in advertising literature. If any portion of the NOA is displayed, then it shall be done in its entirety.

**INSPECTION:** A copy of this entire NOA shall be provided to the user by the manufacturer or its distributors and shall be available for inspection at the job site at the request of the Building Official. This NOA **revises and renews NOA No. 23-0821.03** and consists of this page 1 and evidence pages E-1, E-2 and E-3, as well as approval document mentioned above.

The submitted documentation was reviewed by **Manuel Perez, P.E.**



10/03/24

**NOA No. 24-0912.02**  
**Expiration Date: November 13, 2029**  
**Approval Date: October 10, 2024**  
Page 1

**Loren Cook Company.**

**NOTICE OF ACCEPTANCE: EVIDENCE SUBMITTED**

**1. EVIDENCE SUBMITTED UNDER PREVIOUS NOA's**

**A. DRAWINGS**

1. Manufacturer's die drawings and sections.  
*(Submitted under NOA No. 08-0908.17)*
2. Drawing No. **SD080717-14**, titled "GR Gravity Ventilator Hurricane Rated Aluminum and Steel", sheets 1 through 6 of 6, dated 09/03/13, with revision **B** dated 11/06/23, prepared by manufacturer, signed and sealed by Jerry Travis Miller, P.E.  
*(Submitted under NOA No. 23-0821.03)*

**B. TESTS**

1. Test reports on: 1) Uniform Static Air Pressure Test, Loading per FBC TAS 202-94  
2) Large Missile Impact Test per FBC, TAS 201-94  
3) Cyclic Wind Pressure Loading per FBC, TAS 203-94  
along with marked-up drawings and installation diagram of Series/Model 36" x 36" GR, galvanized steel roof vent, prepared by Architectural Testing, Inc., Test Report No. **79144.01-801-18**, dated 03/03/08, signed and sealed by Jeffrey T. Kaminski, P.E.  
*(Submitted under NOA No. 08-0908.17)*
2. Test reports on: 1) Uniform Static Air Pressure Test, Loading per FBC TAS 202-94  
2) Large Missile Impact Test per FBC, TAS 201-94  
3) Cyclic Wind Pressure Loading per FBC, TAS 203-94  
along with marked-up drawings and installation diagram of Series/Model 36" x 36" GR, aluminum roof vent, prepared by Architectural Testing, Inc., Test Report No. **79144.02-801-18**, dated 06/19/08, signed and sealed by Jeffrey T. Kaminski, P.E.  
*(Submitted under NOA No. 08-0908.17)*

**C. CALCULATIONS**


1. Wind loads and anchor capacity calculations dated 09/13/123, prepared by manufacturer, signed and sealed by Bradley F. Skidmore, P.E.  
*(Submitted under NOA No. 13-0708.09)*

**D. QUALITY ASSURANCE**

1. Miami-Dade Department of Regulatory and Economic Resources (RER)

**E. MATERIAL CERTIFICATIONS**

1. None.

  
\_\_\_\_\_  
Manuel Pérez, P.E.  
Product Control Examiner  
NOA No. 24-0912.02  
Expiration Date: November 13, 2029  
Approval Date: October 10, 2024

**Loren Cook Company.**


**NOTICE OF ACCEPTANCE: EVIDENCE SUBMITTED**

**1. EVIDENCE SUBMITTED UNDER PREVIOUS NOA's (CONTINUED)**  
**F. STATEMENTS**

1. Statement letter of conformance, complying with **FBC 8<sup>th</sup> Edition (2023)** dated 07/28/23, issued by manufacturer, signed and sealed by Jerry T. Miller, P.E.  
*(Submitted under NOA No. 23-0821.03)*
2. Testing contract notification dated 11/17/23, issued by Intertek, signed by Cassandra Matthews.  
*(Submitted under NOA No. 23-0821.03)*
3. Statement letter of no financial interest dated 09/13/13, issued by manufacturer, signed and sealed by Bradley F. Skidmore, P.E.  
*(Submitted under NOA No. 13-0708.09)*

**G. OTHERS**

1. Notice of Acceptance No. **21-0405.07**, issued to Loren Cook Company for their Series GR Steel and Aluminum Rooftop Gravity Vent, approved on 06/24/21 and expiring on 11/13/23.

  
\_\_\_\_\_  
Manuel Perez, P.E.  
Product Control Examiner  
NOA No. 24-0912.02  
Expiration Date: November 13, 2029  
Approval Date: October 10, 2024

**Loren Cook Company.**

**NOTICE OF ACCEPTANCE: EVIDENCE SUBMITTED**

**2. NEW EVIDENCE SUBMITTED**

**A. DRAWINGS**

1. None.

**B. TESTS**

1. Test reports on: 1) Uniform Static Air Pressure Test, Loading per FBC TAS 202-94  
2) Large Missile Impact Test per FBC, TAS 201-94  
3) Cyclic Wind Pressure Loading per FBC, TAS 203-94  
along with marked-up drawings and installation diagram of Series/Model 36" x 36" GR, galvanized steel roof vent, prepared by Intertek, Test Report No. **Q7273.01-801-18 R0**, dated 03/05/24, signed and sealed by Tyler Westerling, P.E.
2. Test reports on: 1) Uniform Static Air Pressure Test, Loading per FBC TAS 202-94  
2) Large Missile Impact Test per FBC, TAS 201-94  
3) Cyclic Wind Pressure Loading per FBC, TAS 203-94  
along with marked-up drawings and installation diagram of Series/Model 36" x 36" GR, aluminum roof vent, prepared by Intertek, Test Report No. **Q7273.02-801-18 R0**, dated 03/05/24, signed and sealed by Tyler Westerling, P.E.

**C. CALCULATIONS**

1. None.

**D. QUALITY ASSURANCE**

1. Miami-Dade Department of Regulatory and Economic Resources (RER)

**E. MATERIAL CERTIFICATIONS**


1. None.

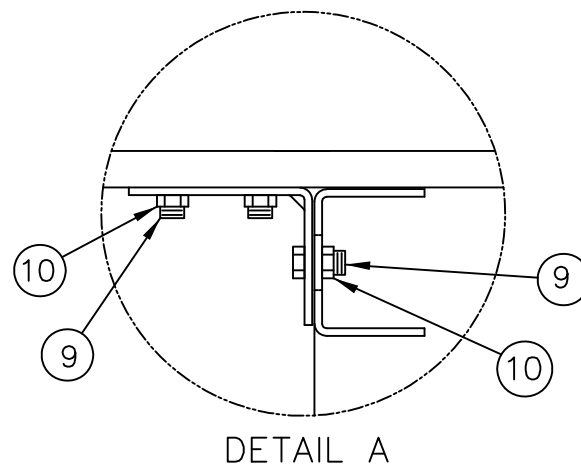
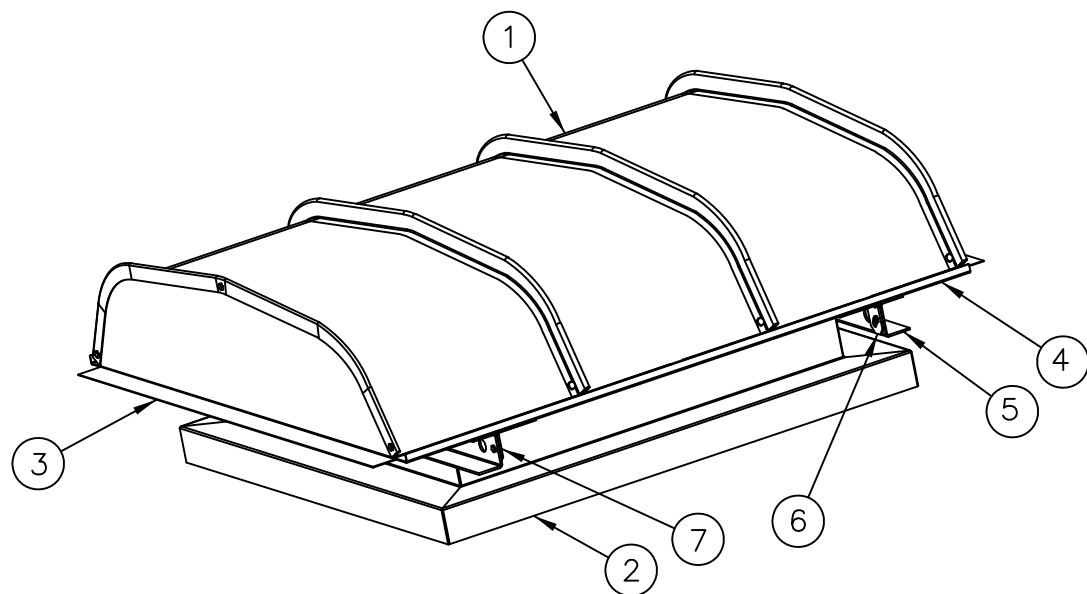
**F. STATEMENTS**

1. None.

**G. OTHERS**

1. Notice of Acceptance No. **23-0821.03**, issued to Loren Cook Company for their Series GR Steel and Aluminum Rooftop Gravity Vent, approved on 12/28/23 and expiring on 11/13/24.

  
\_\_\_\_\_  
Manuel Pérez, P.E.  
Product Control Examiner  
NOA No. 24-0912.02  
Expiration Date: November 13, 2029  
Approval Date: October 10, 2024



NOTES:

DESIGN PRESSURE:

+/-130PSF - GALVANIZED STEEL CONSTRUCTION

+/- 60PSF - ALUMINUM CONSTRUCTION

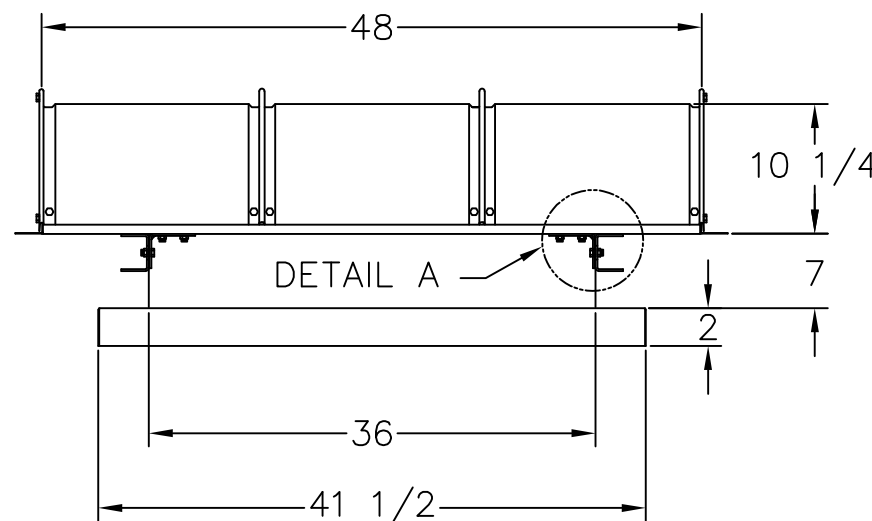
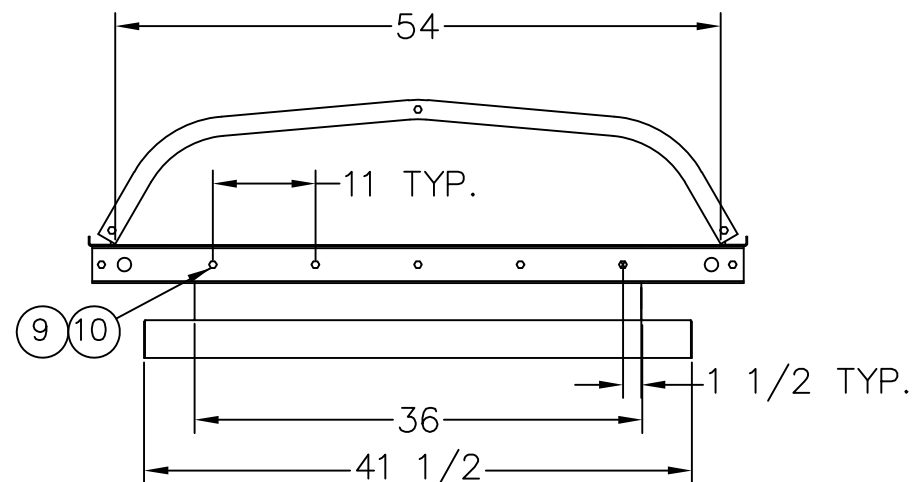
IMPACT RATING: LARGE MISSILE IMPACT RESISTANT  
ALL DIMENSIONS IN INCHES

UNIT SIZE DETERMINED BY INSIDE THROAT DIMENSION  
SIZE 36X36 SHOWN

UNIT SIZE NOT TO EXCEED 36X36

UNIT SIZES SMALLER THAN 36X36 ARE ACCEPTABLE

MINIMUM UNIT SIZE IS 12X12




ITEM	QTY	DWG NO.	MATERIAL SPEC.	DESCRIPTION
11	AR	-	1/2 x 1/2 GALV. ST.	BIRDSCREEN MESH-.038 WIRE
10	20	-	5/16-18 STEEL	FLANGE NUT-ZINC COATED
9	20	-	5/16-18 X 3/4 ST,	HWH BOLT-ZINC COATED
8	24	-	1/4 X 3/4 STEEL	HWH SELF-DRILL SCREW
7	2	SHEET6	-	GI/GR MOUNTING BRACKET LEFT
6	2	SHEET6	-	GI/GR MOUNTING BRACKET RIGHT
5	2	SHEET4	-	MOUNTING CHANNEL
4	2	SHEET4	-	SECTION RAIL
3	2	SHEET4	-	HOOD END PANEL
2	1	SHEET5	-	BASE WELDMENT
1	4	SHEET3	-	HOOD PANEL

**PRODUCT REVISED**  
As complying with the Florida Building Code  
NOA-No. **24-0912.02**  
Expiration Date: **11/13/2029**  
By: *Manuel Perez*  
Miami-Dade Product Control

**PRODUCT REVISED**  
as complying with the Florida Building Code  
NOA-No. **23-0821.03**  
Expiration Date **11/13/2024**  
By: *[Signature]*  
Miami-Dade Product Control

JERRY TRAVIS MILLER-ENGINEER  
FLORIDA LICENSE #89925  
FLORIDA STATE CERTIFICATE  
OF AUTHORITY #RY34386

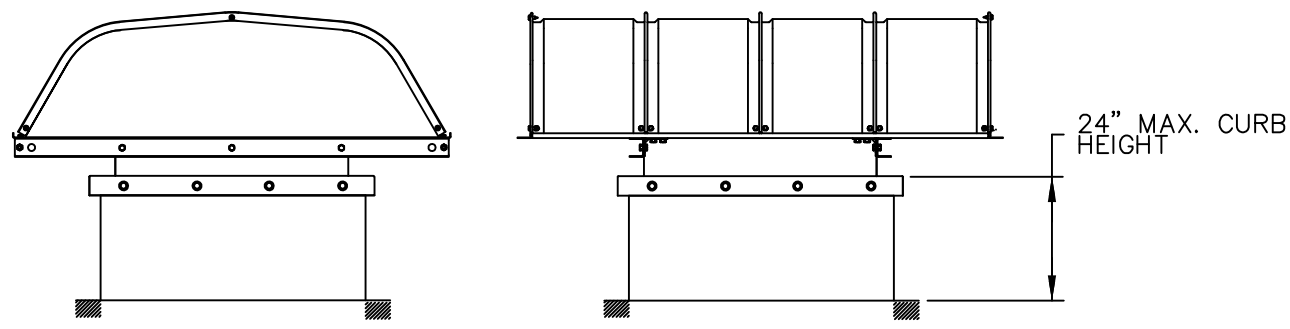


MAT'L	-	
DRAWN	JMD	09/03/13
DESIGNER	BFS	SHEET 1 OF 6
DO NOT SCALE DRAWING		
TOLERANCES UNLESS OTHERWISE NOTED		
DECIMAL	FRACTIONAL	
.XX=±.063"	≤12"=±1/16"	
.XXX=±.010"	>12" THRU 96"=±1/8"	
.XXXX=±.001"	>96" THRU 144"=±1/4"	
ANGULAR	>144"=±3/8"	
±2'	(NC)=NO INSPECTION REQ'D	

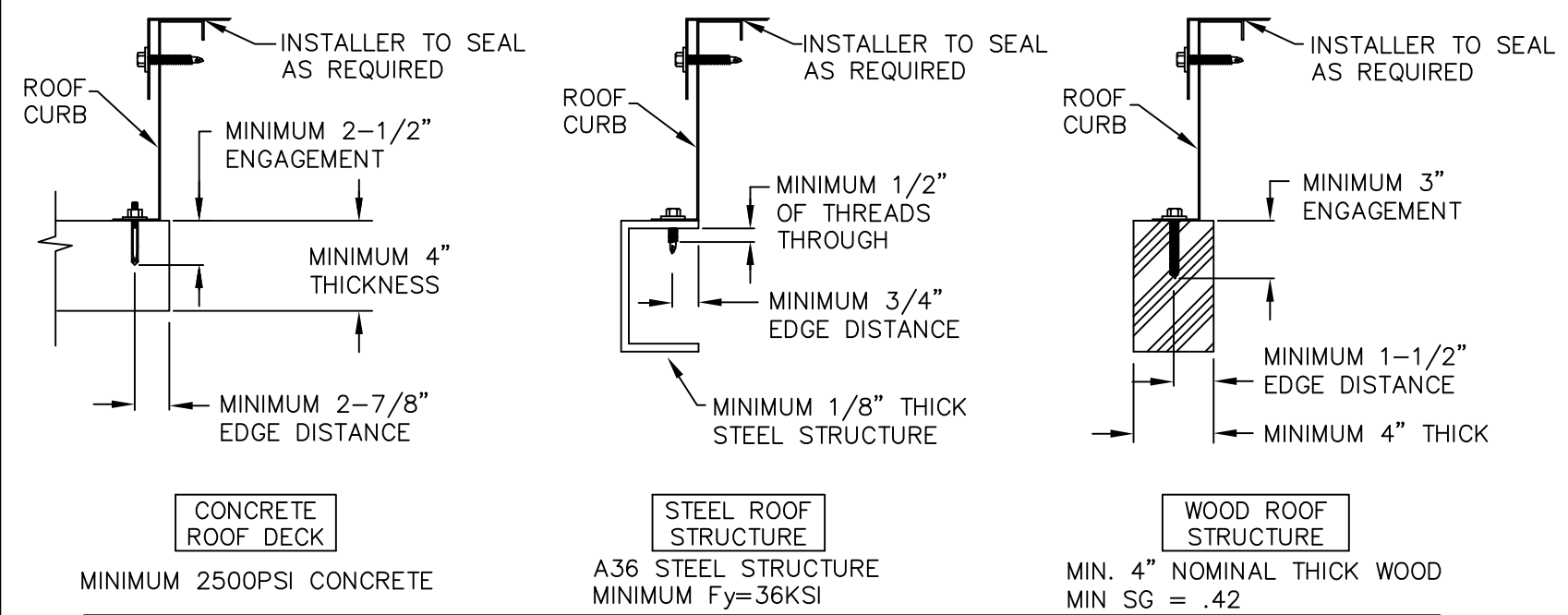


GR GRAVITY VENTILATOR  
HURRICANE RATED  
ALUMINUM AND STEEL

SIZE	DRAWING NO.	REV.
B	SD080717-14	B



ATTACHMENT OF CURB TO ROOF STRUCTURE



NOTES:

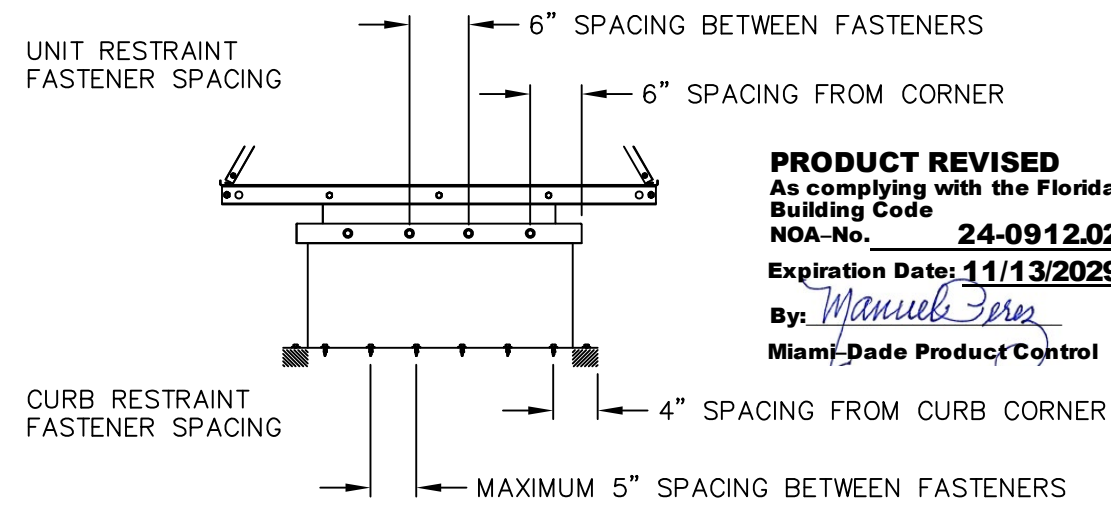
- 1) GR GRAVITY VENTILATOR AS REFERRED TO HEREIN REFERS TO ALL LOREN COOK MODEL GR GRAVITY VENTILATORS IN SIZES DEFINED BY THE INSIDE THROAT DIMENSIONS UP TO SIZE 36 X 36. THE EXTERIOR HOUSING AND COMPONENTS MAY BE CONSTRUCTED OF EITHER GALVANIZED STEEL OR ALUMINUM WITH THE PRESSURE RATINGS DEFINED ON SHEET #1.
- 2) THIS APPROVAL IS FOR THE STRUCTURAL CAPACITY OF THE EXTERIOR HOUSING ONLY, IT DOES NOT INCLUDE ANY INTERIOR MECHANISM OR ELECTRICAL PART.
- 3) THIS PRODUCT HAS NOT BEEN TESTED FOR WATER PENETRATION ACCORDING TO FLORIDA BUILDING CODE, TAS 100(A), WIND DRIVEN RAIN TEST. IT CANNOT BE INSTALLED WITHIN THE RIDGE AREA (FBC 1523.6.5.2.13)
- 4) UNIT IS TO INCLUDE A CURB CAP BASE TO FACILITATE MOUNTING OF THE UNIT TO A CURB. THE CURB WILL BE ADEQUATELY ATTACHED TO THE BUILDING STRUCTURE TO SUSTAIN ALL FORCES WHICH MAY BE PRODUCED BY THE PRESCRIBED ENVIROMENTAL FORCES EXERTED ON THE FAN AND CURB. THE CURB MUST BE ATTACHED TO A STRUCTURAL MEMBER OF THE BUILDING.

**CONCRETE DECK:** CURB IS TO BE ATTACHED WITH WEDGE TYPE CONCRETE ANCHOR – MINIMUM 3/8" DIAMETER CARBON STEEL – HILTI KWIK BOLT 3 OR EQUAL. MINIMUM 2-1/2" OF ENGAGEMENT IN 2000 PSI MINIMUM CONCRETE. MINIMUM DECK THICKNESS IS 4". ANCHORS ARE TO BE INSTALLED 4" FROM EACH CORNER AND SPACED 5" THEREAFTER.

**STEEL ROOF STRUCTURE:** CURB IS TO BE ATTACHED WITH SELF-DRILLING STEEL SCREWS OF MINIMUM NOMINAL SIZE OF 1/4" DIAMETER AND SCREWS SHALL PASS THROUGH STEEL AT LEAST 1/2". THE SCREWS SHALL BE INSTALLED 4" FROM EACH CORNER AND 5" THEREAFTER.

**WOOD ROOF STRUCTURE:** CURB IS TO BE ATTACHED WITH STEEL LAG BOLTS NOMINAL SIZE OF 3/8" DIAMETER. WOOD IS TO BE 4" NOMINAL SIZE OR GREATER. THE BOLTS SHALL HAVE A MINIMUM OF 3" OF THREAD ENGAGEMENT. BOLTS SHALL BE INSTALLED 4" FROM EACH CORNER AND 5" THEREAFTER.


- 5) THE CURB SHALL BE CONSTRUCTED OF 3003H-14 ALUMINUM OR G-90 GALVANIZED STEEL OR STAINLESS STEEL. THE CURB MATERIAL THICKNESS SHALL BE 18 GA (.0470") OR GREATER. THE CURB HEIGHT SHALL NOT EXCEED 24".
- 6) THE GR GRAVITY VENTILATOR SHALL BE ATTACHED TO THE CURB WITH ONE OF THE FOLLOWING METHODS INSTALLED ON ALL FOUR SIDES OF THE CURB CAP. THE FASTENERS SHALL BE 6" FROM EACH CORNER OF THE FAN BASE AND SPACED NO GREATER THAN 6" THEREAFTER.
  - A) #12 X 2" HEX WASHER HEAD SELF-DRILLING SCREW
  - B) ALTERNATE FASTENER – .25" HEX HEAD BOLT AND WASHER WITH COMPANION NUT INSTALLED ON THE INTERIOR OF THE CURB.
- 7) ALL FASTENERS ARE TO BE HIGH QUALITY CORROSION RESISTANT STEEL OR STAINLESS STEEL.
- 8) ANY GAP BETWEEN THE CURB AND CURB CAP SHALL BE FILLED BY THE INSTALLING CONTRACTOR WITH A SUITABLE CORROSION RESISTANT MATERIAL THAT ALLOWS THE FASTENERS TO BE INSTALLED WITHOUT CAUSING EXCESSIVE DISTORTION OF THE UNIT FLANGES.
- 9) THE INSTALLER IS RESPONSIBLE FOR CHECKING THAT ALL FASTENERS ARE PROPERLY INSTALLED AND ALL ACCESS PANELS ARE IN PLACE BEFORE PUTTING THE UNIT INTO SERVICE.
- 10) ALL FASTENERS AND ACCESS PANELS MUST BE PROPERLY INSTALLED AFTER MAINTENANCE OPERATIONS FOR UNIT TO MAINTAIN CODE COMPLIANCE.



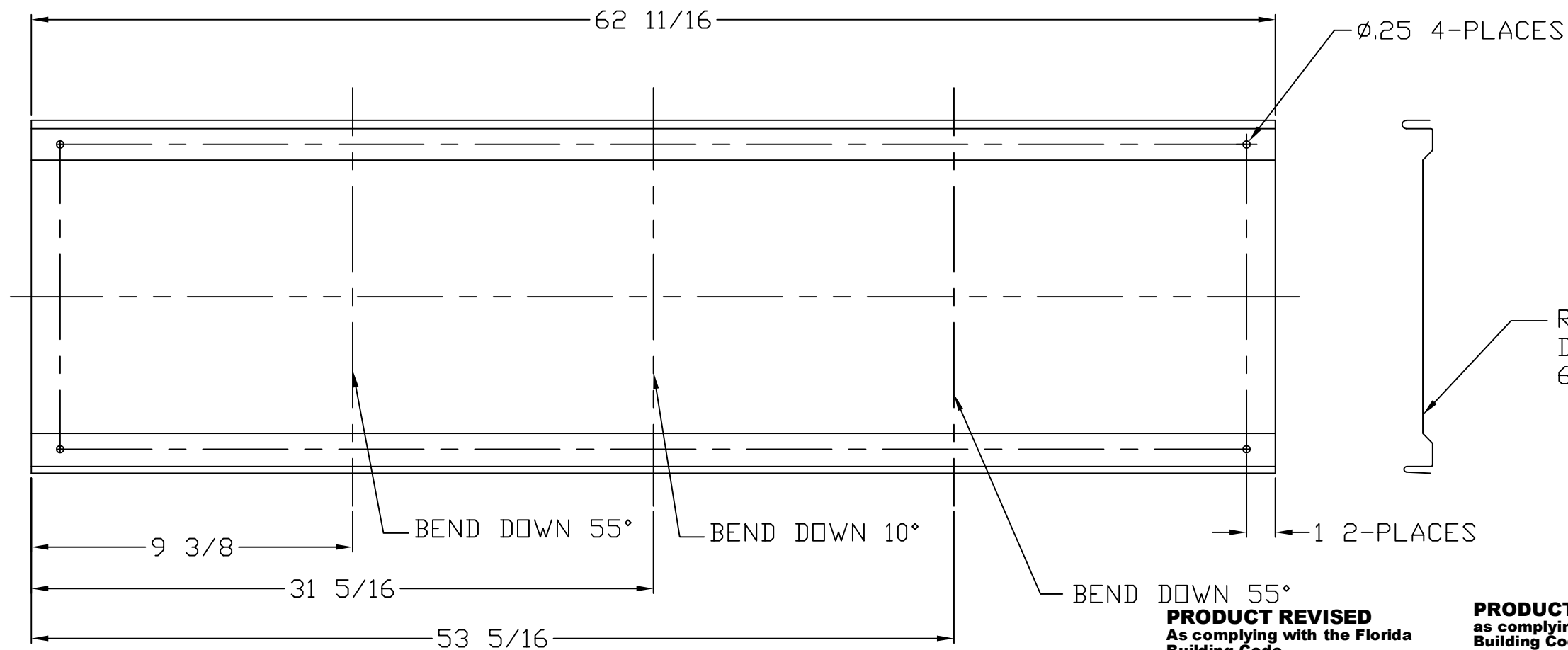
**PRODUCT REVISED**  
 as complying with the Florida Building Code  
 NOA-No. **24-0912.02**  
 Expiration Date: **11/13/2029**  
 By: *Manuel Perez*  
 Miami-Dade Product Control



**PRODUCT REVISED**  
 as complying with the Florida Building Code  
 NOA-No. **23-0821.03**  
 Expiration Date **11/13/2024**  
 By: *R. Torres*  
 Miami-Dade Product Control

MAT'L	-		 <b>LOREN COOK CO.</b> MANUFACTURERS OF AIR MOVING EQUIPMENT SPRINGFIELD, MISSOURI
DRAWN	JMD	09/03/13	
DESIGNER	BFS	SHEET 2 OF 6	
DO NOT SCALE DRAWING TOLERANCES UNLESS OTHERWISE NOTED			
DECIMAL		FRACTIONAL	
.XX=±.063"		≤12"=±1/16"	
.XXX=±.010"		>12" THRU 96"=±1/8"	
.XXX=±.001"		>96" THRU 144"=±1/4"	
ANGULAR		>144"=±3/8"	
±2'		(NC)=NO INSPECTION REQ'D	
SIZE	DRAWING NO.		REV.
B	SD080717-14		B

GR GRAVITY VENTILATOR  
 HURRICANE RATED  
 ALUMINUM AND STEEL




ITEM 1  
HOOD PANEL

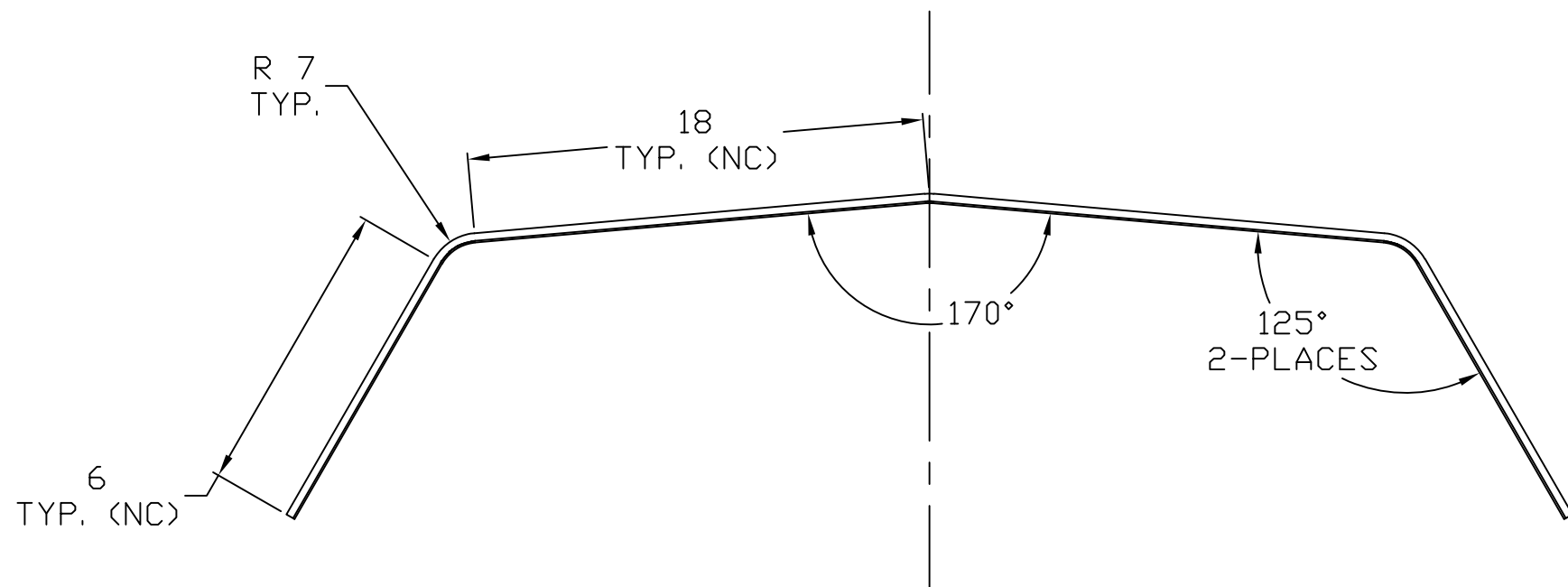
**PRODUCT REVISED**  
As complying with the Florida  
Building Code  
NOA-No. **24-0912.02**  
Expiration Date: **11/13/2029**  
By: *Manuel Perez*  
Miami-Dade Product Control

**PRODUCT REVISED**  
as complying with the Florida  
Building Code  
NOA-No. 23-0821.03  
Expiration Date 11/13/2024  
By: *JT*  
Miami-Dade Product Control

JERRY TRAVIS MILLER- ENGINEER  
FLORIDA LICENSE #89925  
FLORIDA STATE CERTIFICATE  
OF AUTHORITY #RY34386



NOTES:  
4 HOOD PANEL REQUIRED PER UNIT  
MATERIAL: 20 GA. G-90 GALVANIZED STEEL  
ALTERNATE CONSTRUCTION: .040 3003-H14 ALUMINUM



HOOD PANEL SIDE VIEW

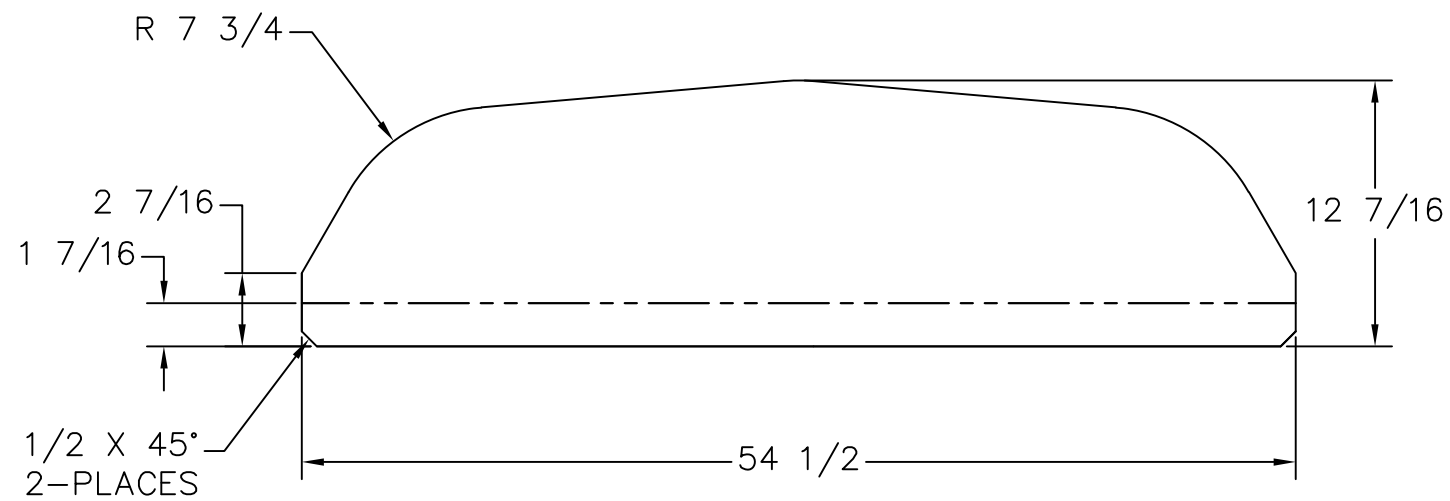
MAT'L	SEE NOTES	
DRAWN	JMD	09/03/13
DESIGNER	BFS	SHEET 3 OF 6
DO NOT SCALE DRAWING TOLERANCES UNLESS OTHERWISE NOTED		
DECIMAL	FRACTIONAL	
.XX=±.063"	≤12"=±1/16"	
.XXX=±.010"	>12" THRU 96"=±1/8"	
.XXX=±.001"	>96" THRU 144"=±1/4"	
ANGULAR	>144"=±3/8"	
±2°	(NC)=NO INSPECTION REQ'D	



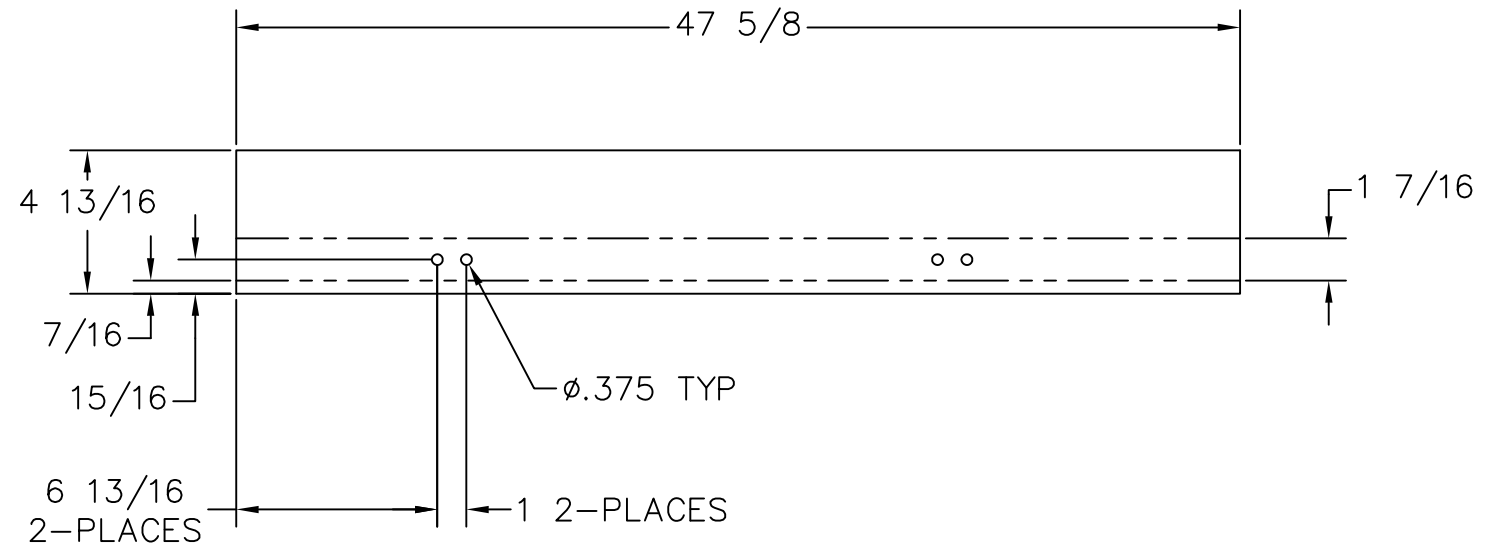
**LOREN COOK CO.**  
MANUFACTURERS OF AIR MOVING EQUIPMENT  
SPRINGFIELD, MISSOURI

GR GRAVITY VENTILATOR  
HURRICANE RATED  
ALUMINUM AND STEEL

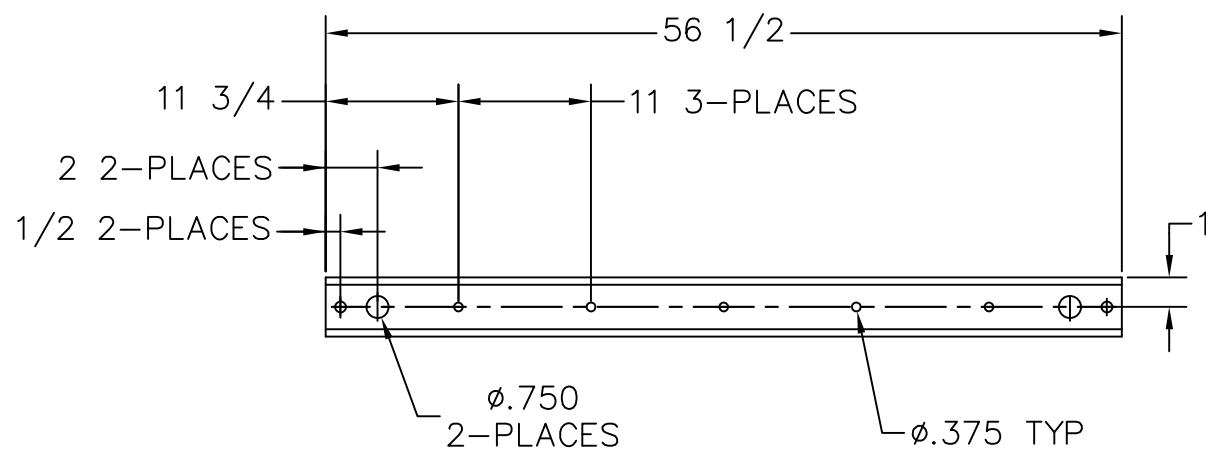
SIZE	DRAWING NO.	REV.
B	SD080717-14	B



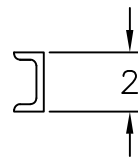
ITEM 1  
HOOD END PANEL



ITEM 2  
SECTION RAIL




ITEM 3  
MOUNTING CHANNEL




**PRODUCT REVISED**  
As complying with the Florida  
Building Code  
NOA-No. **24-0912.02**  
Expiration Date: **11/13/2029**  
By: *Manuel Perez*  
Miami-Dade Product Control

**PRODUCT REVISED**  
as complying with the Florida  
Building Code  
NOA-No. **23-0821.03**  
Expiration Date **11/13/2024**  
By: *[Signature]*  
Miami-Dade Product Control

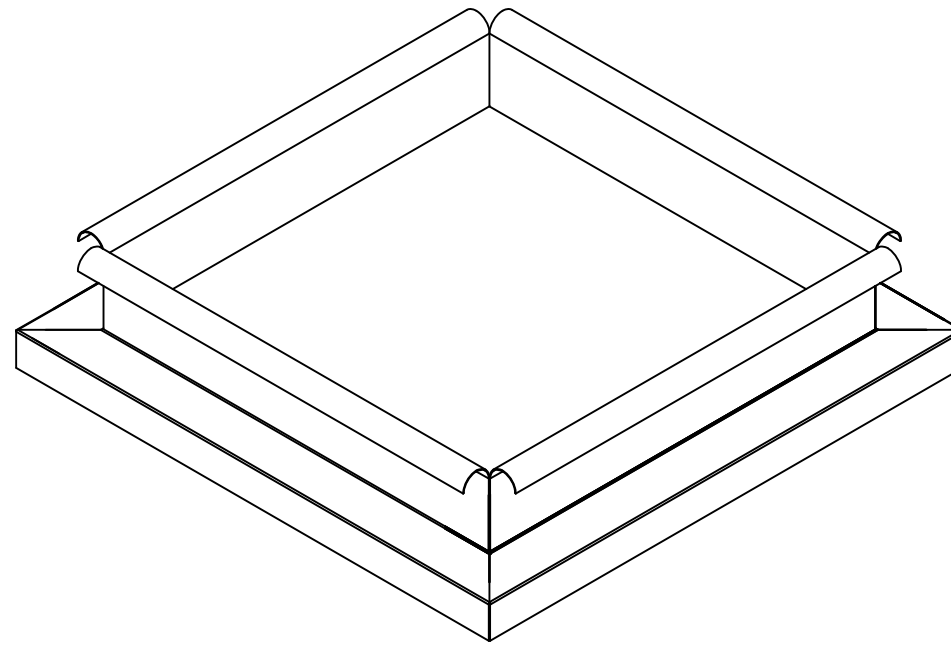
JERRY TRAVIS MILLER- ENGINEER  
FLORIDA LICENSE #89925  
FLORIDA STATE CERTIFICATE  
OF AUTHORITY #RY34386



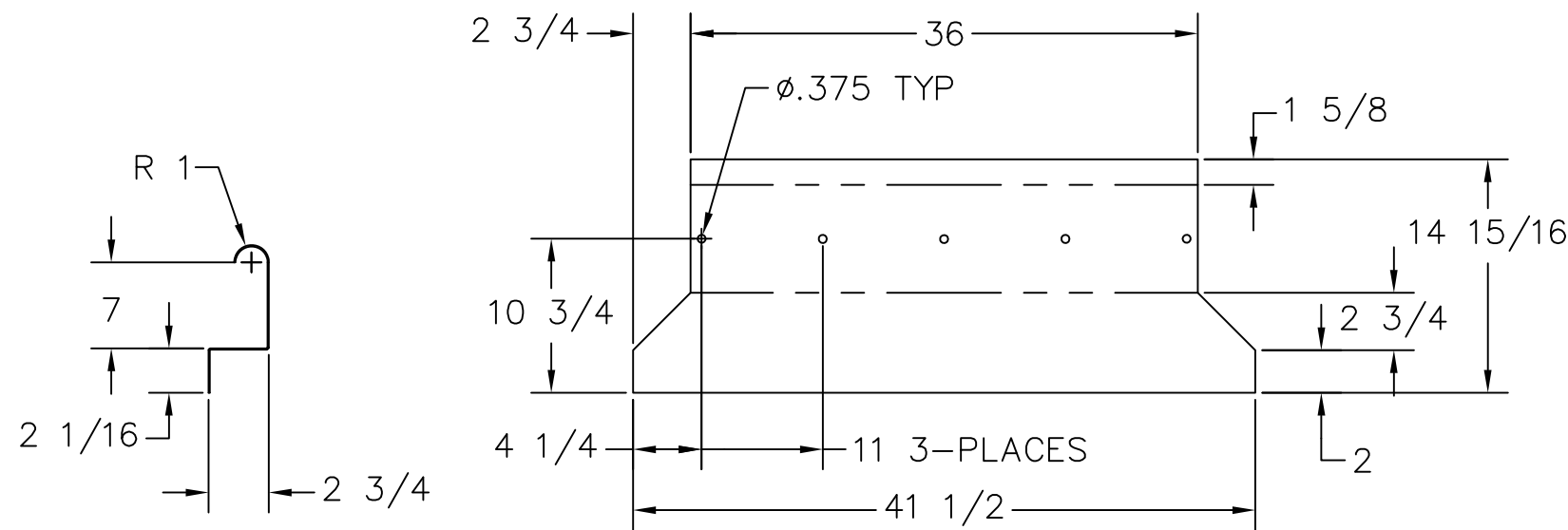
NOTES:  
2 HOOD END PANELS REQUIRED PER UNIT – 18 GA. GALV STEEL/.063 ALUM  
2 SECTION RAILS REQUIRED PER UNIT – 16 GA. GALV STEEL/.100 ALUM  
2 MOUNTING CHANNELS REQUIRED PER UNIT – 12 GA. GALV STEEL/2 X .130 ALUM  
MATERIAL: G-90 GALVANIZED STEEL  
ALTERNATE MATERIAL: 3003 H-14 ALUMINUM

MAT'L	SEE NOTES		 <b>LOREN COOK CO.</b> MANUFACTURERS OF AIR MOVING EQUIPMENT SPRINGFIELD, MISSOURI	
DRAWN	JMD	09/03/13		
DESIGNER	BFS	SHEET 4 OF 6		
DO NOT SCALE DRAWING TOLERANCES UNLESS OTHERWISE NOTED			GR GRAVITY VENTILATOR HURRICANE RATED ALUMINUM AND STEEL	
DECIMAL .XX=±.063" .XXX=±.010" .XXXX=±.001"	FRACTIONAL ≤12"=±1/16" >12" THRU 96"=±1/8" >96" THRU 144"=±1/4" >144"=±3/8"	SIZE		DRAWING NO.
ANGULAR ±2°	(NC)=NO INSPECTION REQ'D	B	SD080717-14	REV. B





BASE WELDMENT



ITEM 1  
BASE WIDTH SIDE PANEL  
8PUNCH HOLES IN TWO PARTS ONLY

NOTES:  
MATERIAL: 16 GA. G-90 GALVANIZE STEEL  
ALTERNATE MATERIAL: .080 3003 H-14 ALUMINUM


JERRY TRAVIS MILLER- ENGINEER  
FLORIDA LICENSE #89925  
FLORIDA STATE CERTIFICATE  
OF AUTHORITY #RY34386



**PRODUCT REVISED**  
As complying with the Florida  
Building Code  
NOA-No. **24-0912.02**  
Expiration Date: **11/13/2029**  
By: *Manuel Perez*  
Miami-Dade Product Control

**PRODUCT REVISED**  
as complying with the Florida  
Building Code  
NOA-No. **23-0821.03**  
Expiration Date **11/13/2024**  
By: *[Signature]*  
Miami-Dade Product Control

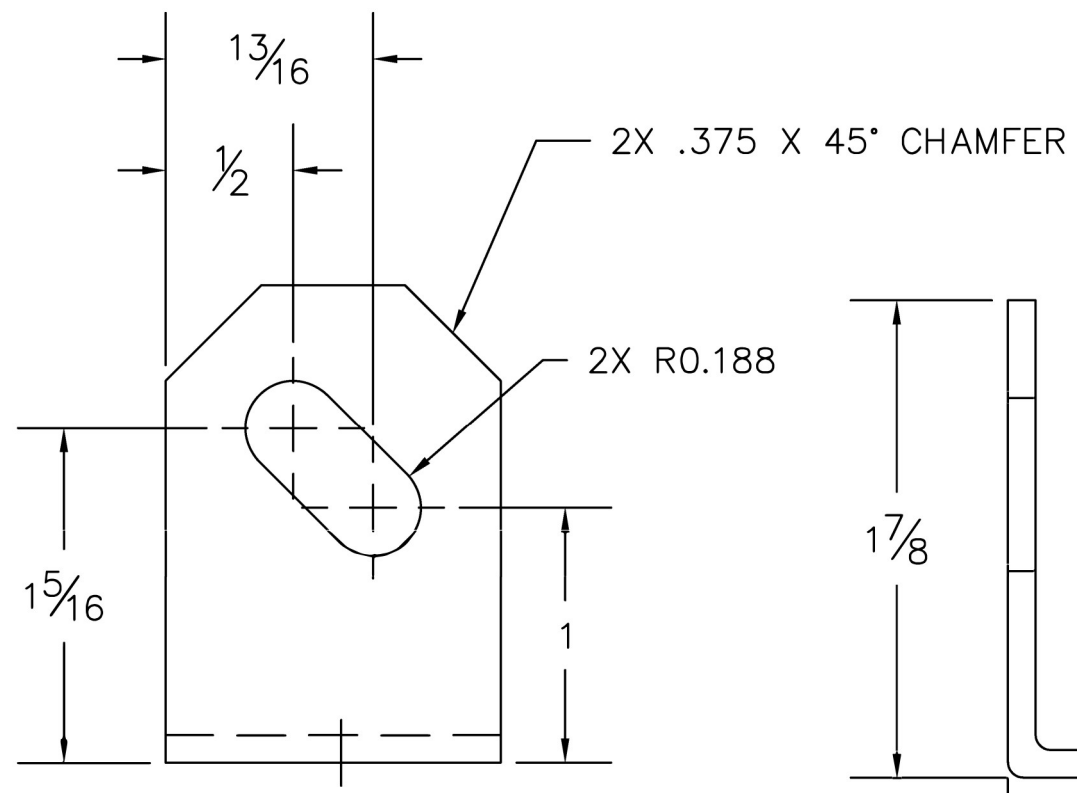
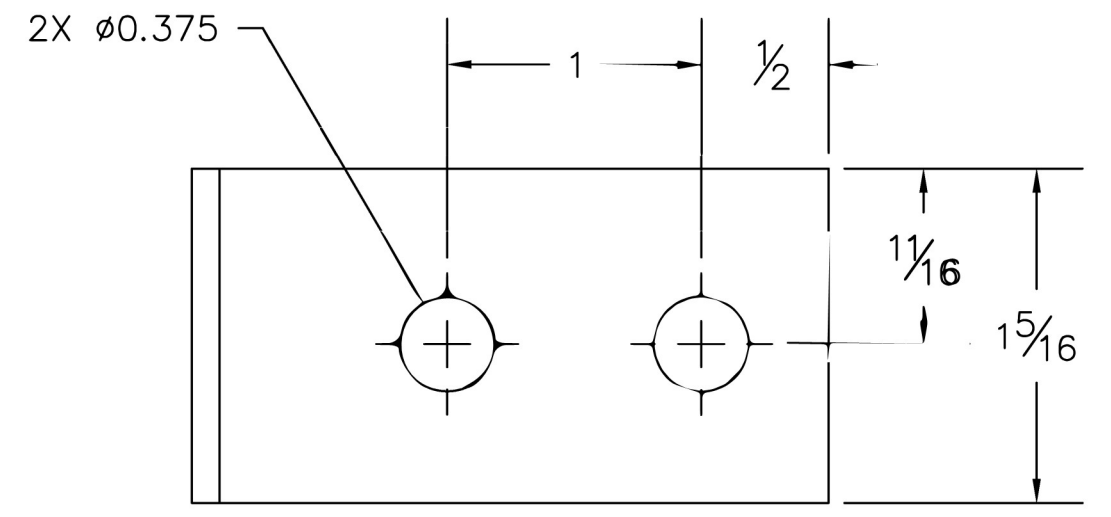
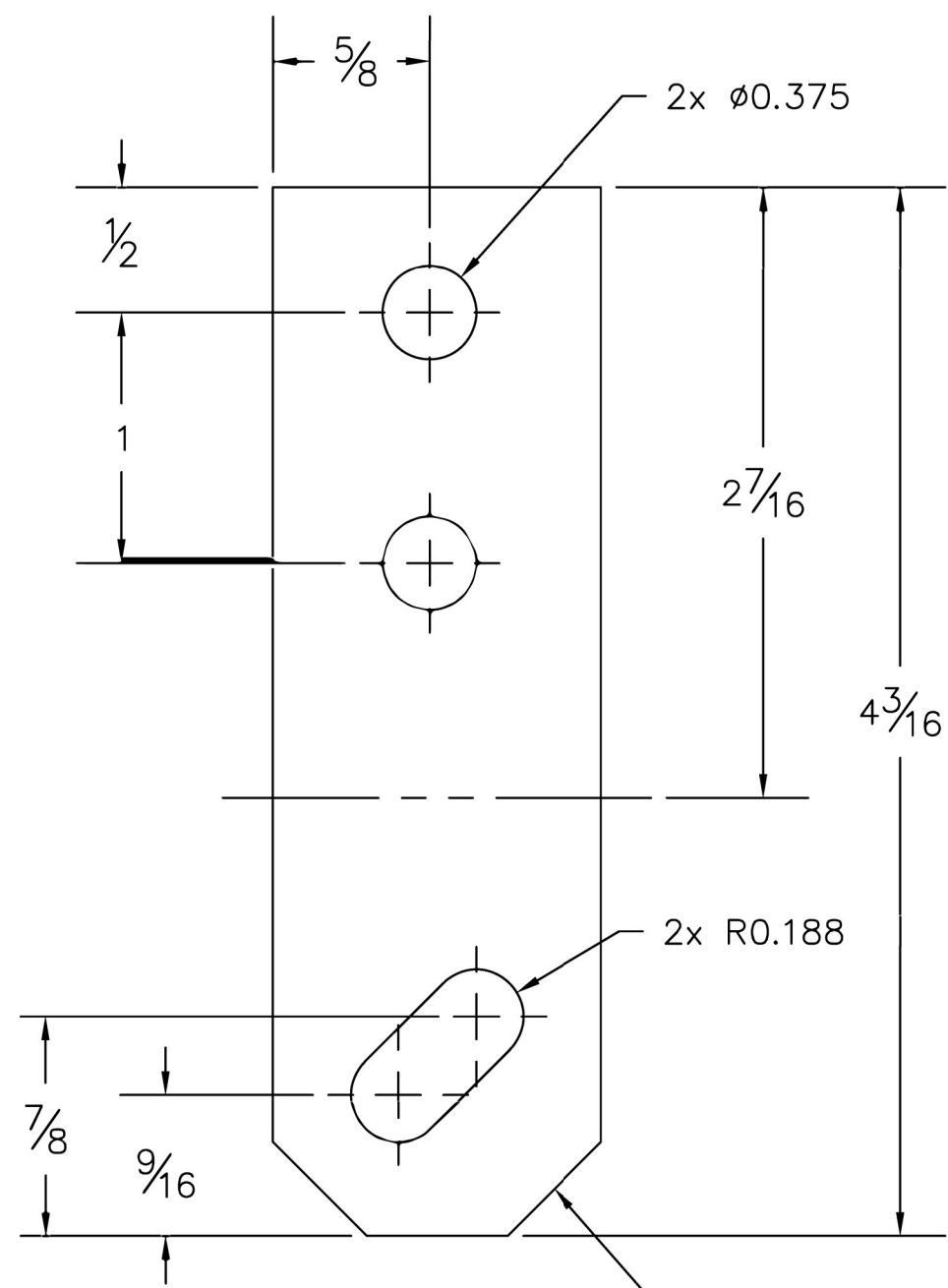
MAT'L	SEE NOTES	
DRAWN	JMD	09/03/13
DESIGNER	BFS	SHEET 5 OF 6
DO NOT SCALE DRAWING		
TOLERANCES UNLESS OTHERWISE NOTED		
DECIMAL	FRACTIONAL	
.XX=±.063"	≤12"=±1/16"	
.XXX=±.010"	>12" THRU 96"=±1/8"	
.XXXX=±.001"	>96" THRU 144"=±1/4"	
	>144"=±3/8"	
ANGULAR	(NC)=NO INSPECTION REQ'D	
±2'		



**LOREN COOK CO.**  
MANUFACTURERS OF AIR MOVING EQUIPMENT  
SPRINGFIELD, MISSOURI

GR GRAVITY VENTILATOR  
HURRICANE RATED  
ALUMINUM AND STEEL


SIZE	DRAWING NO.	REV.
B	SD080717-14	B



2X .375 X 45° CHAMFER


**PRODUCT REVISED**  
 As complying with the Florida Building Code  
 NOA-No. **24-0912.02**  
 Expiration Date: **11/13/2029**  
 By: *Manuel Perez*  
 Miami-Dade Product Control

JERRY TRAVIS MILLER- ENGINEER  
 FLORIDA LICENSE #89925  
 FLORIDA STATE CERTIFICATE  
 OF AUTHORITY #RY34386



**PRODUCT REVISED**  
 as complying with the Florida Building Code  
 NOA-No. **23-0821.03**  
 Expiration Date **11/13/2024**  
 By: *RH*  
 Miami-Dade Product Control

NOTES:  
 4 MOUNTING BRACKETS REQUIRED PER UNIT.  
 2 - LEFT BRACKETS FORMED AS SHOWN.  
 2 - RIGHT BRACKETS FORMED OPPOSITE.

MAT'L	12 GA G-90 GALV.		 <b>LOREN COOK CO.</b> MANUFACTURERS OF AIR MOVING EQUIPMENT SPRINGFIELD, MISSOURI		
DRAWN	JMD	09/03/13			
DESIGNER	BFS	SHEET 6 OF 6			
DO NOT SCALE DRAWING TOLERANCES UNLESS OTHERWISE NOTED			<b>GR GRAVITY VENTILATOR</b> <b>HURRICANE RATED</b> <b>ALUMINUM AND STEEL</b>		
DECIMAL	FRACTIONAL				
.XX=±.063"	≤12"=±1/16"		SIZE	DRAWING NO.	REV.
.XXX=±.010"	>12" THRU 96"=±1/8"		B	SD080717-14	B
.XXX=±.001"	>96" THRU 144"=±1/4"				
ANGULAR	>144"=±3/8"				
±2'	(NC)=NO INSPECTION REQ'D				