



MIAMI-DADE COUNTY
 PRODUCT CONTROL SECTION
 11805 SW 26 Street, Room 208
 Miami, Florida 33175-2474
 T (786) 315-2590 F (786) 315-2599
www.miamidade.gov/economy

DEPARTMENT OF REGULATORY AND ECONOMIC RESOURCES (RER)
 BOARD AND CODE ADMINISTRATION DIVISION
NOTICE OF ACCEPTANCE (NOA)

Aire Technologies, Inc.
1502 Industrial Drive
Monongahela, PA 15063

SCOPE:

This NOA is being issued under the applicable rules and regulations governing the use of construction materials. The documentation submitted has been reviewed and accepted by Miami-Dade County RER-Product Control Section to be used in Miami Dade County and other areas where allowed by the Authority Having Jurisdiction (AHJ).

This NOA shall not be valid after the expiration date stated below. The Miami-Dade County Product Control Section (In Miami Dade County) and/or the AHJ (in areas other than Miami Dade County) reserve the right to have this product or material tested for quality assurance purposes. If this product or material fails to perform in the accepted manner, the manufacturer will incur the expense of such testing and the AHJ may immediately revoke, modify, or suspend the use of such product or material within their jurisdiction. RER reserves the right to revoke this acceptance, if it is determined by Miami-Dade County Product Control Section that this product or material fails to meet the requirements of the applicable building code.

This product is approved as described herein, and has been designed to comply with the Florida Building Code, including the High Velocity Hurricane Zone.

DESCRIPTION: Model DC-AGV Aluminum Gravity Ventilator

APPROVAL DOCUMENT: Drawing No. **08-00719 Rev D**, titled "DC-AGV Aluminum Gravity Ventilator", sheets 1 through 11 of 11, dated 04/03/2009 and last revised on 10/09/24, prepared by the manufacturer, signed and sealed by Luis R. Lomas, P.E., bearing the Miami-Dade County Product Control Renewal stamp with the Notice of Acceptance number and expiration date by the Miami-Dade County Product Control Section.

MISSILE IMPACT RATING: Large and Small Missile Impact Resistant

LABELING: Each unit shall bear a permanent label with the manufacturer's name or logo, city, state, model/series, and following statement: "Miami-Dade County Product Control Approved", unless otherwise noted herein.

RENEWAL of this NOA shall be considered after a renewal application has been filed and there has been no change in the applicable building code negatively affecting the performance of this product.

TERMINATION of this NOA will occur after the expiration date or if there has been a revision or change in the materials, use, and/or manufacture of the product or process. Misuse of this NOA as an endorsement of any product, for sales, advertising or any other purposes shall automatically terminate this NOA. Failure to comply with any section of this NOA shall be cause for termination and removal of NOA.

ADVERTISEMENT: The NOA number preceded by the words Miami-Dade County, Florida, and followed by the expiration date may be displayed in advertising literature. If any portion of the NOA is displayed, then it shall be done in its entirety.

INSPECTION: A copy of this entire NOA shall be provided to the user by the manufacturer or its distributors and shall be available for inspection at the job site at the request of the Building Official.

This NOA **renews NOA # 21-0510.10** and consists of this page 1 and evidence pages E-1, E-2, E-3 and E-4, as well as approval document mentioned above.

The submitted documentation was reviewed by **Ishaq I. Chanda, P.E.**

Ishaq I. Chanda



NOA No. 24-1008.02
 Expiration Date: October 7, 2029
 Approval Date: October 17, 2024
 Page 1

NOTICE OF ACCEPTANCE: EVIDENCE SUBMITTED

1. Evidence submitted under previous NOA's

A. DRAWINGS “Submitted under NOA # 09-0610.11”

1. Drawing No. **08-00719**, titled “DC-AGV Aluminum Gravity Ventilator”, Sheets 1 through 10 of 10, dated 04/03/2009, with revision A dated 08/19/2009, prepared by the manufacturer, signed and sealed by Luis R. Lomas, P.E.

B. TESTS “Submitted under NOA # 09-0610.11”

1. Test report on 1) Uniform Static Air Pressure Test per FBC, TAS 202-94
2) Large Missile Impact Test per FBC, TAS 201-94,
3) Cyclic Wind Pressure Test per FBC, TAS 203-94,
along with marked-up drawings and installation diagram of Model DC-AGV Aluminum Gravity Ventilator, prepared by National Certified Testing Laboratories, Test Report No. **210-3583-1**, dated 02/18/2009, signed and sealed by Gerard J. Ferrara, P.E.

C. CALCULATIONS “Submitted under NOA # 09-0610.11”

1. Anchor verification calculations, dated 06/12/2009, prepared, signed and sealed by Luis R. Lomas, P.E.

D. QUALITY ASSURANCE

1. Miami-Dade Department of Regulatory and Economic Resources (RER)

E. MATERIAL CERTIFICATIONS

1. None.

F. STATEMENTS “Submitted under NOA # 12-0208.08”

1. Statement letter of code conformance to 2010 FBC and no financial interest, issued by L. Roberto Lomas, dated 01/24/2012, signed and sealed by Luis R. Lomas, P.E.

Ishaq I. Chanda

Ishaq I. Chanda, P.E.
Product Control Unit Supervisor
NOA No. 24-108.02
Expiration Date: October 7, 2029
Approval Date: October 17, 2024

NOTICE OF ACCEPTANCE: EVIDENCE SUBMITTED

2. Evidence submitted under NOA # 18-0828.02

A. DRAWINGS

1. Drawing No. **08-00719**, titled “DC-AGV Aluminum Gravity Ventilator”, sheets 1 through 11 of 11, dated 04/03/2009, with revision B dated 08/01/2018, prepared by the manufacturer, signed and sealed by Luis R. Lomas, P.E.

B. TESTS

1. None.

C. CALCULATIONS”

1. Anchor verification calculations dated 08/01/2018, prepared, signed and sealed by Luis R. Lomas, P.E.

D. QUALITY ASSURANCE

1. Miami-Dade Department of Regulatory and Economic Resources (RER)

E. MATERIAL CERTIFICATIONS

1. None.

F. STATEMENTS

1. Statement letter of code conformance to the 6th edition (2017) FBC and of no financial interest, dated 08/01/2018, signed and sealed by Luis R. Lomas, P.E.
2. Bill of sales dated 07/13/2018.

Ishaq I. Chanda

Ishaq I. Chanda, P.E.
Product Control Examiner
NOA No. 24-1008.02
Expiration Date: October 7, 2029
Approval Date: October 17, 2024

NOTICE OF ACCEPTANCE: EVIDENCE SUBMITTED

3. Evidence submitted under previous approval

A. DRAWINGS

1. Drawing No. **08-00719 Rev C**, titled “DC-AGV Aluminum Gravity Ventilator”, sheets 1 through 11 of 11, dated 04/03/2009 and last revised on 04/26/21, prepared by the manufacturer, signed and sealed by Luis R. Lomas, P.E.

B. TESTS

1. None.

C. CALCULATIONS”

1. Anchor verification calculations dated 04/27/2021, prepared, signed and sealed by Luis R. Lomas, P.E.

D. QUALITY ASSURANCE

1. Miami-Dade Department of Regulatory and Economic Resources (RER)

E. MATERIAL CERTIFICATIONS

1. None.

F. STATEMENTS

1. Statement letter of code conformance to the 7th edition (2020) FBC, dated 04/26/2021, issued, signed and sealed by Luis R. Lomas, P.E.

G. OTHER

1. This NOA revises NOA # **19-0213.06**, expiring 10/07/2024.

Ishaq I. Chanda

Ishaq I. Chanda, P.E.
Product Control Examiner
NOA No. 24-1008.02
Expiration Date: October 7, 2029
Approval Date: October 17, 2024

NOTICE OF ACCEPTANCE: EVIDENCE SUBMITTED

4. New Evidence submitted

A. DRAWINGS

1. Drawing No. **08-00719 Rev D**, titled “DC-AGV Aluminum Gravity Ventilator”, sheets 1 through 11 of 11, dated 04/03/2009 and last revised on 10/09/24, prepared by the manufacturer, signed and sealed by Luis R. Lomas, P.E.

Note: This is renewal without any change, except FBC 2023 update note.

B. TESTS

1. None.

C. CALCULATIONS”

1. None.

D. QUALITY ASSURANCE

1. Miami-Dade Department of Regulatory and Economic Resources (RER)

E. MATERIAL CERTIFICATIONS

1. None.

F. STATEMENTS

1. Statement letter dated 09/10/2024 of code conformance to the 8th edition (2023) FBC, No financial interest and No change other than code update note, signed and sealed by Luis R. Lomas, P.E.

G. OTHER

1. This NOA **renews NOA # 21-0510.10**, expiring 10/07/2029.

Ishaq I. Chanda

Ishaq I. Chanda, P.E.
Product Control Examiner
NOA No. 24-1008.02
Expiration Date: October 7, 2029
Approval Date: October 17, 2024

REVISIONS			
REV	DESCRIPTION	DATE	APPROVED
D	REVISED NOTE 1	10/09/2024	R.L.

NOTES:

1. THE PRODUCT SHOWN HEREIN IS DESIGNED AND MANUFACTURED TO COMPLY WITH REQUIREMENTS OF THE FLORIDA BUILDING CODE 8TH EDITION (2023). INCLUDING THE HVHZ.
2. WOOD FRAMING, CONCRETE AND STEEL FRAMING OPENING TO BE DESIGNED AND ANCHORED TO PROPERLY TRANSFER ALL LOADS TO STRUCTURE. WOOD FRAMING, CONCRETE AND STEEL FRAMING OPENING IS THE RESPONSIBILITY OF THE ARCHITECT OR ENGINEER OF RECORD.
3. ALLOWABLE STRESS INCREASE OF 1/3 WAS NOT USED IN THE DESIGN OF THE PRODUCT SHOWN HEREIN. WIND LOAD DURATION FACTOR Cd=1.6 WAS USED FOR WOOD ANCHOR CALCULATIONS.
4. CURB MATERIAL: FORMED 14GA. GALVANIZED STEEL
5. ROOF SKIN MATERIAL: FORMED 3003 ALUMINUM SHEET .080" THICK.
6. APPROVED IMPACT PROTECTIVE SYSTEM IS NOT REQUIRED FOR THIS PRODUCT IN WIND BORNE DEBRIS REGIONS.
7. INSTALLATION ANCHORS SHALL BE INSTALLED IN ACCORDANCE WITH ANCHOR MANUFACTURER'S INSTALLATION INSTRUCTIONS, AND ANCHORS SHALL NOT BE USED IN SUBSTRATES WITH STRENGTHS LESS THAN THE MINIMUM STRENGTH SPECIFIED BELOW:
 - 7.A. WOOD – MINIMUM SPECIFIC GRAVITY OF G=0.46
 - 7.B. CONCRETE – MINIMUM COMPRESSIVE STRENGTH OF 3,200 PSI.
 - 7.C. STEEL – 16GA. MINIMUM (WELDING INSTALLATION).
 - 7.D. STEEL – .1875" MINIMUM (SELF-TAPPING SCREW INSTALLATION).
8. ALL DC – AGV, ALUMINUM GRAVITY VENTILATORS MAY BE FITTED WITH AN OPTIONAL EAD DAMPER. DAMPER IS MOUNTED INSIDE OF CURB. SEE SHEET 8 FOR OPTIONAL EAD DAMPER MOUNTING DETAILS. MAXIMUM SINGLE EAD DAMPER SIZE IS 34 3/4" x 56".
9. VENTILATOR HAS NOT BEEN TESTED FOR WIND DRIVEN RAIN RESISTANCE PER FBC, TAS 100(A).
10. 36" x 36" VENTILATOR HOOD WEIGHT = 66lbs.
 48" x 48" VENTILATOR HOOD WEIGHT = 109lbs.
 96" x 144" VENTILATOR HOOD WEIGHT = 650lbs.


ANCHORING NOTES:

1. SHIM AS REQUIRED AT EACH INSTALLATION ANCHOR WITH LOAD BEARING SHIM. SHIM WHERE SPACE OF 1/16" OR GREATER OCCURS. MAXIMUM ALLOWABLE SHIM STACK TO BE 1/4".
2. FOR ANCHORING INTO CONCRETE USE 3/8" HILTI KWIK BOLT 3 ANCHOR WITH SUFFICIENT LENGTH TO ACHIEVE A 2 1/2" MINIMUM EMBEDMENT INTO SUBSTRATE WITH 4" MINIMUM EDGE DISTANCE. LOCATE ANCHORS AS SHOWN IN ELEVATIONS AND INSTALLATION DETAILS.
3. FOR ANCHORING INTO WOOD FRAMING OR 2X BUCK USE 3/8" LAG SCREW SCREW WITH SUFFICIENT LENGTH TO ACHIEVE A 1 7/8" MINIMUM EMBEDMENT INTO SUBSTRATE. LOCATE ANCHORS AS SHOWN IN ELEVATIONS AND INSTALLATION DETAILS.
4. FOR ANCHORING INTO STEEL FRAMING USE 3/8" DIAMETER SELF-TAPPING SCREW WITH SUFFICIENT LENGTH TO ACHIEVE 3-THREAD PITCH MINIMUM BEYOND THE SUBSTRATE. LOCATE ANCHORS AS SHOWN IN ELEVATIONS AND INSTALLATION DETAILS.
5. FOR ANCHORING INTO STEEL FRAMING USE 1/8" x 1 1/2" FILLET WELDS. LOCATE WELDS AS SHOWN IN ELEVATIONS AND INSTALLATION DETAILS.
6. ALL FASTENERS TO BE CORROSION RESISTANT.
7. UNITS SMALLER THAN 48"x48" TO BE INSTALLED USING ANCHORING LAYOUT FOR 36"x36" UNIT.
8. UNITS SMALLER THAN 96"x144" TO BE INSTALLED USING ANCHORING LAYOUT FOR 48"x48" UNIT.

TABLE OF CONTENTS	
SHEET NO.	DESCRIPTION
1	NOTES
2 – 3	ELEVATIONS
4	ANCHORING LAYOUTS
5 – 9	INSTALLATION DETAILS
10 – 11	COMPONENTS

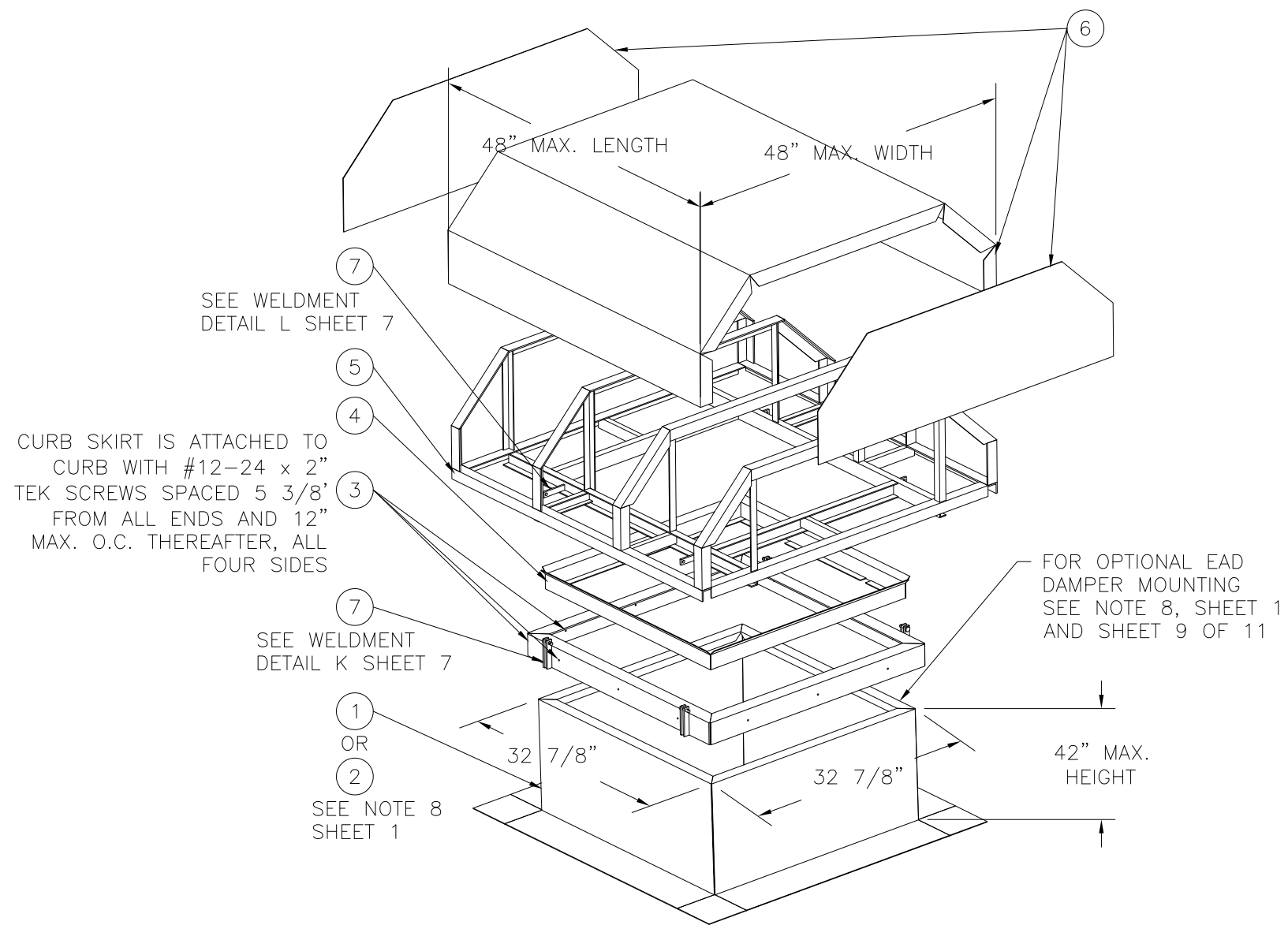
SIGNED: 10/09/2024

PRODUCT RENEWED as complying with the Florida Building Code NOA-No. 24-1008.02 Expiration Date 10/07/2029 By <u>Ishag I. Lhank</u> Miami-Dade Product Control	AIRE TECHNOLOGIES, INC. 1502 INDUSTRIAL DRIVE E. MONONGAHELA, PA 15603		
	DC-AGV ALUMINUM GRAVITY VENTILATOR 48" X 48" AND 96" X 144" NOTES		
	DRAWN: TJH	DWG NO. 08-00719	REV D
	SCALE NTS	DATE 04/03/09	SHEET 1 OF 11
L. ROBERTO LOMAS P.E. 208 7th AVENUE, INDIALANTIC, FL 32903 434-688-0609 rllomas@rlomaspe.com			



Luis R. Lomas P.E.
 FL No.: 62514

REVISIONS			
REV	DESCRIPTION	DATE	APPROVED
D	REVISED NOTE 1	10/09/2024	R.L.



DC-AGV 48" x 48"
EXTERIOR VIEW

WITH UP TO 12" HIGH CURB

DESIGN PRESSURE RATING	IMPACT RATING
±135.0PSF	LARGE AND SMALL MISSILE IMPACT

WITH OVER 12" HIGH CURB UP TO 42" HIGH CURB

DESIGN PRESSURE RATING	IMPACT RATING
±90.0PSF	LARGE AND SMALL MISSILE IMPACT

SIGNED: 10/09/2024

PRODUCT RENEWED
as complying with the Florida Building Code
NOA-No. 24-1008.02
Expiration Date 10/07/2029
By Luis R. Lomas
Miami-Dade Product Control

AIRE TECHNOLOGIES, INC.
1502 INDUSTRIAL DRIVE
E. MONONGAHELA, PA 15603

DC-AGV ALUMINUM GRAVITY VENTILATOR
48" X 48" AND 96" X 144"
ELEVATION

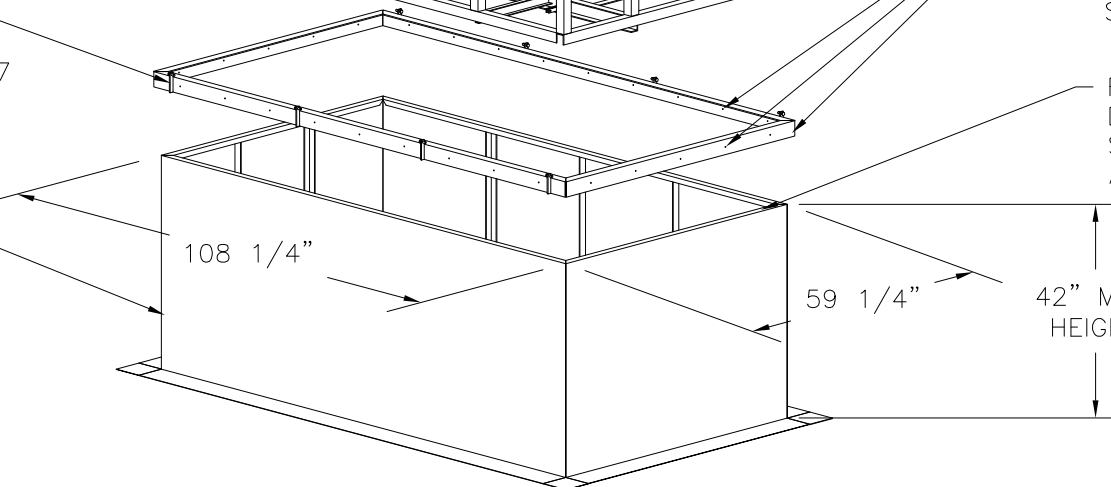
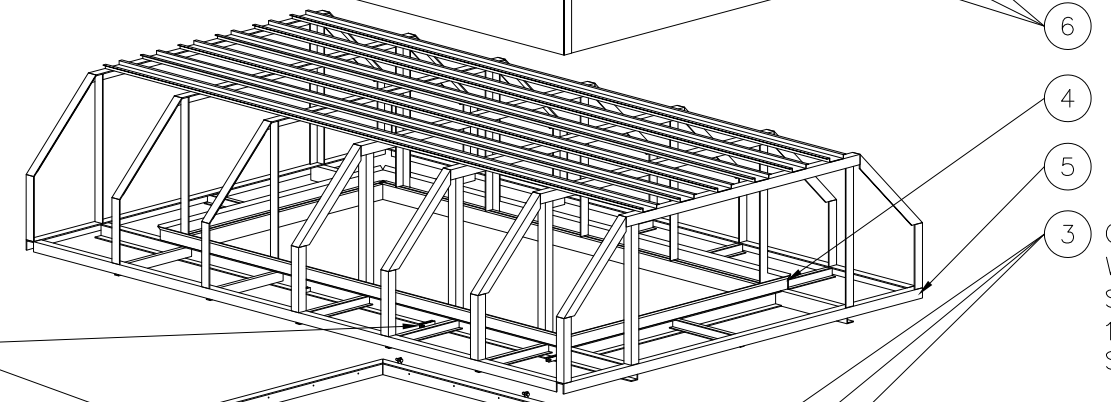
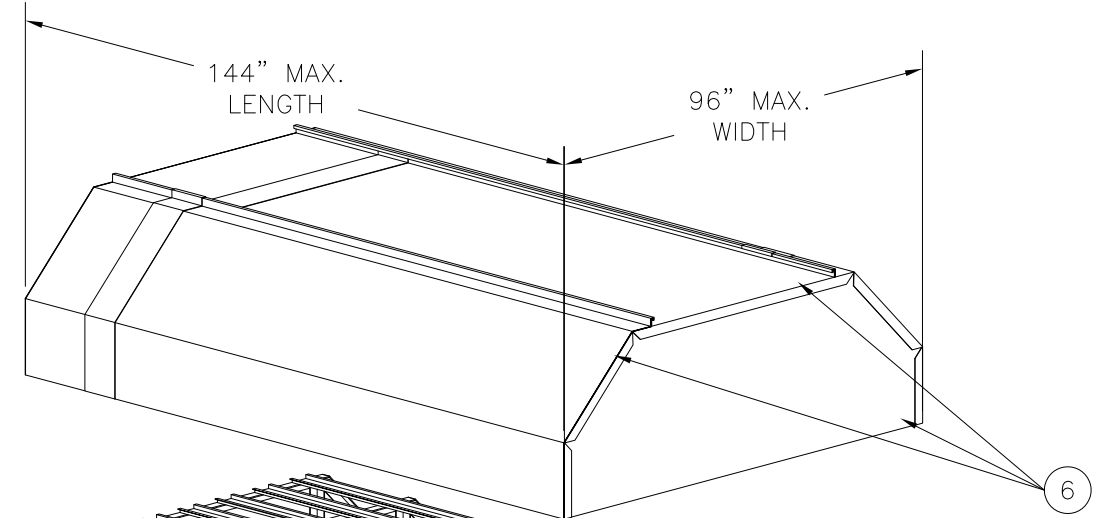
DRAWN: TJH	DWG NO. 08-00719	REV D
SCALE NTS	DATE 04/03/09	SHEET 2 OF 11

L. ROBERTO LOMAS P.E.
208 7th AVENUE, INDIALANTIC, FL 32903
434-688-0609 rllomas@lrlomaspe.com

Luis R. Lomas P.E.
FL No.: 62514

BILL OF MATERIALS				
ITEM NO.:	PART NUMBER	DESCRIPTION	MANUFACTURER	MATERIAL
1	DC-CSSF-42	CURB 42" TALL, 14GA.	AIRE TECHNOLOGIES, INC.	GALVANIZED STEEL
2	DC-CSSF-12	CURB 12" TALL, 14GA.	AIRE TECHNOLOGIES, INC.	GALVANIZED STEEL
3		CURB SKIRT	AIRE TECHNOLOGIES, INC.	ALUMINUM 6063-T5
4		BAFFLE	AIRE TECHNOLOGIES, INC.	ALUMINUM 3003
5		HOOD SUPPORT TRUSS	AIRE TECHNOLOGIES, INC.	ALUMINUM 6063-T5
6		HOOD SKIN	AIRE TECHNOLOGIES, INC.	ALUMINUM 3003
7		OPT. 3-PIECE HINGE 1" X 1/4" BAR	AIRE TECHNOLOGIES, INC.	ALUMINUM 6063-T5
8		EAD DAMPER ASSEMBLY	AIRE TECHNOLOGIES, INC.	VARIOUS

REVISIONS			
REV	DESCRIPTION	DATE	APPROVED
D	REVISED NOTE 1	10/09/2024	R.L.



3 CURB SKIRT IS ATTACHED TO CURB WITH #12-24 x 2" TEK SCREWS SPACED 5 3/8' FROM ALL ENDS AND 12" MAX. O.C. THEREAFTER, ALL FOUR SIDES

FOR OPTIONAL EAD DAMPER MOUNTING SEE NOTE 8, SHEET 1 AND SHEET 9 OF 11

7 SEE WELDMENT DETAIL L SHEET 7

1 SEE NOTE 8 SHEET 1

DC-AGV 96" x 144"
EXTERIOR VIEW

DESIGN PRESSURE RATING	IMPACT RATING
±90.0PSF	LARGE AND SMALL MISSILE IMPACT

PRODUCT RENEWED
as complying with the Florida Building Code
NOA-No. 24-1008.02
Expiration Date 10/07/2029
By Ishag I. Lomas
Miami-Dade Product Control


AIRE TECHNOLOGIES, INC.
1502 INDUSTRIAL DRIVE
E. MONONGAHELA, PA 15603

DC-AGV ALUMINUM GRAVITY VENTILATOR
48" X 48" AND 96" X 144"
ELEVATION AND BILL OF MATERIALS

DRAWN: TJH	DWG NO. 08-00719	REV D
SCALE NTS	DATE 04/03/09	SHEET 3 OF 11

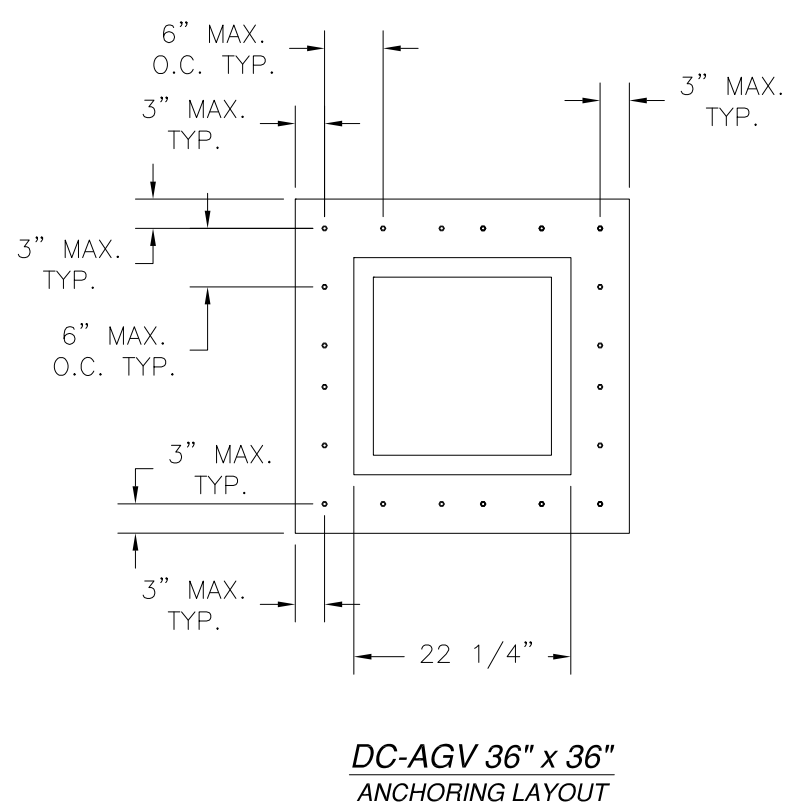
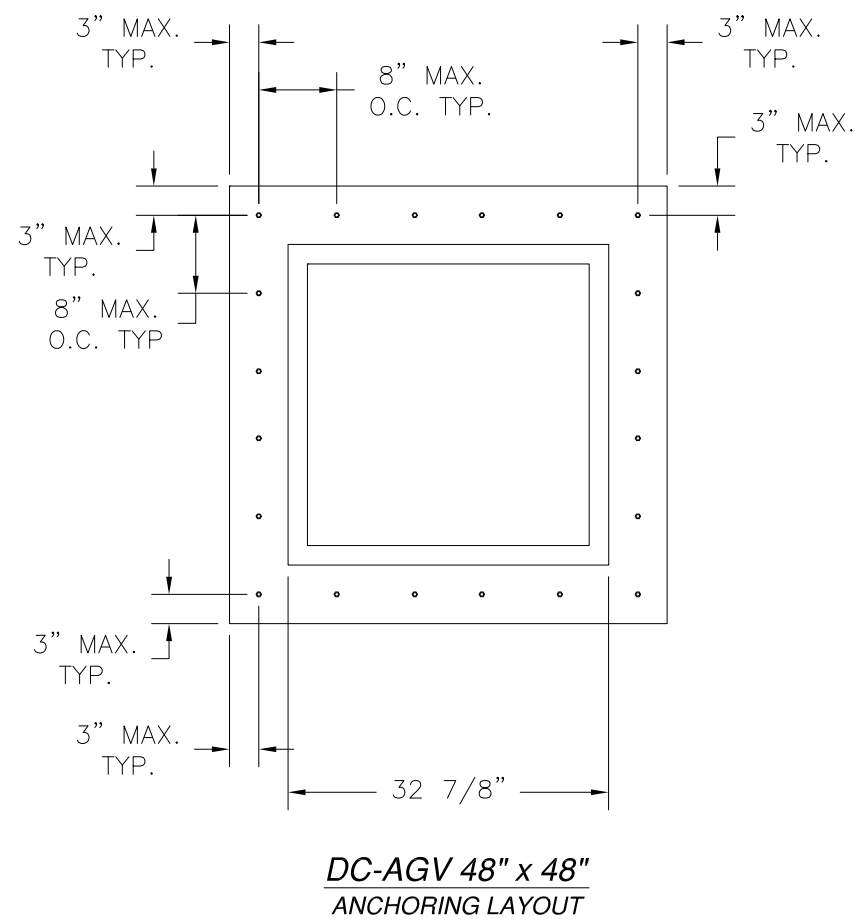
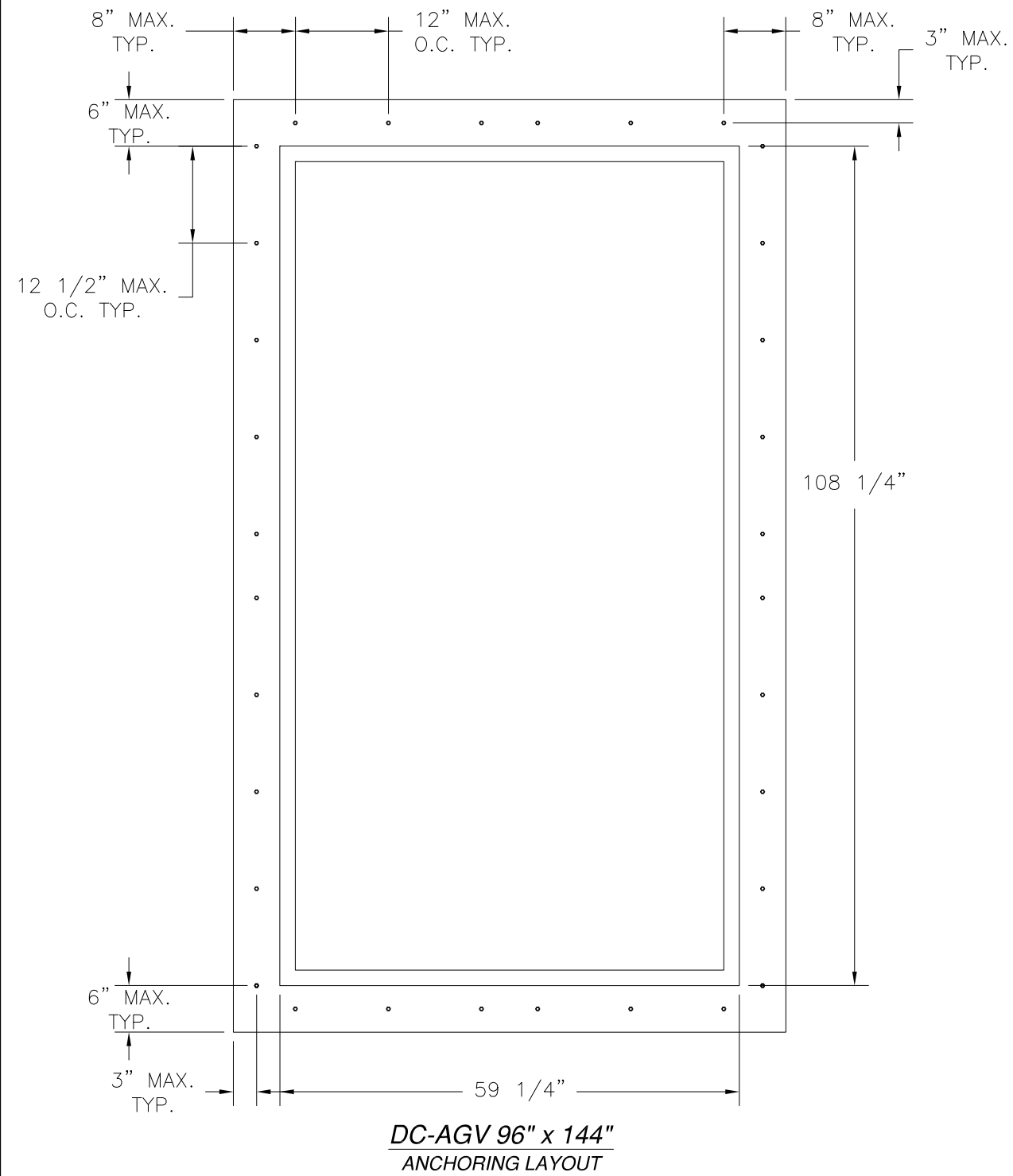
L. ROBERTO LOMAS P.E.
208 7th AVENUE, INDIALANTIC, FL 32903
434-688-0609 rllomas@rlomaspe.com

SIGNED: 10/09/2024



Luis R. Lomas P.E.
FL No.: 62514

REVISIONS			
REV	DESCRIPTION	DATE	APPROVED
D	REVISED NOTE 1	10/09/2024	R.L.



SIGNED: 10/09/2024


PRODUCT RENEWED
as complying with the Florida Building Code
NOA-No. 24-1008.02
Expiration Date 10/07/2029
By Ishaq I. Lhank
Miami-Dade Product Control

AIRE TECHNOLOGIES, INC.
1502 INDUSTRIAL DRIVE
E. MONONGAHELA, PA 15603

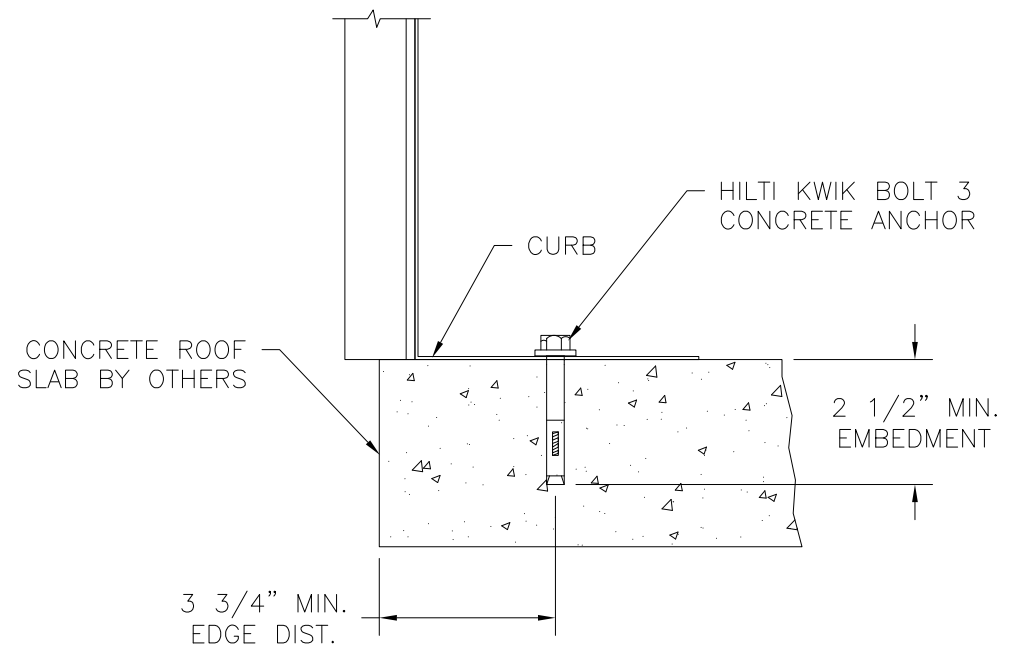
DC-AGV ALUMINUM GRAVITY VENTILATOR
48" X 48" AND 96" X 144"
ANCHORING LAYOUTS

DRAWN: TJH DWG NO. 08-00719 REV D
SCALE NTS DATE 04/03/09 SHEET 4 OF 11

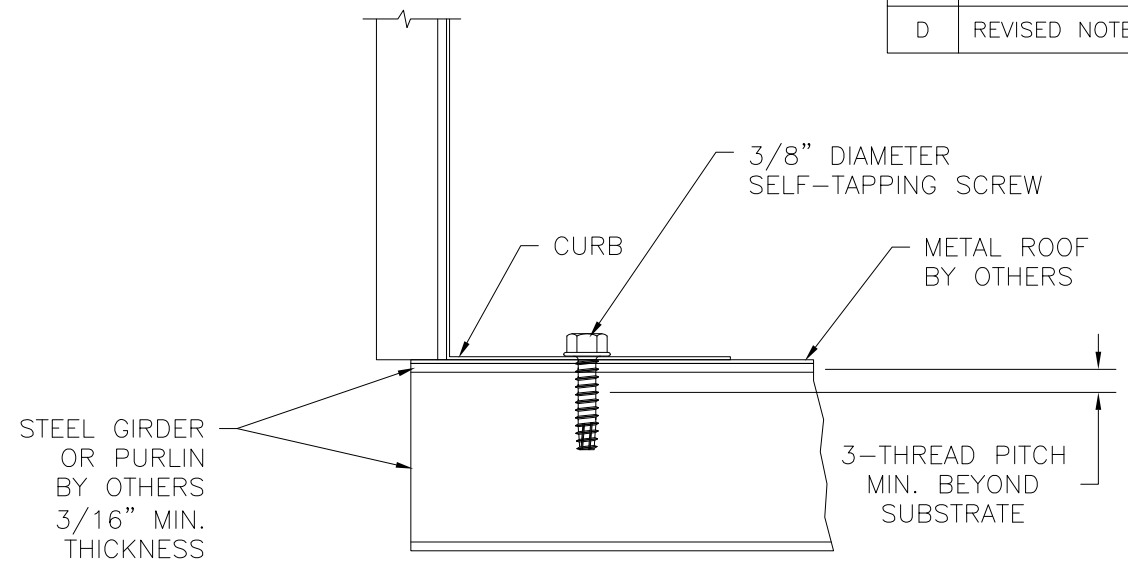
L. ROBERTO LOMAS P.E.
208 7th AVENUE, INDIALANTIC, FL 32903
434-688-0609 rllomas@rlomaspe.com



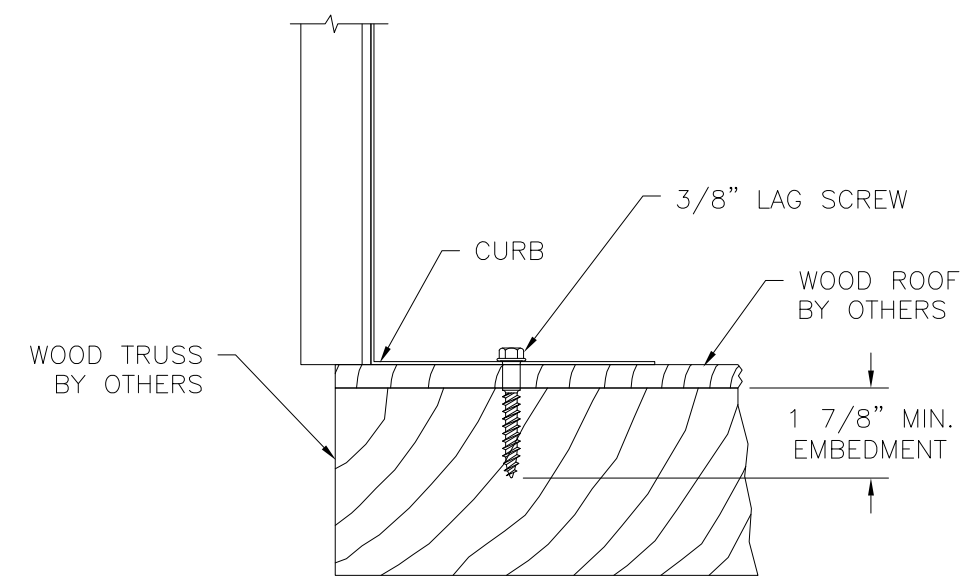
REVISIONS			
REV	DESCRIPTION	DATE	APPROVED
D	REVISED NOTE 1	10/09/2024	R.L.



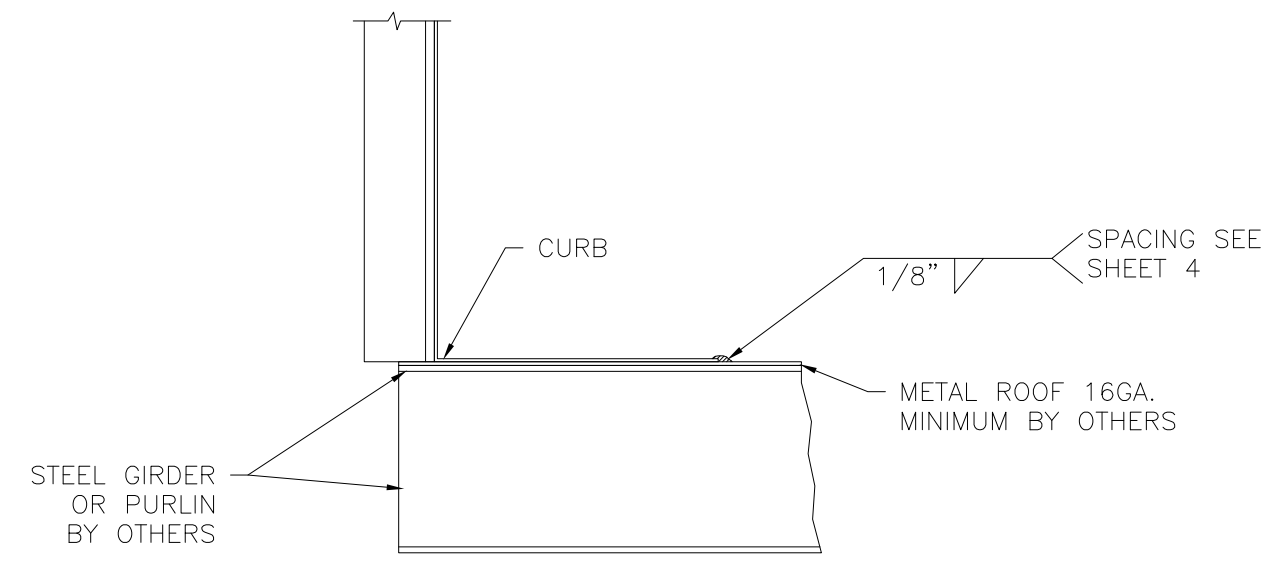
CURB TO ROOF
CONCRETE INSTALLATION



CURB TO ROOF
STEEL FRAMING INSTALLATION



CURB TO ROOF
WOOD FRAMING INSTALLATION



CURB TO ROOF
STEEL FRAMING INSTALLATION

SIGNED: 10/09/2024


PRODUCT RENEWED
as complying with the Florida
Building Code
NOA-No. 24-1008.02
Expiration Date 10/07/2029
By Ishag I. Lhank
Miami-Dade Product Control

AIRE TECHNOLOGIES, INC.
1502 INDUSTRIAL DRIVE
E. MONONGAHELA, PA 15603

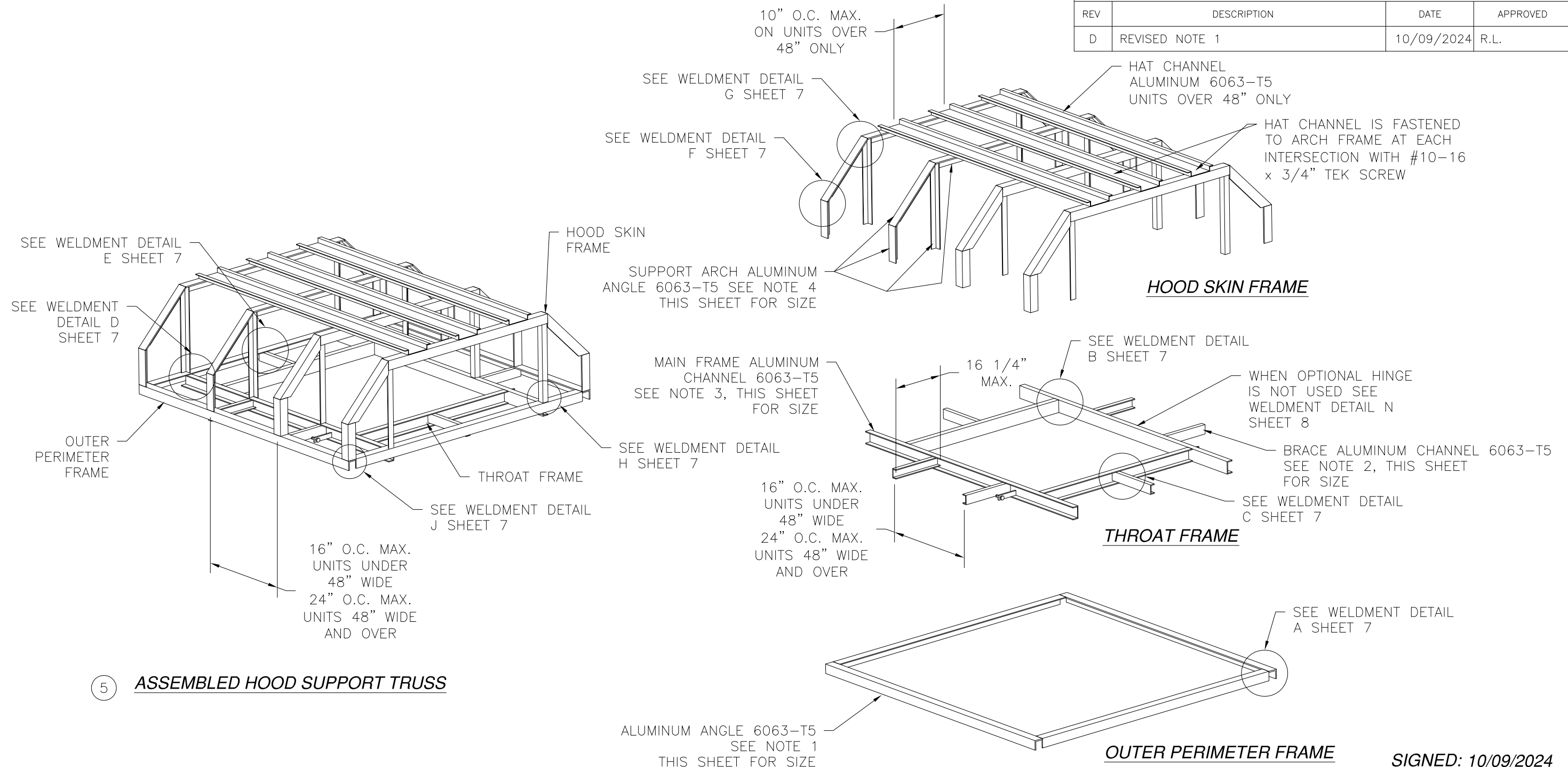
DC-AGV ALUMINUM GRAVITY VENTILATOR
48" X 48" AND 96" X 144"
INSTALLATION DETAILS

DRAWN: TJH	DWG NO. 08-00719	REV D
SCALE NTS	DATE 04/03/09	SHEET 5 OF 11

L. ROBERTO LOMAS P.E.
208 7th AVENUE, INDIALANTIC, FL 32903
434-688-0609 rllomas@rlomaspe.com



REVISIONS			
REV	DESCRIPTION	DATE	APPROVED
D	REVISED NOTE 1	10/09/2024	R.L.




5 ASSEMBLED HOOD SUPPORT TRUSS

SIGNED: 10/09/2024

NOTES:

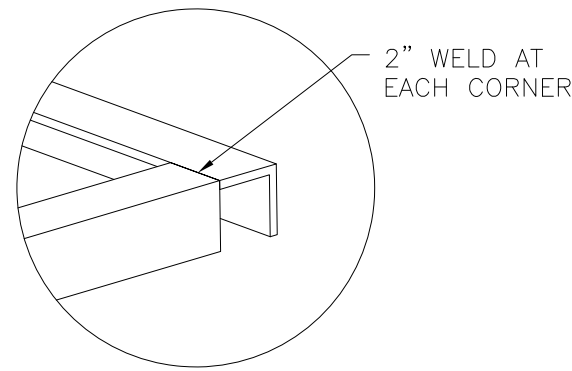
- 1) OUTER PERIMETER FRAME MATERIAL:
FOR UNITS UP TO 48" x 48" ALUMINUM ANGLE IS 1 1/2" x 1 1/2" x 3/16".
FOR UNITS OVER 48" x 48" ALUMINUM ANGLE IS 2" x 2" x 3/16".
- 2) BRACE MATERIAL:
FOR UNITS UP TO 48" x 48" ALUMINUM CHANNEL IS 3/4" x 1 1/2" x 1/8".
FOR UNITS OVER 48" x 48" ALUMINUM CHANNEL IS 1" x 2" x 1/8".
- 3) MAIN FRAME MATERIAL:
FOR UNITS UP TO 48" x 48" ALUMINUM CHANNEL IS 1" x 2" x 1/8".
FOR UNITS OVER 48" x 48" ALUMINUM CHANNEL IS 1 3/4" x 3" x .170".
- 4) SUPPORT ARCH MATERIAL:
FOR UNITS UP TO 48" x 48" ALUMINUM ANGLE IS 1 1/2" x 1 1/2" x 3/16".
FOR UNITS OVER 48" x 48" ALUMINUM ANGLE IS 2" x 2" x 3/16".

PRODUCT RENEWED as complying with the Florida Building Code NOA-No. 24-1008.02 Expiration Date 10/07/2029 By <u>Ishag I. Lhank</u> Miami-Dade Product Control	AIRE TECHNOLOGIES, INC. 1502 INDUSTRIAL DRIVE E. MONONGAHELA, PA 15603		
	DC-AGV ALUMINUM GRAVITY VENTILATOR 48" X 48" AND 96" X 144" HOOD TRUSS DETAIL		
	DRAWN: TJH	DWG NO. 08-00719	REV D
	SCALE NTS	DATE 04/03/09	SHEET 6 OF 11
L. ROBERTO LOMAS P.E. 208 7th AVENUE, INDIALANTIC, FL 32903 434-688-0609 rllomas@rlomaspe.com			



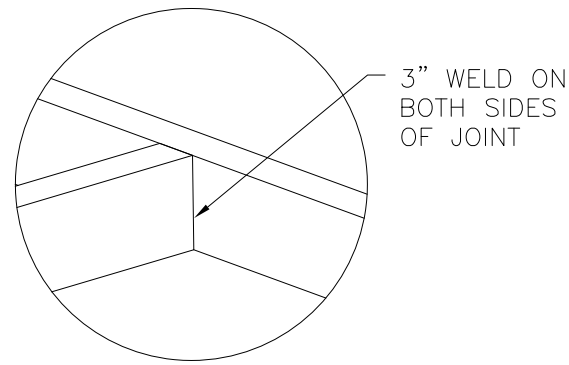
Luis R. Lomas P.E.
FL No.: 62514

REVISIONS			
REV	DESCRIPTION	DATE	APPROVED
D	REVISED NOTE 1	10/09/2024	R.L.



WELDMENT DETAIL A

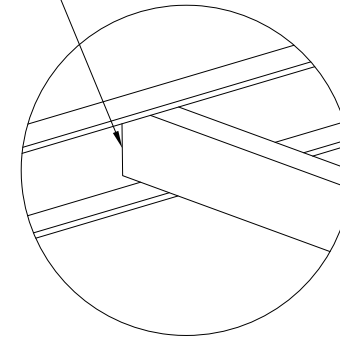
2" WELD AT EACH CORNER



WELDMENT DETAIL B

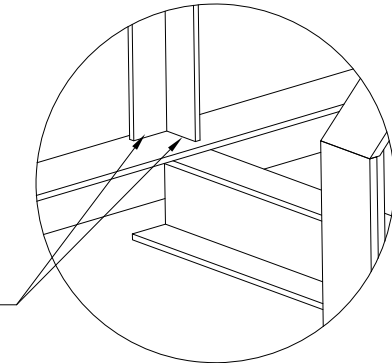
3" WELD ON BOTH SIDES OF JOINT

1 7/8" WELD ON BOTH SIDES OF JOINT, EACH END OF CHANNEL



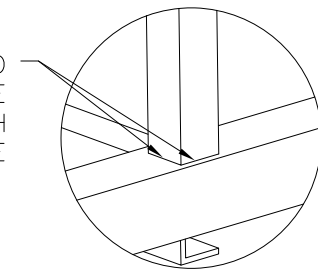
WELDMENT DETAIL C

1 7/8" WELD ON INSIDE OF ANGLE AT BOTH ENDS OF VERTICAL BRACING

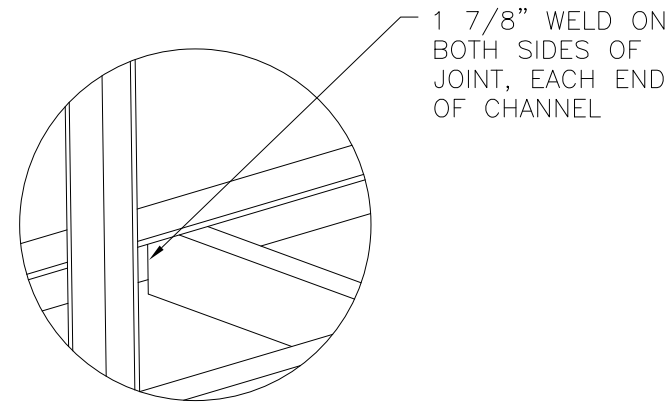


WELDMENT DETAIL D

1 7/8" WELD ON BOTH INSIDE FACES ON BOTH ENDS OF ANGLE

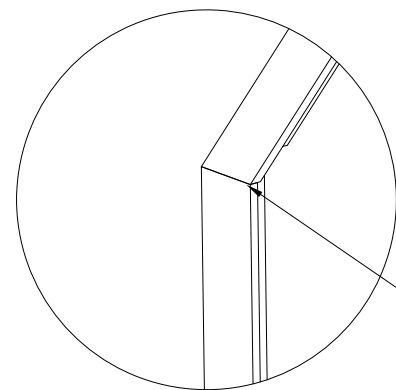


WELDMENT DETAIL H



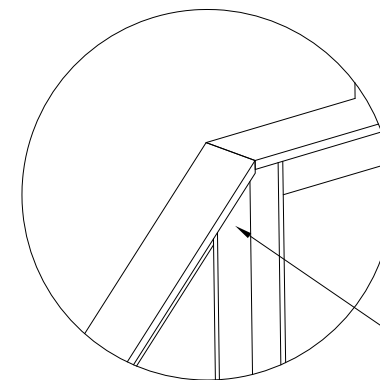
WELDMENT DETAIL E

1 7/8" WELD ON BOTH SIDES OF JOINT, EACH END OF CHANNEL



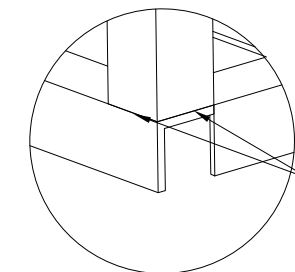
WELDMENT DETAIL F

WELDED AT INSIDE FACE OF 2" x 2" x 3/16" ANGLE



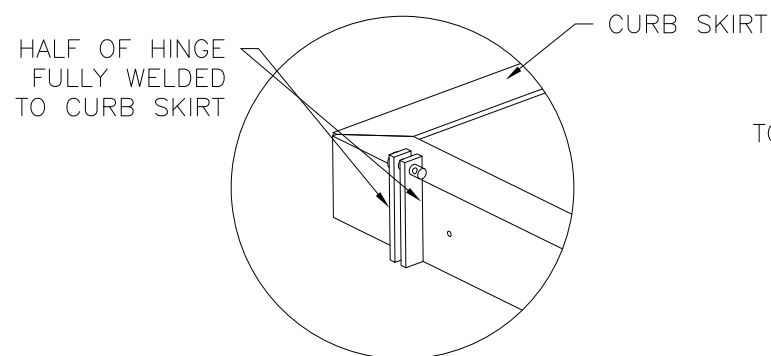
WELDMENT DETAIL G

WELDED AT INSIDE FACE OF 2" x 2" x 3/16" ANGLE

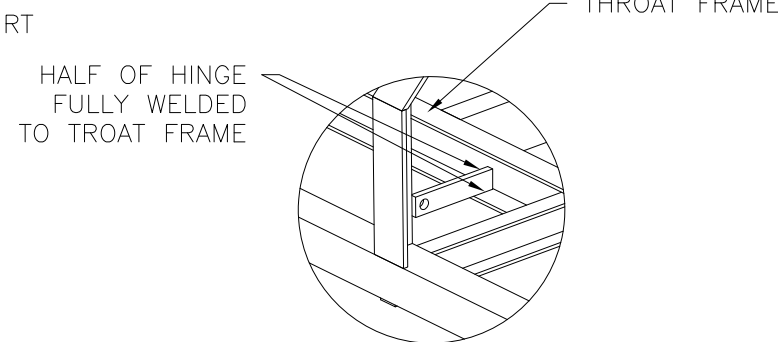


WELDMENT DETAIL J

1 7/8" WELD ON BOTH INSIDE FACES ON BOTH ENDS OF ANGLE



WELDMENT DETAIL K
OPTIONAL HINGE




WELDMENT DETAIL L
OPTIONAL HINGE

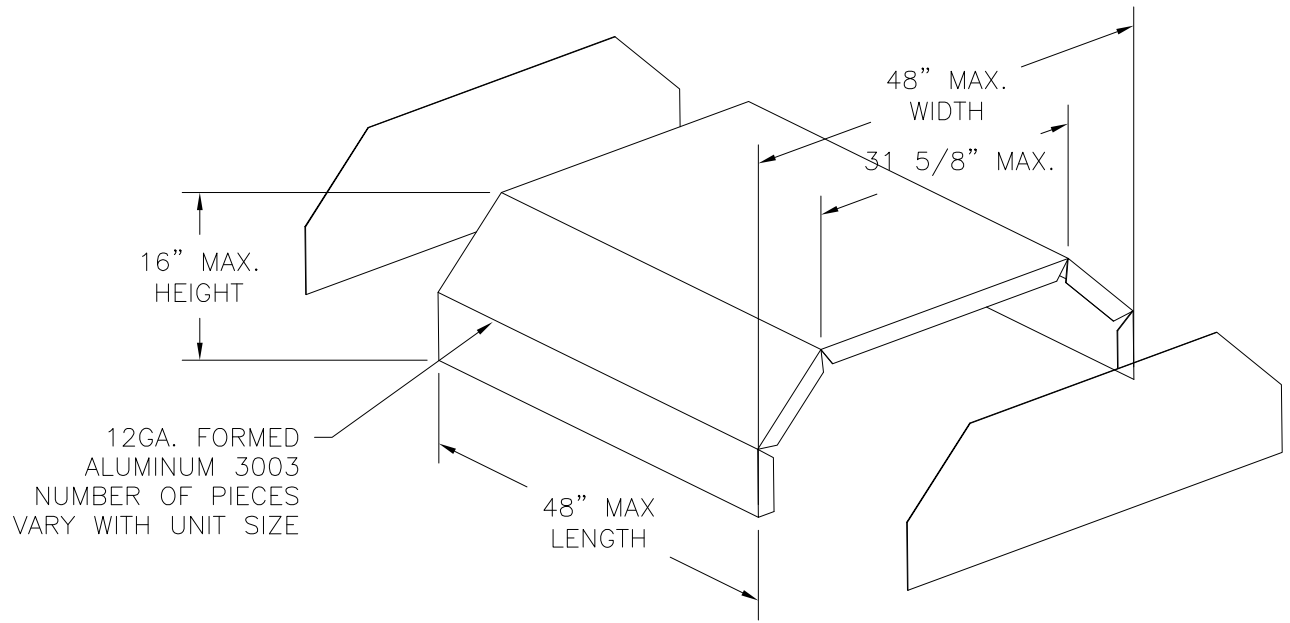
SIGNED: 10/09/2024

PRODUCT RENEWED
as complying with the Florida Building Code
NOA-No. 24-1008.02
Expiration Date 10/07/2029
By Ishag I. Lomas
Miami-Dade Product Control

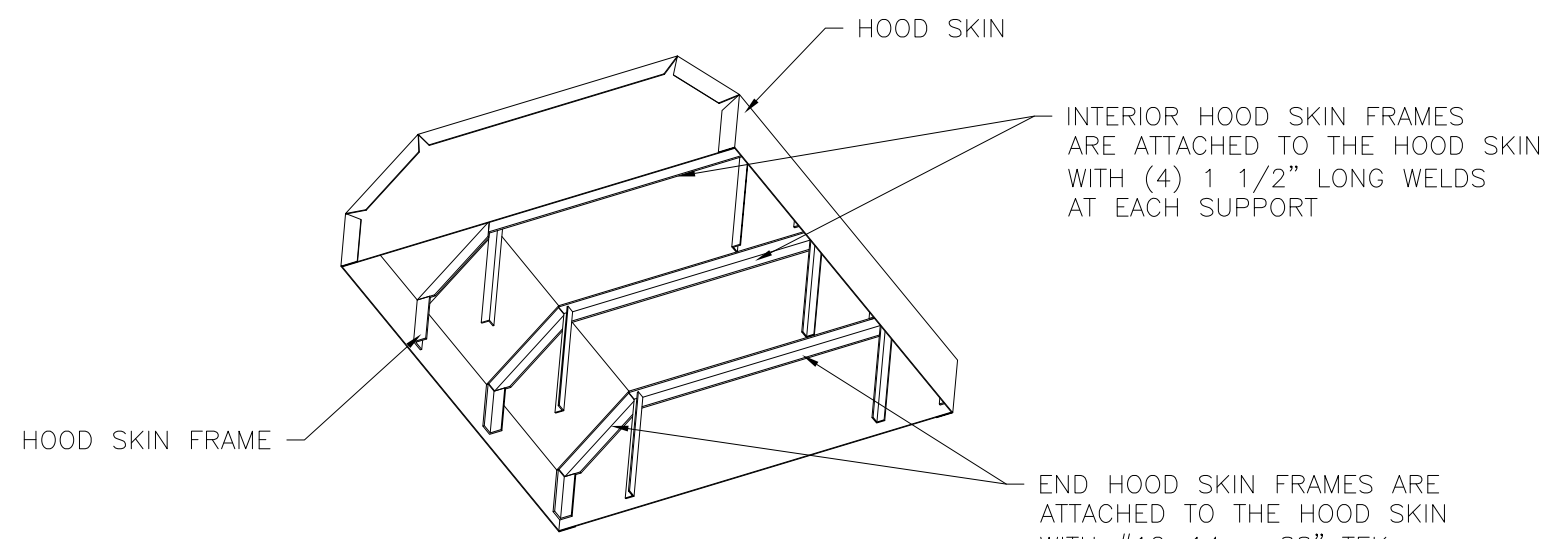
AIRE TECHNOLOGIES, INC.
1502 INDUSTRIAL DRIVE
E. MONONGAHELA, PA 15603
DC-AGV ALUMINUM GRAVITY VENTILATOR
48" X 48" AND 96" X 144"
WELDMENT DETAILS
DRAWN: TJH DWG NO. 08-00719 REV D
SCALE NTS DATE 04/03/09 SHEET 7 OF 11
L. ROBERTO LOMAS P.E.
208 7th AVENUE, INDIALANTIC, FL 32903
434-688-0609 rllomas@rlomaspe.com



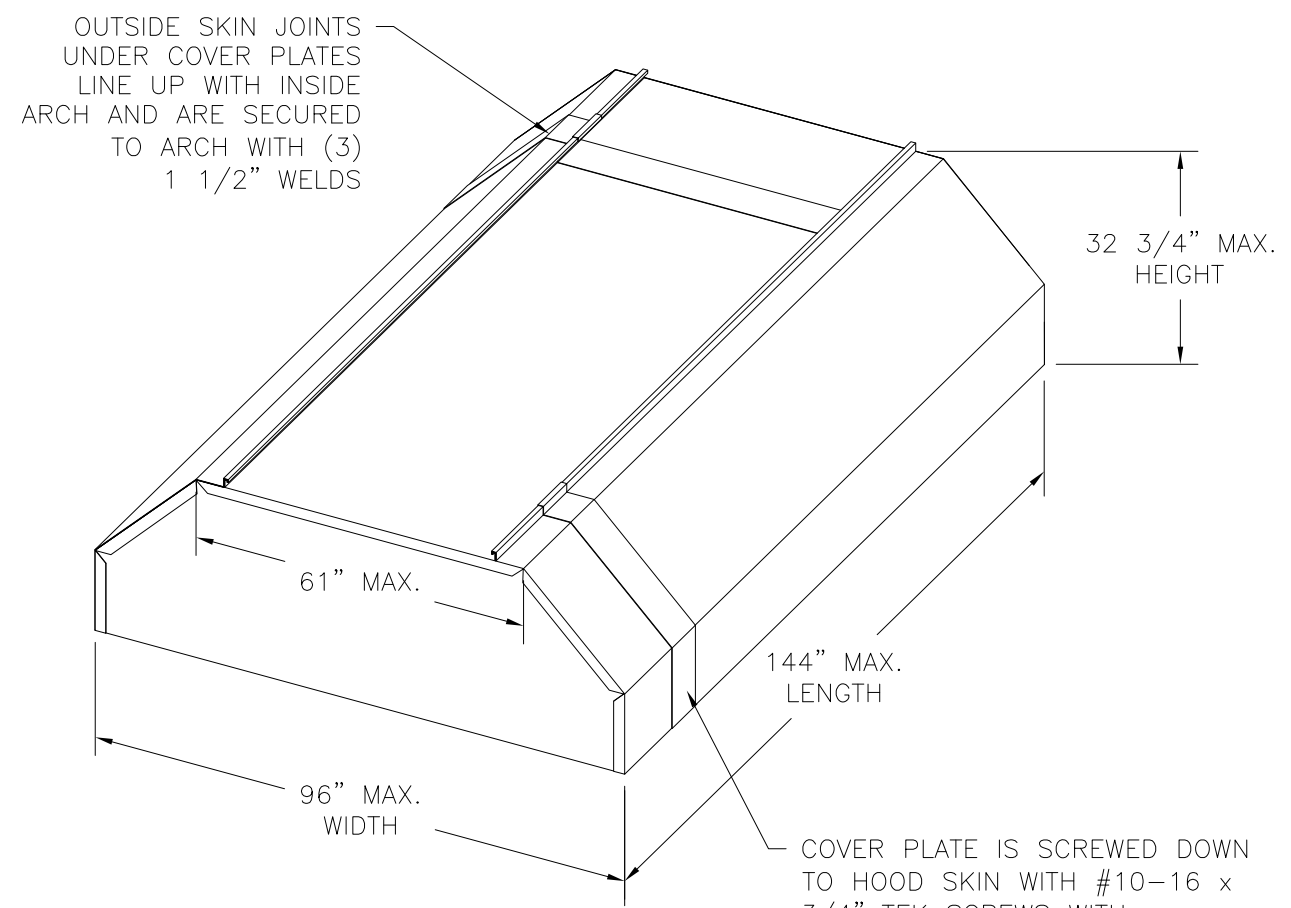
REVISIONS			
REV	DESCRIPTION	DATE	APPROVED
D	REVISED NOTE 1	10/09/2024	R.L.



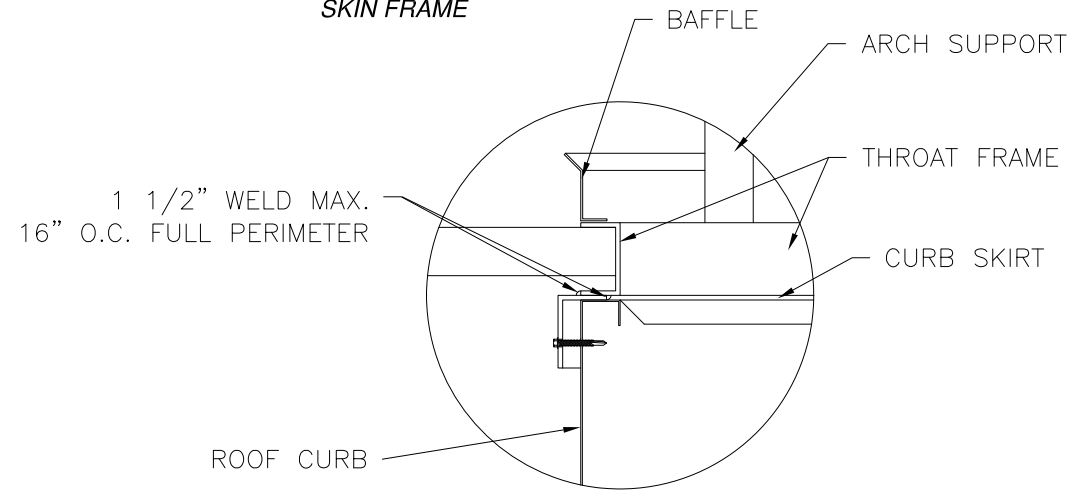
HOOD SKIN
48" x 48" UNIT 3 PIECE
SKIN, FORMED 12GA.
3003 ALUMINUM



WELDMENT DETAIL M
HOOD SKIN TO HOOD SKIN FRAME



HOOD SKIN
96" x 144" UNIT 8 PIECE
SKIN WITH 3 COVER PLATES
12GA. FORMED 3003 ALUMINUM



WELDMENT DETAIL N
THROAT FRAME TO CURB SHIRT
WHEN OPTIONAL HINGE IS NOT USED

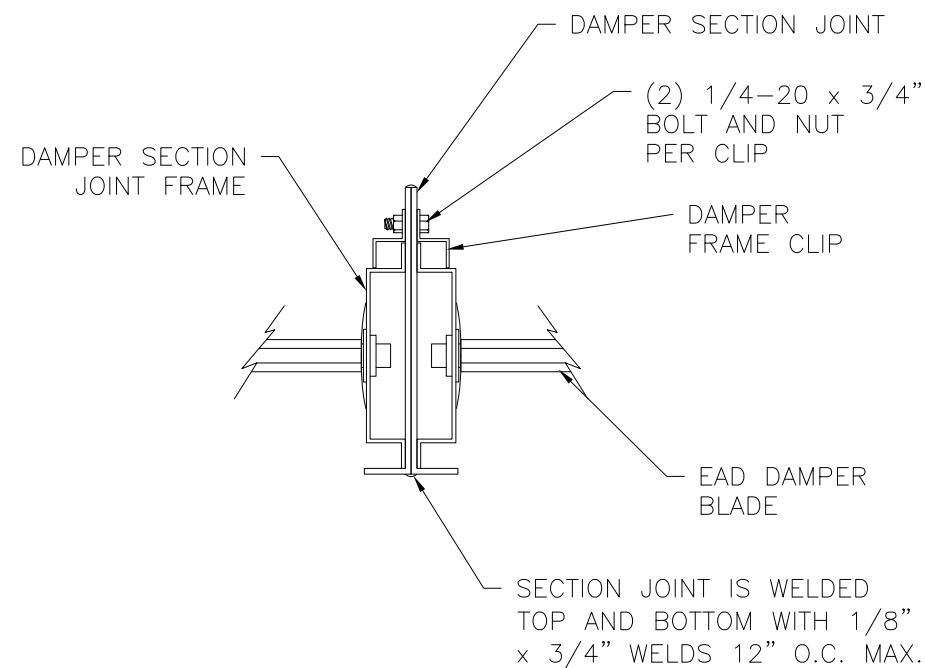
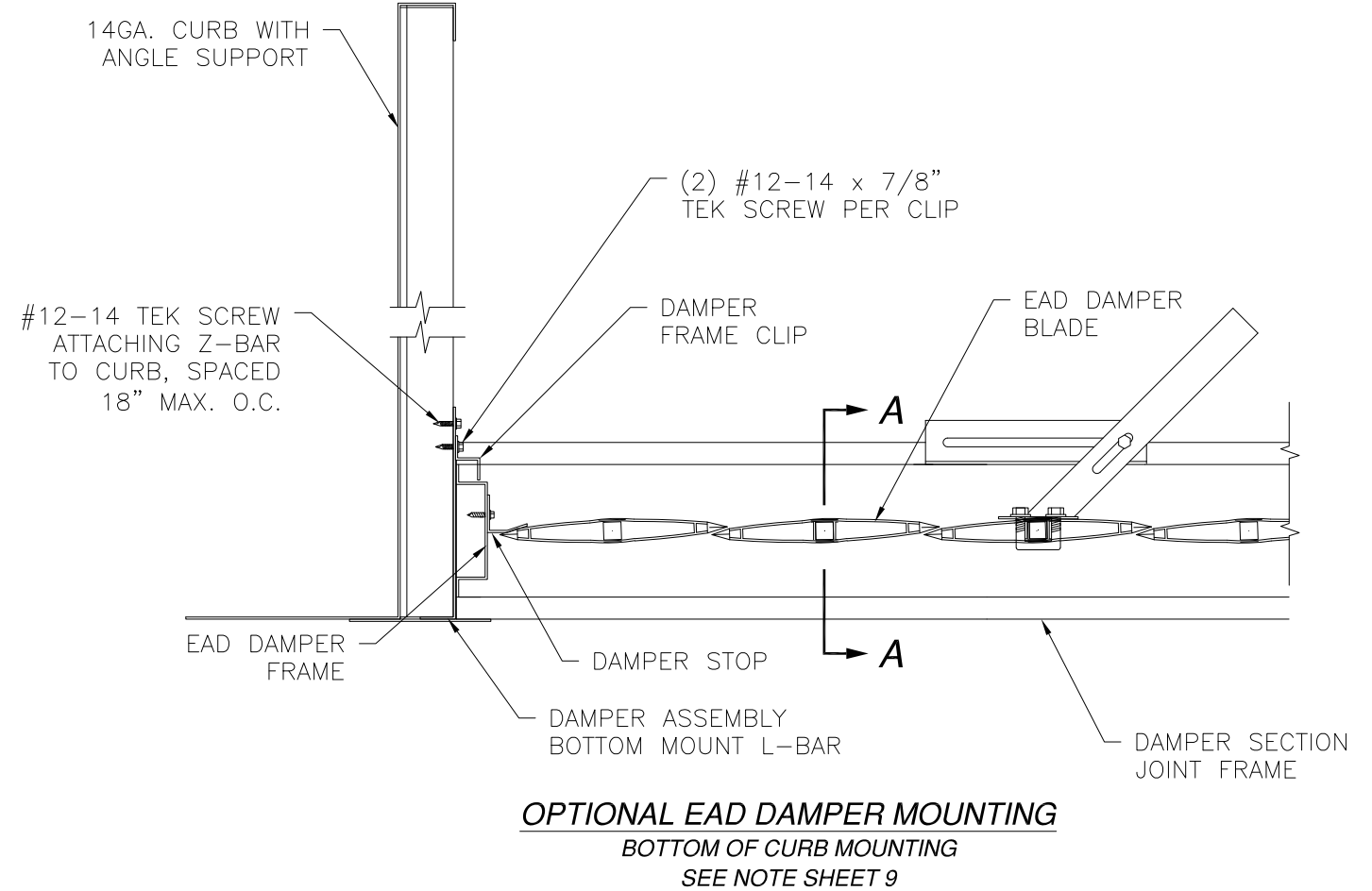
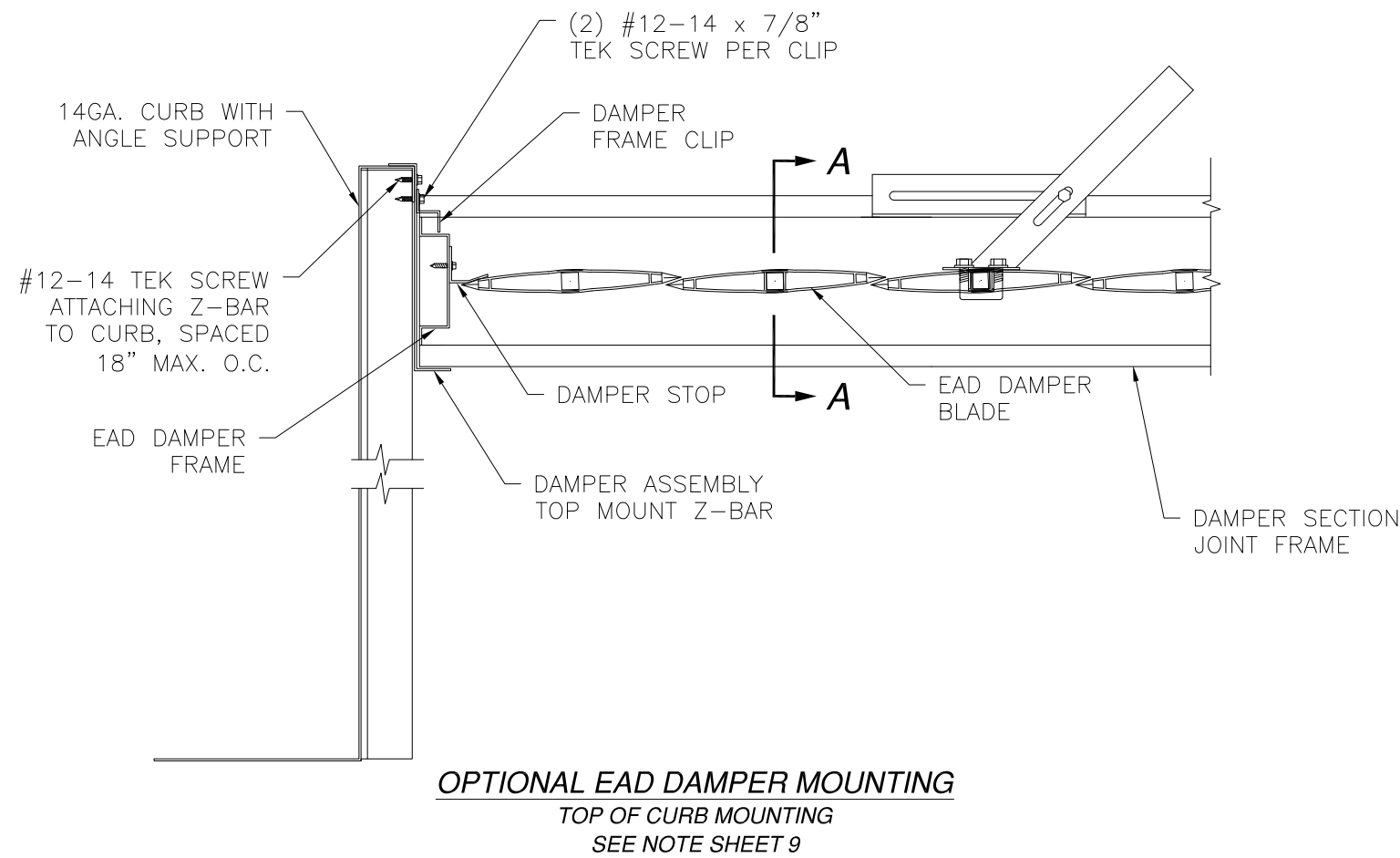
SIGNED: 10/09/2024

PRODUCT RENEWED
as complying with the Florida Building Code
NOA-No. 24-1008.02
Expiration Date 10/07/2029
By Ishag I. Lhank
Miami-Dade Product Control

AIRE TECHNOLOGIES, INC.
1502 INDUSTRIAL DRIVE
E. MONONGAHELA, PA 15603
DC-AGV ALUMINUM GRAVITY VENTILATOR
48" X 48" AND 96" X 144"
HOOD SKIN DETAILS
DRAWN: TJH DWG NO. 08-00719 REV D
SCALE NTS DATE 04/03/09 SHEET 8 OF 11
L. ROBERTO LOMAS P.E.
208 7th AVENUE, INDIALANTIC, FL 32903
434-688-0609 rllomas@rlomaspe.com

LUIS R. LOMAS
LICENSE
No. 62514
STATE OF FLORIDA
PROFESSIONAL ENGINEER
Luis R. Lomas P.E.
FL No.: 62514

REVISIONS			
REV	DESCRIPTION	DATE	APPROVED
D	REVISED NOTE 1	10/09/2024	R.L.



NOTE:

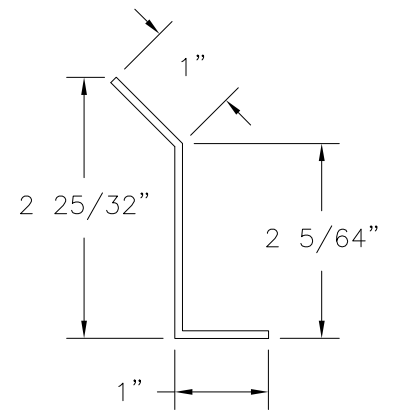

- 1) SINGLE EAD DAMPER MAXIMUM SIZE IS 34 3/4" x 56". WHEN LARGER EAD DAMPER IS REQUIRED DAMPERS MAY BE JOINED TOGETHER. SEE SECTION A-A JOINT DETAIL SHEET 9 FOR MULTIPLE DAMPER INSTALLATION.

SIGNED: 10/09/2024

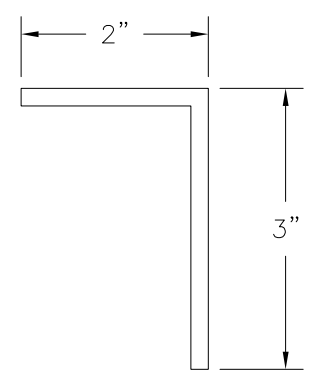
PRODUCT RENEWED as complying with the Florida Building Code NOA-No. 24-1008.02 Expiration Date 10/07/2029 By <u>Lshay I. Lomas</u> Miami-Dade Product Control	AIRE TECHNOLOGIES, INC. 1502 INDUSTRIAL DRIVE E. MONONGAHELA, PA 15603		
	DC-AGV ALUMINUM GRAVITY VENTILATOR 48" X 48" AND 96" X 144" OPTIONAL EAD DAMPER MOUNTING DETAILS		
	DRAWN: TJH	DWG NO. 08-00719	REV D
	SCALE NTS	DATE 04/03/09	SHEET 9 OF 11
L. ROBERTO LOMAS P.E. 208 7th AVENUE, INDIALANTIC, FL 32903 434-688-0609 rllomas@rlomaspe.com			

Luis R. Lomas P.E.
FL No.: 62514

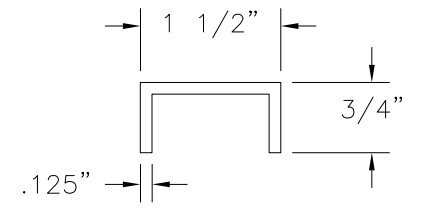
REVISIONS			
REV	DESCRIPTION	DATE	APPROVED
D	REVISED NOTE 1	10/09/2024	R.L.



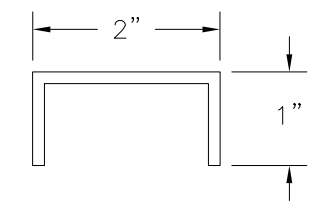
④ **BAFFLE**
ALUMINUM 3003
.081" THICK



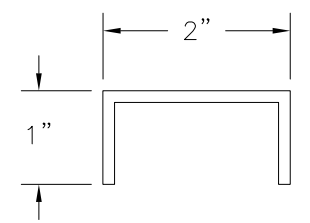
③ **CURB SKIRT**
ALUMINUM 6063-T5
.1875" THICK



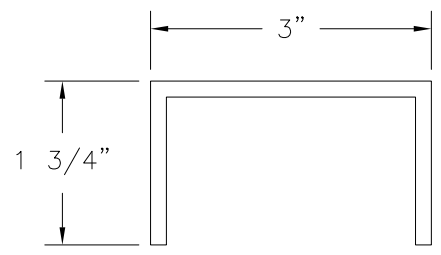
⑤ **HOOD SUPPORT FRAME THROAT FRAME (BRACE)**
FOR UNITS UP TO 48" x 48"
ALUMINUM 6063-T5 .125" THICK



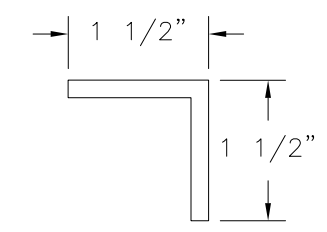
⑤ **HOOD SUPPORT FRAME THROAT FRAME (BRACE)**
FOR UNITS OVER 48" x 48"
ALUMINUM 6063-T5 .125" THICK



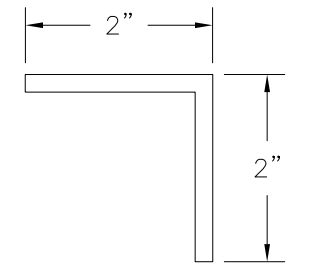
⑤ **HOOD SUPPORT FRAME THROAT FRAME (MAIN FRAME)**
FOR UNITS UP TO 48" x 48"
ALUMINUM 6063-T5 .125" THICK



⑤ **HOOD SUPPORT FRAME THROAT FRAME (MAIN FRAME)**
FOR UNITS OVER 48" x 48"
ALUMINUM 6063-T5 .170" THICK

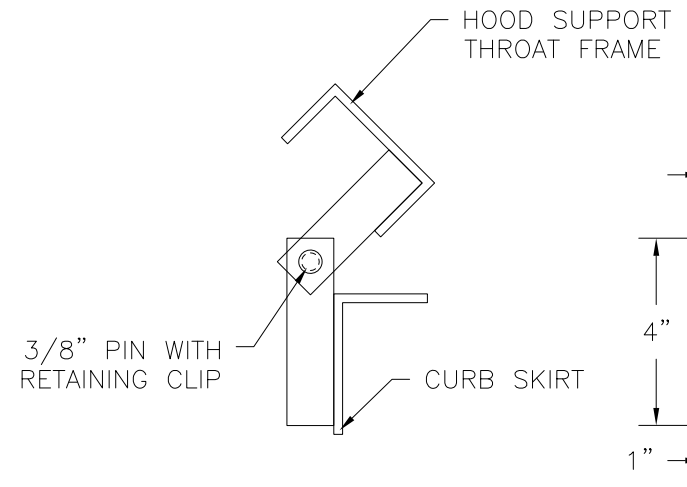


⑤ **HOOD SUPPORT FRAME SUPPORT ARCH AND OUTER PERIMETER FRAME**
FOR UNITS UP TO 48" x 48"
ALUMINUM 6063-T5 .1875" THICK



⑤ **HOOD SUPPORT FRAME SUPPORT ARCH AND OUTER PERIMETER FRAME**
FOR UNITS OVER 48" x 48"
ALUMINUM 6063-T5 .1875" THICK

① OR ② **CURB**
14GA. (.074") FORMED GALVANIZED STEEL




⑦ **OPTIONAL 3-PIECE HINGE**
ALUMINUM 6063-T5 .25" THICK

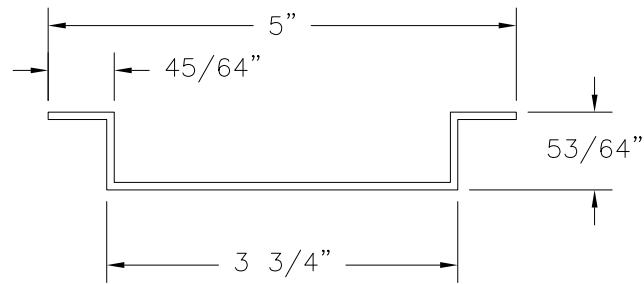
SIGNED: 10/09/2024

PRODUCT RENEWED
as complying with the Florida Building Code
NOA-No. 24-1008.02
Expiration Date 10/07/2029
By L. Roberto Lomas
Miami-Dade Product Control

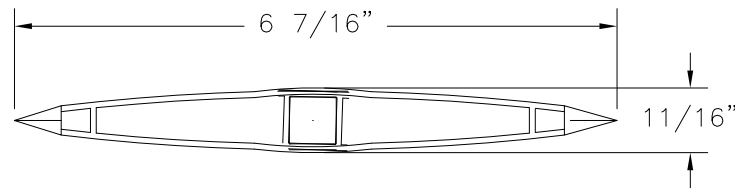
AIRE TECHNOLOGIES, INC.
1502 INDUSTRIAL DRIVE
E. MONONGAHELA, PA 15603
DC-AGV ALUMINUM GRAVITY VENTILATOR
48" X 48" AND 96" X 144"
COMPONENTS
DRAWN: TJH DWG NO. 08-00719 REV D
SCALE NTS DATE 04/03/09 SHEET 10 OF 11
L. ROBERTO LOMAS P.E.
208 7th AVENUE, INDIALANTIC, FL 32903
434-688-0609 rllomas@rlomaspe.com



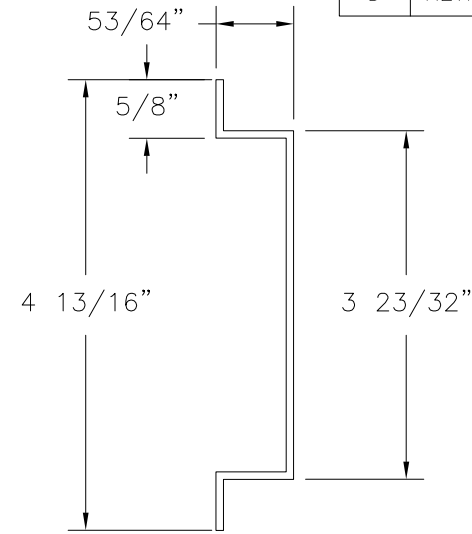
REVISIONS			
REV	DESCRIPTION	DATE	APPROVED
D	REVISED NOTE 1	10/09/2024	R.L.



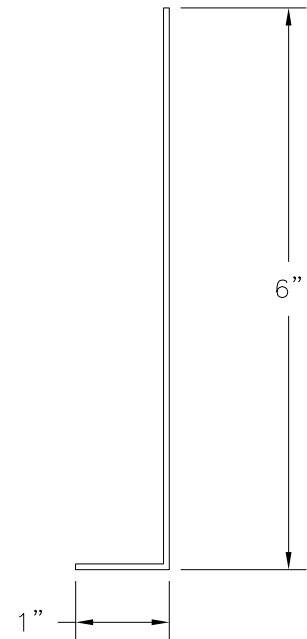
⑤ HOOD SUPPORT FRAME
HAT CHANNEL
ALUMINUM 6063-T5 .080" THICK



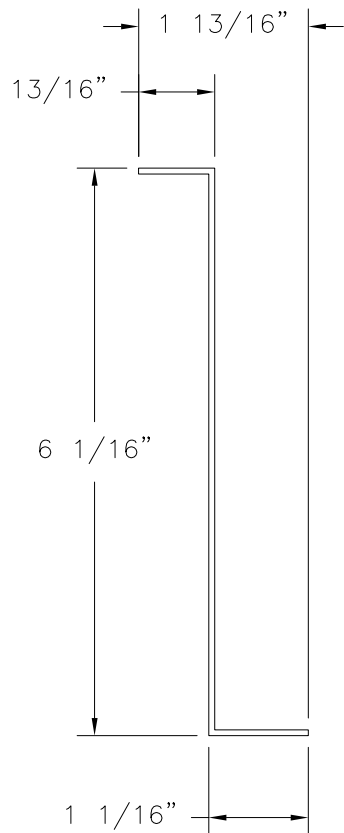
⑧ EAD DAMPER ASSEMBLY
DAMPER BLADE
ALUMINUM 6063-T5 .0625" THICK



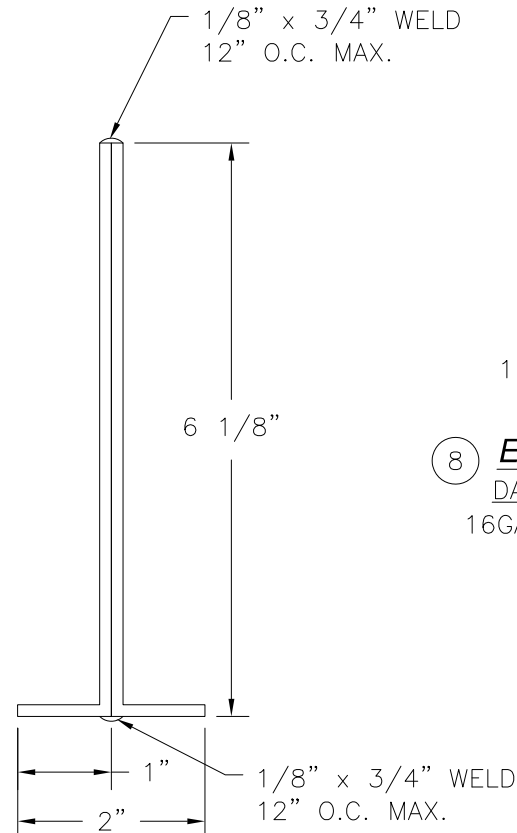
⑧ EAD DAMPER ASSEMBLY
DAMPER SECTION JOINT FRAME
ALUMINUM 6063-T5 .08" THICK



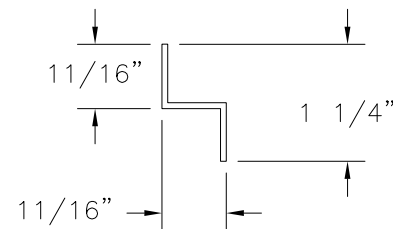
⑧ EAD DAMPER ASSEMBLY
DAMPER FRAME MOUNTING L-BAR
16GA. (.0625") GALVANIZED STEEL



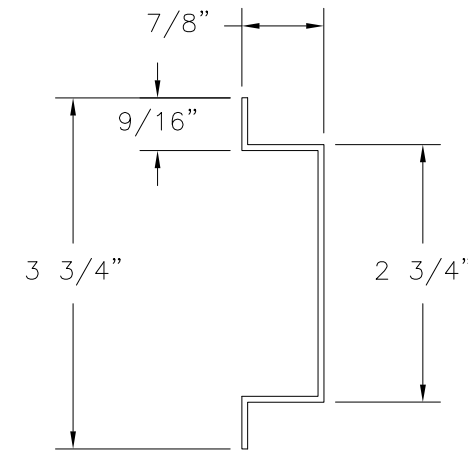
⑧ EAD DAMPER ASSEMBLY
DAMPER FRAME MOUNTING Z-BAR
16GA. (.0625") GALVANIZED STEEL



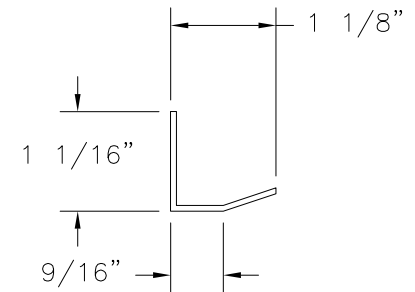
⑧ EAD DAMPER ASSEMBLY
DAMPER SECTION JOINT
10GA. (.125") GALVANIZED STEEL



⑧ EAD DAMPER ASSEMBLY
DAMPER FRAME CLIP 4" LONG
16GA. (.0625") GALVANIZED STEEL



⑧ EAD DAMPER ASSEMBLY
DAMPER FRAME
ALUMINUM 6063-T5 .0625" THICK



⑧ EAD DAMPER ASSEMBLY
DAMPER BLADE STOP
ALUMINUM 6063-T5 .0625" THICK

SIGNED: 10/09/2024

PRODUCT RENEWED
as complying with the Florida
Building Code
NOA-No. 24-1008.02
Expiration Date 10/07/2029
By Lshay I. Chande
Miami-Dade Product Control

AIRE TECHNOLOGIES, INC.
1502 INDUSTRIAL DRIVE
E. MONONGAHELA, PA 15603
DC-AGV ALUMINUM GRAVITY VENTILATOR
48" X 48" AND 96" X 144"
COMPONENTS
DRAWN: TJH DWG NO. 08-00719 REV D
SCALE NTS DATE 04/03/09 SHEET 11 OF 11
L. ROBERTO LOMAS P.E.
208 7th AVENUE, INDIALANTIC, FL 32903
434-688-0609 rllomas@rlomaspe.com

LUIS R. LOMAS
LICENSE
No. 62514
STATE OF
FLORIDA
PROFESSIONAL ENGINEER
Luis R. Lomas P.E.
FL No.: 62514