



DEPARTMENT OF REGULATORY AND ECONOMIC RESOURCES (RER)
BOARD AND CODE ADMINISTRATION DIVISION

MIAMI-DADE COUNTY
PRODUCT CONTROL SECTION
11805 SW 26 Street, Room 208
Miami, Florida 33175-2474
T (786) 315-2590 F (786) 315-2599
www.miamidade.gov/economy

NOTICE OF ACCEPTANCE (NOA)

GreenTree Metals LLC
P.O. Box 1036
Watkinsville, GA 30677

SCOPE:

This NOA is being issued under the applicable rules and regulations governing the use of construction materials. The documentation submitted has been reviewed and accepted by Miami-Dade County RER - Product Control Section to be used in Miami Dade County and other areas where allowed by the Authority Having Jurisdiction (AHJ).

This NOA shall not be valid after the expiration date stated below. The Miami-Dade County Product Control Section (In Miami Dade County) and/or the AHJ (in areas other than Miami Dade County) reserve the right to have this product or material tested for quality assurance purposes. If this product or material fails to perform in the accepted manner, the manufacturer will incur the expense of such testing and the AHJ may immediately revoke, modify, or suspend the use of such product or material within their jurisdiction. RER reserves the right to revoke this acceptance, if it is determined by Miami-Dade County Product Control Section that this product or material fails to meet the requirements of the applicable building code.

This product is approved as described herein, and has been designed to comply with the Florida Building Code including the High Velocity Hurricane Zone of the Florida Building Code.

DESCRIPTION: 24 GA. Steel 1 3/4" Snaplock Panels

LABELING: Each unit shall bear a permanent label with the manufacturer's name or logo, city, state and following statement: "Miami-Dade County Product Control Approved", unless otherwise noted herein.

RENEWAL of this NOA shall be considered after a renewal application has been filed and there has been no change in the applicable building code negatively affecting the performance of this product.

TERMINATION of this NOA will occur after the expiration date or if there has been a revision or change in the materials, use, and/or manufacture of the product or process. Misuse of this NOA as an endorsement of any product, for sales, advertising or any other purposes shall automatically terminate this NOA. Failure to comply with any section of this NOA shall be cause for termination and removal of NOA.

ADVERTISEMENT: The NOA number preceded by the words Miami-Dade County, Florida, and followed by the expiration date may be displayed in advertising literature. If any portion of the NOA is displayed, then it shall be done in its entirety.

INSPECTION: A copy of this entire NOA shall be provided to the user by the manufacturer or its distributors and shall be available for inspection at the job site at the request of the Building Official.

This NOA renews and revises NOA# 19-0604.01 and consists of pages 1 through 5.
The submitted documentation was reviewed by Alex Tigera.

12/12/24



NOA No.: 24-1024.01
Expiration Date: 12/05/29
Approval Date: 12/12/24
Page 1 of 5

ROOFING SYSTEM APPROVAL:

Category: Roofing
Sub-Category: Metal, Panels (Non-Structural)
Material: Steel
Deck Type: Wood
Maximum Design Pressure -101.0 psf.

TRADE NAMES OF PRODUCTS MANUFACTURED OR LABELED BY APPLICANT:

<u>Product</u>	<u>Dimensions</u>	<u>Test Specifications</u>	<u>Product Description</u>
SnapLock 24 Ga. Steel Panel 1-3/4"	Length: various Height: 1 25/32" Width: 14" Thickness 24 Ga. Min. Yield Strength: 59 ksi	TAS 110	Corrosion resistant, preformed steel panel with Valspar Coating.
SnapLock Clip	Length: 3 1/2" Height: 1 7/8" Width: 2" Thickness 18 Ga.	TAS 110	Corrosion resistant, 18 gauge steel clip

TRADE NAMES OF PRODUCTS MANUFACTURED BY OTHERS

TABLE 2

<u>Product Name</u>	<u>Product Description</u>	<u>Manufacturer (With Current NOA)</u>
Tough Skin 20 Synthetic Underlayment	Engineered, mechanically attached synthetic underlayment for slope roofs.	HomeGuard Products, Inc.

MANUFACTURING LOCATION

1. Winterville, GA
2. Hartwell, GA.

EVIDENCE SUBMITTED:

<u>Test Agency</u>	<u>Test Identifier</u>	<u>Test Name/Report</u>	<u>Date</u>
Intertek	H8589.02-106-R0	ASTM B 117, ASTM G155	08/28/19
	H8589.04-450-18R1	TAS-100	11/04/19
	H8589.03-450-18R1	TAS-125	11/04/19
	S0811.01-550-47		11/26/24



NOA No.: 24-1024.01
 Expiration Date: 12/05/29
 Approval Date: 12/12/24
 Page 2 of 5

APPROVED ASSEMBLIES:

System A: SnapLock 24 Ga. Steel Panel 1-3/4"
Deck Type: Wood, Non-insulated
Deck Description: Construction of 19/32" (5/8 inch) or greater plywood or wood plank.
Slope Range: 4": 12" or greater
Maximum Uplift Pressure: See Table A Below

Deck Attachment: In accordance with applicable Building Code, but in no case shall it be less than 8d ring shank nails spaced 6" o.c.

Underlayment: Minimum Underlayment shall be a Single Layer with a 15" overlap between adjacent sheets of ToughSkin 20 with Slip Safe. Installed with a minimum 4" side-lap and 6" end-laps. Underlayment shall be fastened with corrosion resistant tin-caps and 12 gauge 1 1/4" annular ring-shank nails, spaced 6" o.c. at all laps and two staggered rows 12" o.c. in the field of the roll.

Fire Barrier: Any approved fire barrier having a current NOA. Refer to a current fire directory listing for fire ratings of this roofing system assembly as well as the location of the fire barrier within the assembly. See Limitation # 1.

Valleys: Valley construction shall be in compliance with Roofing Application Standard RAS 133 and with the current published installation instructions and details in the manufactures current, published installation instructions. Valley and valley clips are attached with #12 panclip fastener of sufficient length to penetrate through the sheathing a minimum of 3/16". Center of valley rib was sealed with a Miami Dade County Approved Sealant and a continuous strip of Butyl tape to be used at the screw locations between valley and valley cleat.

Metal Panels and Accessories: Install the 1 3/4 SnapLock 24 Ga. Steel panels including flashing penetrations, valleys, end laps and accessories in compliance with manufactures current, published installation instructions and in compliance with the minimum requirements detailed in Roofing Application Standard RAS 133.

Panels shall be installed along the male rib with approved clips secured with two corrosion resistant #12 pan clip fasteners of sufficient length to penetrate through the sheathing a minimum of 3/16". The female leg of panel is snapped over the male leg of panel. The top perimeter panels are to be secured with #10 Hilo thread HWH bonded Washers and Butyl tape underneath the panel. Top Cap Piece; attach alongside; #10 Hilo thread HWH bonded washers. Top of Cap fold over top leg of Z Channel and sealed with Miami Dade County Approved Sealant. Panel clips shall be spaced a maximum distance listed below in **Table A**.

TABLE A MAXIMUM DESIGN PRESSURES		
Roof Areas	Field	Perimeter and Corner ¹
Maximum Design Pressures	-89.75 psf.	-101.00 psf.
Maximum Clip Spacing	16"o.c.	8"o.c.

1. Extrapolation shall not be allowed



LIMITATIONS

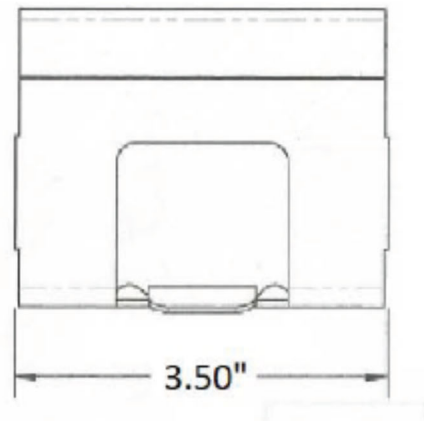
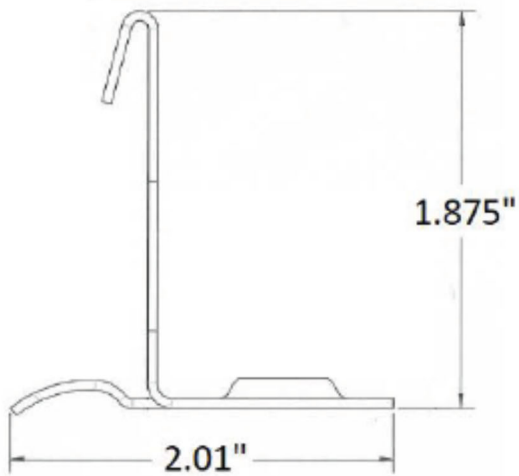
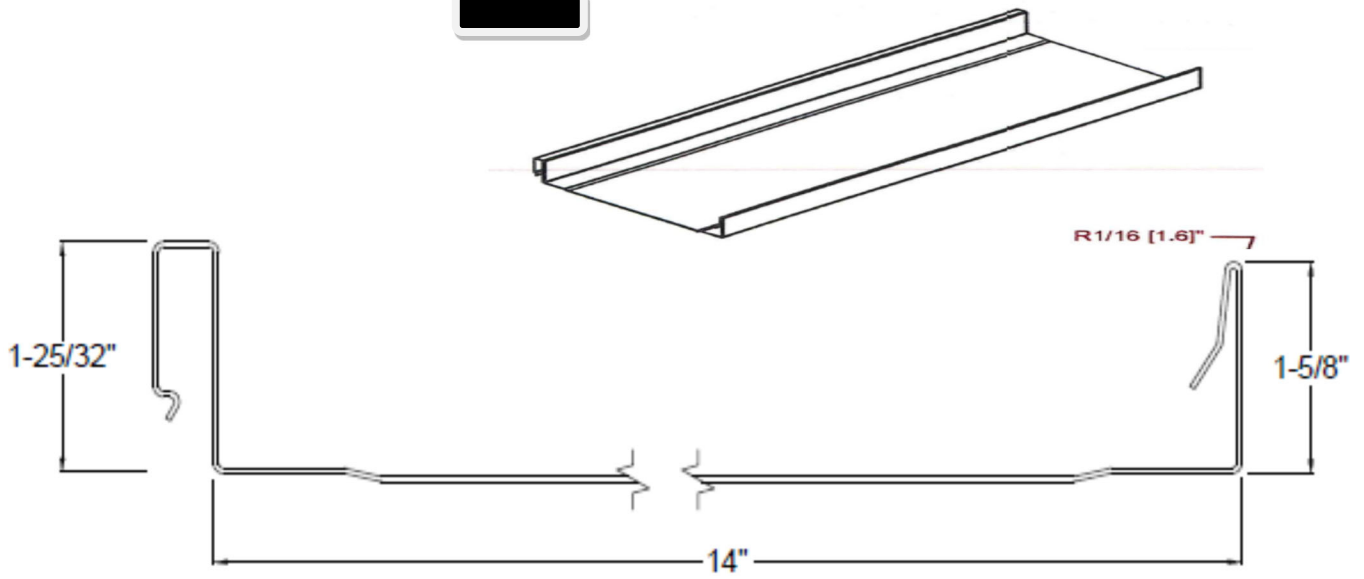
1. Fire classification is not part of this acceptance; refer to a current Approved Roofing Materials Directory for fire ratings of this product.
2. The maximum designed pressure listed herein shall be applicable to all roof pressure zones (i.e. field, perimeters, and corners). Neither rational analysis, nor extrapolation shall be permitted for enhanced fastening at enhanced pressure zones (i.e. perimeters, extended corners and corners).
3. Panels may be rolls formed in continuous lengths from eave to ridge. Maximum lengths shall be as described in Roofing Application Standard RAS 133.
4. All panels shall be permanently labeled with the manufacturer's name and/or logo, city, state, and the following statement: "Miami-Dade County Product Control Approved" **or** with the Miami-Dade County Product Control Seal as seen below. All clips shall be permanently labeled with the manufacturer's name and/or logo, and/or model.



5. All products listed herein shall have a quality assurance audit in accordance with the Florida Building Code and Rule **61G20-3** of the Florida Administrative Code.
6. Panel Manufacturing Location: Watkinsville, GA.



PROFILE DRAWINGS



END OF THIS ACCEPTANCE

