






























Office of the Tax Collector

Owner: Cam, Peter (TC)
 Department: Tax Collector

Perspective Name	Objective Name	Measure Name	Last Period Updated	Actual	Target		Actual FYTD	FYTD Goal	
Customer (SP)	Expand Access to County Government by Placing Information and Transactions on-line (Engagement)	Total Dollar Value of Tax Collector Web-enabled Transactions Completed Online Using the Online Services Portal 	2023	\$3,245,783,436	\$3,100,000,000		n/a	n/a	
		Support a customer-focused organization by providing convenient access to information and services, and by ensuring processes are easy to navigate	Total dollar value of mailed-in payments processed (dollars in billions)	2023 FY	\$1.203	\$1.300		\$1.203	\$1.300
		Total online auto tag registration renewals processed*	2023 FY	868,267	825,418		868,267	825,418	
		Total Auto Tag customer relations call-center calls received*	2023 FY	55,692	35,000		55,692	35,000	
Finance	Meet Budget Targets (TC) 	Revenue: Total (TC)	'23 FQ4	11,761	12,415		58,842	49,660	
		Positions: Full-time Filled (TC) 	'23 FQ4	178	190		178	190	
		Expenditure: Total (TC)	'23 FQ4	24,449	12,415		43,348	49,660	
	Tax Collector Distributions per Florida § 197.383 (Thrive305 #12)	Property Tax Distributions	Sep '23	1	1		15	14	
		Convention & Tourist Tax Distributions	Sep '23	1	1		12	12	
		Local Business Tax Distributions	Sep '23	1	1		12	12	
		Property Tax Installment Distributions	Sep '23	0	0		4	4	
		Bank Interest Distributions	Sep '23	0	0		4	4	
	Provide sound financial and risk management	Total dollar value of Auto Tag revenue collected countywide (dollars in millions)*	2023 FY	\$302	\$275		\$302	\$275	
		Total dollar value of mailed-in payments processed (dollars in billions)	2023 FY	\$1.203	\$1.300		\$1.203	\$1.300	

			Total dollar value of Local Business Tax collections (dollars in millions)	2023 FY	\$18.186	\$18.164		\$18.186	\$18.164		
			Total dollar value of Tax Collector online transactions (in billions)	2023 FY	\$3.466	\$2.972		\$3.466	\$2.972		
			Total dollar value of tax distributions (dollars in billions)*	2023 FY	\$7.782	\$7.281		\$7.782	\$7.281		
			Total dollar value of Tangible Personal Property tax collections via enforcement actions (dollars in millions)	2023 FY	\$10.259	\$9.366		\$10.259	\$9.366		
Internal	Use Technology and Alternative Methods to Improve Tax Collection Efficiency		Total Dollar Value of Tax Collector Web-enabled Transactions Completed Online Using the Online Services Portal		2023	\$3,245,783,436	\$3,100,000,000		n/a	n/a	
Learning and Growth	Promote employee development and leadership		Total percentage of Tax Collector employees that have completed Certified Florida Collector Assistant (CFCA) certification process		2023 FY	45%	45%		45%	45%	

[Edit Scorecard](#)

Key: - Initiative - Featured Objective

Initiatives for Measures

Initiatives for Measures

There is no data for the selected filter