













## Elections Department

The mission of the Elections Department is to ensure that elections are accurate, transparent, convenient, secure and accessible to all voters in Miami Dade County.

**Owner:**  
White,  
Christina  
(ELECTIONS)  
**Department:**  
Elections

Perspective Name	Objective Name	Measure Name	Last Period Updated		Actual	Target	Actual FYTD	FYTD Goal		
Customer	<b>Educate and engage existing and potential voters</b>	Number of outreach events to promote voter education	Jun '24		28	0	120	0		
		<b>Respond to all communications from customers in a timely manner</b>	Wait Time for Poll Workers Calling in for Election Day Assistance	Jun '24		:0 seconds	:60 seconds	:16 seconds	:60 seconds	
		Number of media requests fulfilled	Jun '24		28	2	239	18		
		Resolve Customer Inquiries by Phone Within 4 Minutes (Registration)	Jun '24		5 Min.	4 Min.	5 Min.	4 Min.		
		Number of public records requests completed	Jun '24		56	1	366	9		
	<b>Ensure municipal elections are conducted successfully</b>	Municipal Clerk satisfaction with the Elections Department's Conduct of their Election	Jun '24		No Data	95%	100%	95%		
	<b>Promote the convenience of voting to increase voter confidence in the electoral process</b>	Successful Public Testing of Voting Equipment for Scheduled Countywide Elections (Logic & Accuracy Test)	Jun '24		0%	100%	33%	100%		
		Percentage of Voters Who Renewed Their VBM Request	Jun '24		52%	n/a	45%	n/a		
	<b>Promote Vote-By-Mail voting</b>	Percentage of Voters Who Renewed Their VBM Request	Jun '24		52%	n/a	45%	n/a		
	<b>Ensure poll workers are qualified and properly trained</b>	Number of Newly Recruited Poll Workers	Jun '24		1,017	200	4,657	975		
		Number of Poll Workers Who Received Election Readiness Training	Jun '24		1,595	1,200	7,199	6,400		
	<b>Ensure timely coding of ballots for all Countywide, municipal and special elections</b>	Timely Coding of Ballots - Municipal Elections	Jun '24		No Data	5Days	1Days	4Days		
		Number of days to code ballots for all countywide elections	'24 FQ3		0Days	n/a	0Days	n/a		
	<b>Ensure timely tabulation and</b>	Number of Elections Where Results were	Apr '24		100	n/a	700	300		

	<p><b>availability of election results on Department website</b></p> <p><b>Ensure timely and accurate verification of candidate and initiate petitions in accordance with federal, state, and local laws</b></p>	Completely Reported and Published Online by Midnight						
		Total Number of Petitions Processed	'24 FQ3	 354 Petitions	15,000 Petitions	79,793 Petitions	45,000 Petitions	
		Percentage of initiative petition batches processed within 45 days	Jun '24	 8%	45%	9%	45%	
<b>Financial</b>	<b>Meet Budget Targets (Elections)</b>	Expen: Total (Elections)	'24 FQ3	 \$6,313K	\$11,610K	\$24,960K	\$34,830K	
		Revenue: Total (Elections)	'24 FQ3	 \$538K	\$11,610K	\$929K	\$34,830K	
		Positions: Full-Time Filled (Elections)	'24 FQ3	 120	134	120	134	
<b>Internal</b>	<b>Promote Elections employees development and leadership</b>	Number of employees who attended training	May '24	 15	2	107	16	

[Edit Scorecard](#)

Key:  - Initiative  - Featured Objective

## Initiatives for Scorecard

There is no data for the selected filter