































Regulatory and Economic Resources (RER) Department

Mission: Improve and protect our quality of life and our natural resources, by enhancing the community's resilience through visionary planning, land development, regulatory and environmental policies and operations, and economic growth. Vision: A safe, well-planned, and resilient built environment that protects our natural resources and provides economic opportunities for all residents.

Owner: Gomez, Lourdes (RER); Hurtado, Amalia (RER)
Department: Regulatory and Economic Resources

Perspective Name	Objective Name	Measure Name	Last Period Updated		Actual	Target	Actual FYTD	FYTD Goal	
Customer	Protect and Restore Environmental Resources (Natural Areas and Green Spaces)	Number of purchase offers for environmentally endangered lands made to land owners	'24 FQ2		18	2	20	4	
		Acres of environmentally endangered lands acquired (RFRO)	'24 FQ3		0	n/a	5	n/a	
		Number of trees distributed through the Adopt-a-Tree Program (RFRO)	Aug '24		0	0	4,500	4,500	
		Percent of wetland areas reviewed annually for unauthorized impacts (RFRO)	2023 FY		50%	50%	50%	50%	
		Number of Trees Planted (RFRO)	2023 FY		10,525	10,400	10,525	10,400	
	Protect and Restore Environmental Resources (Coastal)	Cumulative acres of restored or enhanced coastal habitat	2022 FY		617	600	617	600	
		Protect and Restore Environmental Resources (Air Quality)	% of County air quality permits issued within 8 days (RFRO)	Jul '24		99%	85%	86%	85%
	% of state air quality permits issued within 60 days (RFRO)		Jul '24		100%	100%	97%	100%	
	% of days that are "good" or "moderate" air quality		Jul '24		100%	98%	99%	98%	
	Protect and Restore Environmental Resources (Water and Well-fields)	% of sanitary nuisance complaints receiving inspection within 24 hours (RER) (RFRO)	Jun '24		96%	92%	85%	92%	
		Percentage of Resource Protection Permit applications reviewed within 30 days (Class I - VI Permits) (RFRO)	Jul '24		95%	95%	97%	95%	
		Biscayne Bay surface water quality: percent of samples for bacterial indicator of sewage in compliance with State standard (RFRO)	'24 FQ1		96%	95%	96%	95%	
		Miami River surface water quality: percent of samples for bacterial indicator of sewage in	'23 FQ2		93%	95%	95%	95%	

	compliance with State standard							
	% of high priority inspections completed	Jun '24		31%	100%	41%	100%	
	Density (# of sites/sq. mi.) of contaminated sites countywide (excluding wellfield areas) - Annual	2023 FY		7.33	7.50	7.33	7.50	
	Density (# of sites/sq. mi.) of contaminated sites in wellfields	2023 FY		1.09	1.20	1.09	1.20	
	% of Industrial Waste Pre-Treatment Inspections completed on-time	Jun '24		57	90	81	90	
Protect and Restore Environmental Resources (Enforcement)	Percent of contaminated site rehabilitation documents reviewed within the required timeframe (RFRO)	Jun '24		90%	90%	89%	90%	
	% of General Complaint Responded within 48 hours (RFRO)	Jun '24		97%	90%	92%	90%	
	Conduct annual quality assurance audits of manufacturers and testing labs (NU4-3)	'24 FQ3		106.42%	100.00%	94.18%	100.00%	
Responsive Building Permit and Enforcement (NI1-2, 4-1, 4-2; GG2-2)(RER BP)	Perform review of code official Certification Applications in 10 days (ED4)	'24 FQ3		100%	100%	100%	100%	
	% of residential plans reviewed within 20 days	Jun '24		100.00%	100.00%	98.85%	100.00%	
	% of commercial plans reviewed within 24 days	Jun '24		100.00%	100.00%	99.03%	100.00%	
	Perform technical review of Product Control Applications in 30 days (ED4)	'24 FQ3		61.04%	100.00%	68.05%	100.00%	
	Average number of calendar days a commercial permit application is under review (RFRO)	Jun '24		25	21	23	21	
	Average number of calendar days a residential permit application is under review (RFRO)	Jun '24		15	9	14	9	
	% of Certificate of Use Applications reviewed within 5 days	Jun '24		79	95	701	855	
	% of Field Inspection Rejected (RFRO)	Jun '24		18	20	18	20	
	Total Number of Building Permits Issued	Jun '24		4,650	n/a	43,065	n/a	

Promote the efficient and best use of land

% of Countywide employment in the urban centers rapid transit zones and along the SMART corridors	2023 FY		45%	47%	n/a	n/a		
% of Countywide housing units in the urban centers rapid transit zones and along the SMART corridors	2023 FY		53%	40%	53%	40%		
Development activity within the SMART corridors: Residential (units)	2023 FY		5,772	6,500	5,772	6,500		
Development activity within the SMART corridors: Commercial (square footage)	2023 FY		4,454,117	1,065,000	4,454,117	1,065,000		
Development activity within the SMART corridors: Industrial (square footage)	2023 FY		650,208	780,000	650,208	780,000		
Responsive Building Code Administration Services (NI1-2) (RER BP)								
% of contractor license applications reviewed within 10 days (RFRO)	'24 FQ3		100%	100%	100%	100%		
Total Number of Recertified Building Structures	Jun '24		102	n/a	735	n/a		
Improve Neighborhood Code Compliance (NI1-2) (RER BP)								
Total Liens Recorded	Jun '24		282	225	2,480	2,025		
Average Days from Junk/Trash/Overgrowth Complaint to First Inspection (RFRO)	Jul '24		3	3	3	3		
Average Calendar Days from Zoning Complaint to First Inspection-Chapter 33 (RFRO)	Jul '24		3	3	4	3		
% of Voluntary Compliance with Warning Letters Issued (RFRO)	Jul '24		54%	65%	59%	65%		
Average Calendar Days from Exterior Property Maintenance Complaint to First Inspection-Chapter 19	Jul '24		3	3	3	3		
Responsive Zoning/Development Services (NI1-1, 4-2) (RER BP)								
Percentage of Zoning application reviews completed within deadlines	'24 FQ2		61%	80%	62%	80%		
Provide Stewardship to the Planning and CDMP Processes (NI1-1; GG1-1) (RER BP)								
Number of CDMP application reviews completed within deadline	'23 FQ4		2	3	8	12		
Increase the Amount of Film and Television Production in Miami-Dade County								
Filming Permits Issued	'24 FQ3		153	195	362	585		
Film Industry Jobs created (RFRO)	2023 FY		11,935	11,000	11,935	11,000		
Dollars Spent Locally through Film Activity	2023 FY		123,905,733	120,000,000	123,905,733	120,000,000		
Secure Regulated Businesses								
CPD Licenses issued per month	Jul '24		1,050	350	9,857	3,500		

	Satisfaction and Trust (Consumer Protection)								
	Resolve Disputes between Consumers and Businesses	Customer satisfaction from consumers that file complaints against businesses	Jul '24		4.40	4.00	4.31	4.00	
		Value of Goods Refunds and/or Service Recovered for Consumers (RFRO)	Jul '24		\$67,226	\$66,666	\$548,658	\$666,660	
Financial	Meet Budget Targets (RER)	Revenue: Total (RER)	'24 FQ3		\$56,219K	\$135,335K	\$484,213K	\$406,001K	
		Expen: Total (RER)	'24 FQ3		\$45,741K	\$135,335K	\$148,476K	\$406,001K	
		Positions: Full-time Filled (RER)	'24 FQ3		1,063	1,230	1,063	1,230	
Internal	Prevent unsafe work practices	% of employees satisfied with safety training	'23 FQ3		100%	85%	100%	85%	
		% of employees satisfied with OSHA (HAZWOPER) required training	'23 FQ3		100%	85%	100%	85%	
Sustainability	Support Sustainability and Climate Change Adaptation and Mitigation (GG4-4, NI1-1)	Number of Activities Implemented to Decrease County-wide Energy Consumption (RFRO)	2023 FY		109	87	109	87	
		Number of Adaptation/Resiliency Activities in Progress or Completed (RFRO)	2023 FY		16	15	16	15	

[Edit Scorecard](#)

Key: - Initiative - Featured Objective

Initiatives for Objectives

Objective Name	Initiative	As Of	Status	Budget	Timing	Owners
Increase Efficiency and Best Practices (GG4)	Upgrade existing software used for Stormwater Utility billing and implement a self-service portal for customer to receive electronic bills and make payments online.	7/9/2024	Complete			Oliva, Arianne (RER)
	Refresh hardware and technology for Enforcement and Inspection field staff.	1/28/2022	In Progress			Oliva, Arianne (RER)
	Establish and implement the Platting processes into the existing Land Development system and provide online submittal and tracking.	1/31/2022	In Progress			Collazo, Vanessa (RER); Silva, Eric (RER); Hurtado, Amalia (RER)

Initiatives for Scorecard

There is no data for the selected filter