
















As Of <= 09/30/2024

## Homeless Trust

The Miami-Dade County Homeless Trust (the "Trust") exists to increase the availability of housing and services to the homeless of our community, and to reduce the number of on-the-street homeless persons, through the development and implementation of Homeless Trust Board policies and the local continuum of care plan, the identification of new resources, the efficient administration and coordination of existing resources, and the monitoring of programs.

**Owner:** Mallette, Victoria (HT)

**Department:** Homeless Trust

Perspective Name	Objective Name	Measure Name	Last Period Updated		Actual	Target	Actual FYTD	FYTD Goal	
Customer	Eliminate homelessness in Miami-Dade County (HT)	Percentage of persons who access permanent housing upon exiting a homeless program 	2023 FY		58%	58%	58%	58%	
		Total number of homeless persons	2024 FY		3,800	3,500	3,800	3,500	
		Percentage of persons who return to homelessness within 2 years	2023 FY		20%	24%	20%	24%	
		Average number of days persons remain homeless	2023 FY		157	138	n/a	n/a	
		Percentage of persons who achieve an increase in income upon exiting a homeless program	2023 FY		36%	36%	36%	36%	
Financial	Meet Budget Targets (Homeless Trust)	Expen: Total (Homeless Trust)	'24 FQ4		\$21,455K	\$31,741K	\$76,268K	\$126,971K	
		Revenue: Total (Homeless Trust)	'24 FQ4		\$28,027K	\$31,741K	\$139,647K	\$126,971K	
		Positions: Full-Time Filled (HT)	'24 FQ4		24	26	91	n/a	

[Edit Scorecard](#)

Back to Start

**Key:**  - Initiative  - Featured Objective

### Initiatives for Scorecard

There is no data for the selected filter

PK\_ID 00000000-0000-0000-0000-000000000495

Name contains any Homeless Trust