

Regulatory and Economic Resources (RER) Department

Mission: Improve and protect our quality of life and our natural resources, by enhancing the community's resilience through visionary planning, land development, regulatory and environmental policies and operations, and economic growth. Vision: A safe, well-planned, and resilient built environment that protects our natural resources and provides economic opportunities for all residents.

Owner: Gomez, Lourdes (RER); Hurtado, Amalia (RER)
Department: Regulatory and Economic Resources

Perspective Name	Objective Name	Measure Name	Last Period Updated		Actual	Target	Actual FYTD	FYTD Goal		
Customer	Protect and Restore Environmental Resources (Natural Areas and Green Spaces)	Number of purchase offers for environmentally endangered lands made to land owners	'24 FQ2		18	2	20	4		
		Acres of environmentally endangered lands acquired (RFRO)	'24 FQ3		0	n/a	5	n/a		
		Number of trees distributed through the Adopt-a-Tree Program (RFRO)	Sep '24		0	2,500	4,500	7,000		
		Percent of wetland areas reviewed annually for unauthorized impacts (RFRO)	2023 FY		50%	50%	50%	50%		
		Number of Trees Planted (RFRO)	2023 FY		10,525	10,400	10,525	10,400		
	Protect and Restore Environmental Resources (Coastal)	Cumulative acres of restored or enhanced coastal habitat	2022 FY		617	600	617	600		
		Protect and Restore Environmental Resources (Air Quality)	% of County air quality permits issued within 8 days (RFRO)	Sep '24		87%	85%	87%	85%	
	% of state air quality permits issued within 60 days (RFRO)		Sep '24		100%	100%	97%	100%		
	% of days that are "good" or "moderate" air quality		Sep '24		100%	98%	99%	98%		
	Protect and Restore Environmental Resources (Water and Well-fields)	% of sanitary nuisance complaints receiving inspection within 24 hours (RER) (RFRO)	Sep '24		100%	92%	87%	92%		
		Percentage of Resource Protection Permit applications reviewed within 30 days (Class I - VI Permits) (RFRO)	Aug '24		94%	95%	97%	95%		
		Biscayne Bay surface water quality: percent of samples for bacterial indicator of sewage in compliance with State standard (RFRO)	'24 FQ1		96%	95%	96%	95%		
		Miami River surface water quality: percent of samples for bacterial indicator of sewage in compliance with State standard	'23 FQ2		93%	95%	95%	95%		
		% of high priority inspections completed	Sep '24		27%	100%	38%	100%		
		Density (# of sites/sq. mi.) of contaminated sites countywide (excluding wellfield areas) - Annual	2023 FY		7.33	7.50	7.33	7.50		
		Density (# of sites/sq. mi.) of contaminated sites in wellfields	2023 FY		1.09	1.20	1.09	1.20		
		% of Industrial Waste Pre-Treatment Inspections completed on-time	Sep '24		104	90	87	90		
		Protect and Restore Environmental Resources (Enforcement)	Percent of contaminated site rehabilitation documents reviewed within the required timeframe (RFRO)	Sep '24		92%	90%	90%	90%	
			% of General Complaint Responded within 48 hours (RFRO)	Aug '24		96%	90%	93%	90%	
	Responsive Building Permit and Enforcement Services (NI1-2, 4-1, 4-2; GG2-2)(RER BP)	Percentage of annual quality assurance audits of manufacturers and testing labs (NU4-3)	'24 FQ4		87.15%	100.00%	92.43%	100.00%		
		Percentage of code official Certification Applications reviewed in 10 days (ED4)	'24 FQ4		100%	100%	100%	100%		
		% of residential plans reviewed within 20 days	Aug '24		100.00%	100.00%	99.06%	100.00%		
		% of commercial plans reviewed within 24 days	Aug '24		100.00%	100.00%	99.21%	100.00%		
		Percentage of technical review of Product Control Applications in 30 days (ED4)	'24 FQ4		59.14%	100.00%	65.82%	100.00%		
		Average number of calendar days a commercial permit application is under review (RFRO)	Sep '24		19	21	23	21		





Perspective Name	Objective Name	Measure Name	Last Period Updated		Actual	Target	Actual FYTD	FYTD Goal		
Customer	Responsive Building Permit and Enforcement Services (NI1-2, 4-1, 4-2; GG2-2)(RER BP)	Average number of calendar days a residential permit application is under review (RFRO)	Sep '24		13	9	13	9		
		% of Certificate of Use Applications reviewed within 5 days	Sep '24		72	95	914	1,140		
		% of Field Inspection Rejected (RFRO)	Aug '24		18	20	18	20		
	Promote the efficient and best use of land	Total Number of Building Permits Issued	Jun '24		4,650	n/a	43,065	n/a		
		% of Countywide employment in the urban centers rapid transit zones and along the SMART corridors	2023 FY		45%	47%	n/a	n/a		
		% of Countywide housing units in the urban centers rapid transit zones and along the SMART corridors	2023 FY		53%	40%	53%	40%		
		Development activity within the SMART corridors: Residential (units)	2023 FY		5,772	6,500	5,772	6,500		
		Development activity within the SMART corridors: Commercial (square footage)	2023 FY		4,454,117	1,065,000	4,454,117	1,065,000		
		Development activity within the SMART corridors: Industrial (square footage)	2023 FY		650,208	780,000	650,208	780,000		
		% of contractor license applications reviewed within 10 days (RFRO)	'24 FQ4		100%	100%	100%	100%		
	Responsive Building Code Administration Services (NI1-2)(RER BP)	Total Number of Recertified Building Structures	Sep '24		135	n/a	1,163	n/a		
		Total Liens Recorded	Aug '24		204	225	3,094	2,475		
	Improve Neighborhood Code Compliance (NI1-2)(RER BP)	Average Days from Junk/Trash/Overgrowth Complaint to First Inspection (RFRO)	Jul '24		3	3	3	3		
		Average Calendar Days from Zoning Complaint to First Inspection-Chapter 33 (RFRO)	Jul '24		3	3	4	3		
		% of Voluntary Compliance with Warning Letters Issued (RFRO)	Jul '24		54%	65%	59%	65%		
		Average Calendar Days from Exterior Property Maintenance Complaint to First Inspection-Chapter 19	Jul '24		3	3	3	3		
		Percentage of Zoning application reviews completed within deadlines	'24 FQ4		45%	80%	58%	80%		
	Provide Stewardship to the Planning and CDMP Processes (NI1-1; GG1-1) (RER BP)	Number of CDMP application reviews completed within deadline	'24 FQ4		2	3	8	12		
		Filming Permits Issued	'24 FQ4		115	195	477	780		
	Increase the Amount of Film and Television Production in Miami-Dade County	Film Industry Jobs created (RFRO)	2024 FY		13,556	11,000	13,556	11,000		
		Dollars Spent Locally through Film Activity	2024 FY		213,509,993	120,000,000	213,509,993	120,000,000		
	Secure Regulated Businesses Satisfaction and Trust (Consumer Protection)	CPD Licenses issued per month	Jul '24		1,050	350	9,857	3,500		
		Customer satisfaction from consumers that file complaints against businesses	Jul '24		4.40	4.00	4.31	4.00		
		Value of Goods Refunds and/or Service Recovered for Consumers (RFRO)	Jul '24		\$67,226	\$66,666	\$548,658	\$666,660		
	Financial	Meet Budget Targets (RER)	Revenue: Total (RER)	'24 FQ4		\$88,202K	\$135,334K	\$572,415K	\$541,335K	
			Expen: Total (RER)	'24 FQ4		\$106,672K	\$135,334K	\$255,148K	\$541,335K	
			Positions: Full-time Filled (RER)	'24 FQ4		1,072	1,230	1,072	1,230	
Internal	Prevent unsafe work practices	% of employees satisfied with safety training	'23 FQ3		100%	85%	100%	85%		
		% of employees satisfied with OSHA (HAZWOPER) required training	'23 FQ3		100%	85%	100%	85%		
Sustainability	Support Sustainability and Climate Change Adaptation and Mitigation (GG4-4, NI1-1)	Number of Activities Implemented to Decrease County-wide Energy Consumption (RFRO)	2023 FY		109	87	109	87		
		Number of Adaptation/Resiliency Activities in Progress or Completed (RFRO)	2023 FY		16	15	16	15		

[Edit Scorecard](#)

[Back to Start](#)

Key:  - Initiative  - Featured Objective

Initiatives for Objectives

Objective Name	Initiative	As Of	Status	Budget	Timing	Owners
Increase Efficiency and Best Practices (GG4)	Upgrade existing software used for Stormwater Utility billing and implement a self-service portal for customer to receive electronic bills and make payments online.	7/9/2024	Complete			Oliva, Arianne (RER)
	Refresh hardware and technology for Enforcement and Inspection field staff.	1/28/2022	In Progress			Oliva, Arianne (RER)
	Establish and implement the Platting processes into the existing Land Development system and provide online submittal and tracking.	1/31/2022	In Progress			Collazo, Vanessa (RER); Silva, Eric (RER); Hurtado, Amalia (RER)

Initiatives for Scorecard

There is no data for the selected filter

PK_ID 00000000-0000-0000-0000-000000001396

Name contains any Regulatory and Economic Resources (RER) Department