

FY 2024-25 Proposed Budget and Multi-Year Capital Plan

Regulatory and Economic Resources

The mission of the Department of Regulatory and Economic Resources (RER) is to enable sustainable economic development through smart regulatory, planning and resiliency strategies and business expansion initiatives. In fulfilling this mission, RER strives to provide efficient regulatory, planning and economic development services and pursue resilience to ensure the overall health of the community now and in the future. RER provides a broad portfolio of services to support its mission.

RER performs activities that are related to the Neighborhood and Infrastructure, the Economic Development, and General Government strategic areas. As part of the Neighborhood and Infrastructure strategic area, RER provides contractor licensing enforcement, construction products evaluation, training, education and certification of building code enforcement personnel countywide; reviews zoning and land platting applications, issues building permits and performs inspections to verify compliance with the applicable construction codes and regulations; investigates complaints, enforces the correction of building code violations related to new and existing buildings, enforces local regulations related to unsafe buildings and structures and provides neighborhood code compliance services. The Department oversees protection of our air, water and soil resources, including protection of the Biscayne Aquifer, our sole source of drinking water; responds to complaints regarding pollution; oversees clean-up of contaminated soil; protects, restores and enhances natural areas and monitors environmental resources; manages beach renourishment; and acquires and protects environmentally endangered lands. RER prepares zoning recommendations, coordinates all concurrency management activities, reviews development plans for compliance with zoning regulations, issues certificates of use, administers impact fee collections and provides technical support at zoning meetings of the Board of County Commissioners (BCC) and Community Zoning Appeals Boards. The Department administers state laws, local ordinances, and policies pertaining to the collection and distribution of Local Business, and Convention and Tourist Development; administers and enforces growth management through the Comprehensive Development Master Plan (CDMP) and the Historic Preservation ordinance. Finally, the Department is responsible for proactively engaging all County departments, as well as other jurisdictions and stakeholders, to plan and execute strategies to address the most pressing threats to the resiliency of Miami-Dade County.

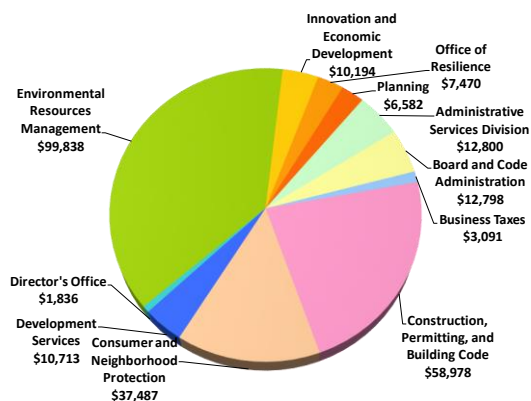
As part of the Economic Development strategic area, RER promotes film and television related industries; promotes economic growth through administration of local economic development programs including the Qualified Target Industry (QTI) and the Targeted Jobs Incentive Fund (TJIF) programs and enforces consumer laws and licensing requirements that protect purchasers of goods and services. Other functions include coordinating international trade activities and coordination with the County's agricultural industry.

RER works closely with the building and development industry; local, state and federal environmental regulatory agencies; and other County departments with which close coordination is required, including Fire Rescue, Transportation and Public Works and Water and Sewer.

FY 2024-25 Proposed Operating Budget

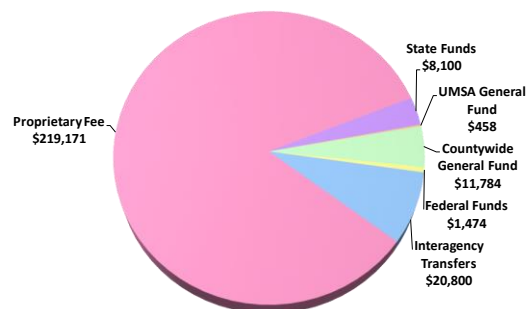
Expenditures by Activity

(dollars in thousands)



Revenues by Source

(dollars in thousands)



FY 2024-25 Proposed Budget and Multi-Year Capital Plan

TABLE OF ORGANIZATION

OFFICE OF THE DIRECTOR Provides overall direction for departmental operations; oversees all departmental communication and intergovernmental activity <table style="margin-left: auto; margin-right: auto;"> <tr> <td style="text-align: center;"><u>FY 23-24</u> 9</td> <td style="text-align: center;"><u>FY 24-25</u> 11</td> </tr> </table>		<u>FY 23-24</u> 9	<u>FY 24-25</u> 11		
<u>FY 23-24</u> 9	<u>FY 24-25</u> 11				
ADMINISTRATIVE SERVICES DIVISION Provides finance, budgeting, billing and collection, human resources, procurement, and asset management services; provides information technology shared services, business plan development, performance management reporting and departmental safety coordination <table style="margin-left: auto; margin-right: auto;"> <tr> <td style="text-align: center;"><u>FY 23-24</u> 84</td> <td style="text-align: center;"><u>FY 24-25</u> 84</td> </tr> </table>	<u>FY 23-24</u> 84	<u>FY 24-25</u> 84	INNOVATION AND ECONOMIC DEVELOPMENT Coordinates economic development activities; coordinates film activities and permitting; and coordinates activities related to the agricultural industry <table style="margin-left: auto; margin-right: auto;"> <tr> <td style="text-align: center;"><u>FY 23-24</u> 15</td> <td style="text-align: center;"><u>FY 24-25</u> 17</td> </tr> </table>	<u>FY 23-24</u> 15	<u>FY 24-25</u> 17
<u>FY 23-24</u> 84	<u>FY 24-25</u> 84				
<u>FY 23-24</u> 15	<u>FY 24-25</u> 17				
CONSUMER AND NEIGHBORHOOD PROTECTION Manages and enforces local contractor licensing in accordance with Chapter 10 of the County Code; ensures compliance with the Florida Building Code and other applicable regulations, including unsafe structures violations, through enforcement activities; and provides residential and commercial zoning enforcement <table style="margin-left: auto; margin-right: auto;"> <tr> <td style="text-align: center;"><u>FY 23-24</u> 198</td> <td style="text-align: center;"><u>FY 24-25</u> 239</td> </tr> </table>	<u>FY 23-24</u> 198	<u>FY 24-25</u> 239	ENVIRONMENTAL RESOURCES MANAGEMENT Conducts environmental resources permitting, monitoring, and restoration; facilitates contaminated site remediation to ensure that environmental laws are followed; regulates sources of pollution and monitors air quality; regulates water supply protection; administers the Stormwater Utility and flood control programs <table style="margin-left: auto; margin-right: auto;"> <tr> <td style="text-align: center;"><u>FY 23-24</u> 469</td> <td style="text-align: center;"><u>FY 24-25</u> 481</td> </tr> </table>	<u>FY 23-24</u> 469	<u>FY 24-25</u> 481
<u>FY 23-24</u> 198	<u>FY 24-25</u> 239				
<u>FY 23-24</u> 469	<u>FY 24-25</u> 481				
DEVELOPMENT SERVICES Reviews and processes all zoning applications seeking re-zoning or other relief from zoning code regulations; reviews application requests to subdivide land in preparation for development including traffic concurrency reservations; and maintains zoning data for properties in unincorporated Miami-Dade County <table style="margin-left: auto; margin-right: auto;"> <tr> <td style="text-align: center;"><u>FY 23-24</u> 50</td> <td style="text-align: center;"><u>FY 24-25</u> 50</td> </tr> </table>	<u>FY 23-24</u> 50	<u>FY 24-25</u> 50	OFFICE OF RESILIENCE Assesses and prioritizes the greatest challenges to Miami-Dade County's resilience and long-term sustainability; develops a comprehensive and cohesive resilience plan; coordinates activities related to Biscayne Bay <table style="margin-left: auto; margin-right: auto;"> <tr> <td style="text-align: center;"><u>FY 23-24</u> 25</td> <td style="text-align: center;"><u>FY 24-25</u> 27</td> </tr> </table>	<u>FY 23-24</u> 25	<u>FY 24-25</u> 27
<u>FY 23-24</u> 50	<u>FY 24-25</u> 50				
<u>FY 23-24</u> 25	<u>FY 24-25</u> 27				
PLANNING Manages and administers the CDMP; prepares population projections and economic, demographic and growth analyses; administers incentive programs <table style="margin-left: auto; margin-right: auto;"> <tr> <td style="text-align: center;"><u>FY 23-24</u> 29</td> <td style="text-align: center;"><u>FY 24-25</u> 36</td> </tr> </table>	<u>FY 23-24</u> 29	<u>FY 24-25</u> 36	CONSTRUCTION, PERMITTING AND BUILDING CODE Ensures compliance with the Florida Building Code and unsafe structures and other applicable regulations through review of plans and inspection of construction; processes Certificates of Occupancy, Completion and Use; assesses impact fees <table style="margin-left: auto; margin-right: auto;"> <tr> <td style="text-align: center;"><u>FY 23-24</u> 270</td> <td style="text-align: center;"><u>FY 24-25</u> 281</td> </tr> </table>	<u>FY 23-24</u> 270	<u>FY 24-25</u> 281
<u>FY 23-24</u> 29	<u>FY 24-25</u> 36				
<u>FY 23-24</u> 270	<u>FY 24-25</u> 281				
OFFICE OF CONSUMER PROTECTION Regulates various industries to protect the consumer <table style="margin-left: auto; margin-right: auto;"> <tr> <td style="text-align: center;"><u>FY 23-24</u> 35</td> <td style="text-align: center;"><u>FY 24-25</u> 0</td> </tr> </table>	<u>FY 23-24</u> 35	<u>FY 24-25</u> 0	BOARDS AND CODE ADMINISTRATION Administers the Board of Rules and Appeals and its committees and the Unsafe Structures and Construction Trades Qualifying Boards, and processes product approvals, training and certification <table style="margin-left: auto; margin-right: auto;"> <tr> <td style="text-align: center;"><u>FY 23-24</u> 46</td> <td style="text-align: center;"><u>FY 24-25</u> 45</td> </tr> </table>	<u>FY 23-24</u> 46	<u>FY 24-25</u> 45
<u>FY 23-24</u> 35	<u>FY 24-25</u> 0				
<u>FY 23-24</u> 46	<u>FY 24-25</u> 45				
BUSINESS TAXES Administers state laws, local ordinances, and policies pertaining to the collection and distribution of Local Business, and Convention and Tourist Development Taxes <table style="margin-left: auto; margin-right: auto;"> <tr> <td style="text-align: center;"><u>FY 23-24</u> 0</td> <td style="text-align: center;"><u>FY 24-25</u> 22</td> </tr> </table>	<u>FY 23-24</u> 0	<u>FY 24-25</u> 22			
<u>FY 23-24</u> 0	<u>FY 24-25</u> 22				

The FY 2024-25 total number of full-time equivalent positions is 1,297.50

FY 2024-25 Proposed Budget and Multi-Year Capital Plan

DIVISION: DIRECTOR'S OFFICE

The Office of the Director is responsible for overseeing policies and procedures; coordinating intergovernmental and communications activities; providing long-term vision and overall direction and coordination for all divisions; and representing the interests of the Department at the local, national and international levels.

- Develops departmental strategy and policy
- Directs and coordinates daily departmental operations, as well as capital and programmatic initiatives
- Coordinates Board of County Commissioners agenda items
- Oversees the day-to-day management of the operational divisions
- Works closely with County residents, stakeholders and elected leaders to receive feedback, develop partnerships and improve service delivery

DIVISION COMMENTS

- **During FY 2023-24, one Assistant to the Chief position was added for additional support and oversight of the Department and its portfolio and will be cost shared with other supported departments**
- During FY 2023-24, one Electronic Document Technician position was transferred from the Environmental Resources Management Division and reclassified to a Senior Executive Assistant

DIVISION: ADMINISTRATIVE SERVICES DIVISION

The Administrative Services Division provides coordination of departmental personnel, finance, budget, planning, procurement, information systems and customer service functions.

- Administers and provides fiscal and budgetary support to departmental operations including purchasing, reporting, accounts payable/receivable and grant monitoring
- Administers and provides human resources support to departmental operations
- Administers and provides business process and improvement support to departmental operations for the benefit of external and internal customers
- Coordinates the departmental business plan and performance management reports

DIVISION COMMENTS

- The FY 2024-25 Proposed Budget includes payments totaling \$437,000 for services provided by the Internal Compliance department (\$289,000), Human Resources (\$138,000), and the Clerk of the Courts and Comptroller (\$10,000) for Purchasing Card Industry (PCI) compliance

FY 2024-25 Proposed Budget and Multi-Year Capital Plan

DIVISION: CONSUMER AND NEIGHBORHOOD PROTECTION

The Consumer and Neighborhood Protection Division administers code compliance efforts related to the Florida Building Code (FBC) and applicable Miami-Dade County Codes, including construction work conducted without a permit, unsafe structures violations, and neighborhood code violations, including zoning and owners' maintenance violations. Additionally, the Division performs licensing regulation, enforcement and educational activities.

- Oversees nuisance abatement, zoning violations and other maintenance regulations
- Processes violations of the FBC, Chapters 8 and 10 of the County Code and unsafe structures regulations; directs all enforcement activities
- Provides residential and commercial code enforcement to enhance the safety and aesthetics of the community through residential outreach and promotion of voluntary compliance
- Licenses and regulates the locksmith, towing and vehicle immobilization, motor vehicle repair, household moving, motor vehicle title loan, pain management, water re-metering and personal injury protection medical providers; administers the community association; and domestic partnership registries
- Operates a Consumer Mediation Center that receives and processes consumer complaints, mediates disputes between consumers and businesses and administers the Wage Theft Program to promote economic security for Miami-Dade County residents
- Provides consumer education and promotes awareness through a wide range of programs including small claims court clinics, consumer services and rights awareness training and topical presentations on consumer scams and frauds

Strategic Plan Objectives

- NI1-2: Ensure buildings are sustainable, safe, and resilient

Departmental Objectives	Performance Measures	Measure Type	Good Direction	FY 21-22	FY 22-23	FY 23-24	FY 23-24	FY 24-25
				Actual	Actual	Budget	Projection	Target
Improve Neighborhood Code Compliance	Percent of voluntary compliance with warning letters issued	EF	↑	59%	59%	65%	65%	65%

Strategic Plan Objectives

- NI1-4: Protect the community from public nuisances and events that threaten public health

Departmental Objectives	Performance Measures	Measure Type	Good Direction	FY 21-22	FY 22-23	FY 23-24	FY 23-24	FY 24-25
				Actual	Actual	Budget	Projection	Target
Improve Neighborhood Code Compliance	Average days from junk / trash / overgrowth complaint to first inspection	EF	↓	3	2	3	3	3

DIVISION COMMENTS

- As part of a departmental reorganization, the FY 2024-25 Proposed Budget includes the merger of the Office of Consumer Protection (36 positions) and the Code Compliance Division (203 positions) into the newly created Consumer and Neighborhood Protection Division (239 positions)

FY 2024-25 Proposed Budget and Multi-Year Capital Plan



During FY 2023-24, four RER Contractor Licensing Investigator 1 positions were added to enhance construction contractor enforcement activities to ensure building code compliance and safety; in addition, one RER Contractor Licensing Investigator 2 position was added to ensure strategic alignment of field activities and provide necessary support to field staff (\$448,000 funded from fines and fees)

- During FY 2023-24, one Special Projects Administrator 1 position was added to support the registration of community associations that is required through the enactment of Ordinance No. 22-23 (\$100,000 funded from fines and fees)
- The FY 2024-25 Proposed Budget includes support from the County Attorney's Office for legal services as it relates to building and neighborhood compliance and other regulatory functions; this additional support includes two dedicated County Attorneys and two support staff positions (\$678,000 funded from fines and fees)



The FY 2024-25 Proposed Budget includes continued funding (\$500,000) for demolishing unsafe structures that create safety, physical and potential health threats; funding is also provided (\$10,000) for the removal of abandoned vehicles from public and private properties and to secure abandoned buildings that engender unsafe environments (\$200,000)

DIVISION: DEVELOPMENT SERVICES

The Development Services Division maintains zoning data and implements the zoning code, including the permitted uses, for properties in unincorporated Miami-Dade County.

- Prepares community-based development plans and implementing ordinances
- Provides support to various boards and committees including the Development Impact Committee (DIC) Executive Council, Community Zoning Appeals Board and the Board of County Commissioners
- Provides technical assistance to developers and the public
- Reviews and evaluates zoning public hearing applications and land platting

Strategic Plan Objectives

- NI1-1: Promote livable and beautiful neighborhoods

Departmental Objectives	Performance Measures	Measure Type	Good Direction	FY 21-22	FY 22-23	FY 23-24	FY 23-24	FY 24-25
				Actual	Actual	Budget	Projection	Target
Responsive Zoning/Development Services	Percentage of Zoning application reviews completed within deadlines	EF	↑	70%	67.5%	90%	90%	90%

DIVISION: PLANNING

The Planning Division provides policies for sound growth management, historic preservation, urban planning and transportation development through the CDMP and related activities.

- Administers and implements the County's CDMP and its policies
- Administers the Concurrency Management Program, Agricultural Practices Board and Historic Preservation Board
- Conducts demographic, economic and geographic research
- Conducts economic analysis to assist the administration and the BCC in evaluating policy options and administers state and local economic incentives, including the QTI and County TJIF
- Conducts long and short-range planning activities relating to the social, economic and physical development and growth management of the County
- Conducts studies promoting smart growth
- Coordinates countywide historic preservation activities and implements the requirements of Miami-Dade County's Historic Preservation ordinance
- Provides support to County departments, the Board of County Commissioners, advisory committees and boards, and outside local agencies and governments

FY 2024-25 Proposed Budget and Multi-Year Capital Plan

Strategic Plan Objectives								
<ul style="list-style-type: none"> NI1-3: Promote the efficient and best use of land 								
Departmental Objectives	Performance Measures	Measure Type	Good Direction	FY 21-22	FY 22-23	FY 23-24	FY 23-24	FY 24-25
				Actual	Actual	Budget	Projection	Target
Promote the efficient and best use of land	Percent of Countywide employment in the urban centers rapid transit zones and along the SMART corridors	OC	↑	45%	44.9%	47%	47%	47%
	Percent of Countywide housing units in the urban centers rapid transit zones and along the SMART corridors	OC	↑	37%	53.3%	58%	57%	59%
	Development activity within the SMART corridors - Commercial (square footage)*	OC	↑	N/A	4,454,117	2,203,000	3,300,000	3,412,000
	Development activity within the SMART corridors - Residential (units)	OC	↑	1,430	5,772	6,900	6,400	6,700
	Development activity within the SMART corridors – Industrial (square footage)**	OC	↑	315,535	650,208	650,000	650,000	652,000

*FY 2021-22 Actual reflects no activity of commercial development reported within the SMART corridors

**FY 2021-22 Actual reflects the impact of COVID-19

DIVISION COMMENTS



During FY 2023-24, seven RER Development Manager positions were added to develop, amend, implement and monitor new and existing long-range policies, planning related studies and planning related legislation (\$1.096 million funded with Proprietary and General Funds)



The FY 2024-25 Proposed Budget includes \$606,000 in General Fund support for continued services related to urban planning, sustainability planning and transportation development through the CDMP and related activities



The FY 2024-25 Proposed Budget includes \$521,000 in General Fund support for countywide historic preservation activities as required by Miami-Dade County's Historic Preservation ordinance, which was designed to protect, enhance and perpetuate properties of historical, cultural, archeological, paleontological, aesthetic and architectural merit



The FY 2024-25 Proposed Budget includes a reimbursement of \$70,000 from the Transportation Planning Organization (TPO) to coordinate long and short-range land use and demographic activities while reviewing transportation-related projects and activities in coordination with the metropolitan transportation planning process

FY 2024-25 Proposed Budget and Multi-Year Capital Plan

DIVISION: INNOVATION AND ECONOMIC DEVELOPMENT

The Innovation and Economic Development Division conducts agriculture, economic development and film activities.

- Supports growth in targeted industries, including film and entertainment, agriculture, real estate, travel and tourism, and healthcare
- Expands access to opportunity across all communities by supporting minority small businesses, scaling academic programs, credentials-based learning, and workforce programs that support placement in good jobs
- Build a world-class innovation hub to spearhead resilience partnering with the regions ClimateReady Tech Hub to accelerate innovation that solves community level challenges; this work also includes leveraging novel programs and partnerships to increase non-tax county revenue through marketing partnerships

Strategic Plan Objectives

- ED1-1: Promote and support a diverse mix of current and emerging industries vital to a growing economy

Departmental Objectives	Performance Measures	Measure Type	Good Direction	FY 21-22	FY 22-23	FY 23-24	FY 23-24	FY 24-25
				Actual	Actual	Budget	Projection	Target
Increase opportunities for economic and business development	Film industry jobs created	OC	↑	12,049	11,703	12,500	12,500	12,500

DIVISION COMMENTS



During FY 2023-24, one Revenue Development Coordinator and one Special Projects Administrator 1 position were transferred from the Office of Management and Budget

- *During FY 2022-23, the transfer of one RER Economic Development Advisor position was transferred to the Aviation Department which was erroneously omitted at the time*



The FY 2024-25 Proposed Budget includes the continuation of \$200,000 in General Fund support to the South Dade Economic Development Council (EDC) with the primary goal of providing operational support for additional collaboration with private, municipal, state and federal agencies to fund economic development efforts in South Miami-Dade



The FY 2024-25 Proposed Budget includes support from the Greater Miami Convention and Visitors Bureau for economic development and film activities (\$75,000)



The Department is formalizing grant agreements based on the \$90 million in Economic Development Fund (EDF) allocations approved by the Board of County Commission; to date, grant agreements valued at \$61.82 million have been approved

- During FY 2023-24, one Administrative Officer 2 position was transferred from the Board and Code Administration Division to the Innovation and Economic Development Division to support special projects focused on communications and marketing



The FY 2024-25 Proposed Budget includes a grant from the Miami-Dade Rescue Plan Economic Development Activities to Miami Dade College for the Future Ready Scholarships Program (\$2.25 million)



The FY 2024-25 Proposed Budget includes a grant from the Miami-Dade Rescue Plan Economic Development Activities to the Dade County Federal Credit Union or the RISE Program (\$1.5 million)



The FY 2024-25 Proposed Budget includes a grant from the Miami-Dade Rescue Plan Economic Development Activities for the High Impact Film Program which is designed to bring major productions to be filmed in Miami-Dade County (up to \$2.0 million)



The FY 2024-25 Proposed Budget includes grants from the Miami-Dade Rescue Plan Economic Development Activities to the United Way Miami, Inc. (\$150,000), YWCA South Florida, Inc. (\$50,000), and a future partner to be identified (\$50,000) for the FutureReady Jobs Program

FY 2024-25 Proposed Budget and Multi-Year Capital Plan



The FY 2024-25 Proposed Budget includes funding for support of 30x30 Vision Council which is designed to provide guidance and direction on planning processes that can align the financial direction of the County with its strategic goals and transformational efforts than an organizational strategic plan (\$150,000 from the General Fund)

- The FY 2024-25 Proposed Budget includes a grant from the Miami-Dade Rescue Plan Economic Development Activities for the Greater Miami Chamber of Commerce for the Senior Executive Orientation Program (\$150,000)
- The FY 2024-25 Proposed Budget includes a grant from the Miami-Dade Rescue Plan Economic Development Activities for the Florida Venture Foundation (\$180,000)

DIVISION: ENVIRONMENTAL RESOURCES MANAGEMENT

The Environmental Resources Management Division protects air, water, soils and natural systems that are vital to human health and safety and provide habitat for unique plant and animal communities that occur nowhere else in the world.

- Administers the Stormwater Utility and flood control programs
- Enforces federal, state and local laws to prevent water and air pollution; protects vulnerable drinking water supply and water infrastructure; and minimizes flooding
- Investigates complaints received from the public
- Manages, coordinates and administers environmental education programs
- Manages the Environmentally Endangered Lands Program
- Oversees countywide environmental regulatory functions including air and water quality monitoring, endangered lands acquisition and restoration and remediation of contaminated sites
- Supports the Environmental Quality Control Board by reviewing and responding to appeals or requests for variances

Strategic Plan Objectives

- NI3-1: Maintain air quality

Departmental Objectives	Performance Measures	Measure Type	Good Direction	FY 21-22	FY 22-23	FY 23-24	FY 23-24	FY 24-25
				Actual	Actual	Budget	Projection	Target
Protect and Restore Environmental Resources	Percentage of state air quality permits issued within 60 days	EF	↑	100%	100%	100%	100%	100%
	Percentage of County air quality permits issued within 8 days*	EF	↑	70%	46.25%	85%	85%	85%
	Percentage of days that are "good" or "moderate" air quality	EF	↑	99%	99.5%	98%	98%	98%

*FY 22-23 Actual reflects a higher than anticipated attrition

FY 2024-25 Proposed Budget and Multi-Year Capital Plan

Strategic Plan Objectives								
<ul style="list-style-type: none"> NI3-2: Protect and maintain surface and drinking water sources 								
Departmental Objectives	Performance Measures	Measure Type	Good Direction	FY 21-22	FY 22-23	FY 23-24	FY 23-24	FY 24-25
				Actual	Actual	Budget	Projection	Target
Protect and Restore Environmental Resources	Percentage of contaminated site rehabilitation documents reviewed within the required timeframe	EF	↑	87%	86.42%	90%	90%	90%
	Density (# of sites/sq.mi.) of contaminated sites countywide (excluding wellfield areas) - Annual	IN	↓	7.28	7.33	7.5	7.5	7.5
	Density (# of sites/sq.mi.) of contaminated sites in wellfields	IN	↓	1.12	1.09	1.2	1.2	1.2
Increase the percentage of inspections completed on-time	Percentage of high priority inspections completed	EF	↑	65.5%	31.5%	100%	65%	100%

Strategic Plan Objectives								
<ul style="list-style-type: none"> NI3-3: Protect, maintain, and restore beaches, the coastline, Biscayne Bay, and other bodies of water 								
Departmental Objectives	Performance Measures	Measure Type	Good Direction	FY 21-22	FY 22-23	FY 23-24	FY 23-24	FY 24-25
				Actual	Actual	Budget	Projection	Target
Protect and Restore Environmental Resources	Percentage of Industrial Waste Pre-Treatment Inspections completed on-time	EF	↑	74.42%	78.17%	90%	90%	90%

DIVISION COMMENTS



During FY 2023-24, one Engineer 1, two Engineer 2, one Engineer 3, one Pollution Control Inspector 1, and one Pollution Control Inspector 2 positions were added as result of legislative changes related to higher environmental standards for impervious surfaces being incorporated into Chapter 24 of the Code of Miami-Dade County (\$607,000 funded by proprietary fees)

FY 2024-25 Proposed Budget and Multi-Year Capital Plan

- During FY 2023-24, one RER Environmental Section Senior Manager position, one RER Permit and Plans Supervisor position, and three RER Permitting and Plan Processing Specialist positions were added to address information requests and assist with DERM related permits and approval processing times (\$500,000 funded by DERM proprietary funds); in addition, one Cadastral Technician position was added to review plats and land development documents (\$75,000 funded by DERM proprietary funds)
- During FY 2023-24, one RER Environmental Section Manager position was added to enhance boater education to comply with Environmental Protection Agency (EPA) Grants (\$140,000 funded by EPA grant funding)
- During FY 2023-24, one Electronic Document Technician position was transferred from the Environmental Resources Management Division to the Director's Office and reclassified to a Senior Executive Assistant



The FY 2024-25 Proposed Budget includes continued General Fund support in the amount of \$199,000 for the Miami River Commission for debris removal and water purification activities along the portion of the Miami River west of NW 27th Avenue that lies within the Unincorporated Municipal Service Area (UMSA)



During FY 2022-23, a one-time amount of \$175,000 from the Miami-Dade Rescue Plan was appropriated to conduct a Plastic Free 305 Media Plan to encourage businesses to reduce the use of single-use plastics in Miami-Dade County; unspent funds from the previous fiscal year will be carried over into FY 2024-25



During FY 2022-23, a one-time amount of \$1.810 million from the Miami-Dade Rescue Plan was appropriated for a Water Quality Control Plan that would evaluate nutrient loading from fertilizer application at golf courses, parks and athletic fields as well as evaluate the impacts of these nutrients on surface water and groundwater quality; unspent funds from the previous fiscal year will be carried over into FY 2024-25



During FY 2022-23, a one-time amount of \$500,000 from the Miami-Dade Rescue Plan was appropriated for the initial effort to secure specialized technical expertise to work with state and federal agencies to develop, prepare and submit a permit application to establish a Wetlands Mitigation Bank; unspent funds from the previous fiscal year will be carried over into FY 2024-25



The FY 2024-25 Proposed Budget continues General Fund support of \$100,000 for the removal and disposal of decomposed fish and other marine life in the areas of Biscayne Bay



The FY 2024-25 Proposed Budget continues General Fund support of \$20,000 for Biscayne Bay fish kill and algal bloom community coordination activities with the Miami Waterkeepers



During FY 2024-25, the Environmentally Endangered Lands (EEL) Program will continue to utilize the Parks, Recreation and Open Spaces Department as a maintenance contractor with funding support from the EEL Program (\$3 million)



During FY 2022-23, one-time infusion of \$24 million was appropriated to support the Environmentally Endangered Lands Program's multi-year restoration, rehabilitation, and land acquisition efforts



The FY 2024-25 Proposed Budget includes a \$10 million transfer from the Environmentally Endangered Lands (EEL) Acquisition Trust Fund to the EEL Management Trust Fund for continued maintenance of previously purchased properties



During FY 2024-25, the Environmental Resources Management Division will continue to support a sustainable environment by offering free trees to plant in the community through the Adopt-a-Tree Program funded by donations and operating funds (\$400,000) and Environmental Protection and Education grant program funds administered by the Office of Management and Budget's Grants Coordination Division (\$430,000)



The FY 2024-25 Proposed Budget includes the waiver of provisions of Chapter 24 of the County Code to ensure funding availability from the Biscayne Bay Environmental Trust Fund for the Biscayne Bay Reasonable Assurance Plan related to water quality per Clean Water Act, provided such studies are related to regulation and maintenance of Biscayne Bay and surface waters that flow into Biscayne Bay

FY 2024-25 Proposed Budget and Multi-Year Capital Plan

DIVISION: OFFICE OF RESILIENCE

The Office of Resilience unites work across Miami-Dade County departments while connecting and engaging with external partners to help our community thrive in response to climate change and other shocks and stresses that impact our environment, equity, economy, and health.

- Develops, coordinates and facilitates a sea level rise strategy to begin preparing existing and future infrastructure for current and future impacts of flooding, sea level rise, storm surge and other climate change related threats and impacts
- Facilitates education and outreach on climate change, sea level rise, energy and water efficiency and other resilience issues and efforts being undertaken by the County and its local and regional partners to internal and external entities
- Implements the Sustainable Buildings Program and facilitates other efforts to decrease greenhouse gas emissions by increasing the use of renewable energy and improving fuel and energy efficiency, both County and community-wide
- Works closely with partners to implement the Extreme Heat Action Plan which aims to reduce the health and economic impacts of increasing extreme heat and create a baseline for further research and new partnerships around this issue
- Implements recommendations from the Biscayne Bay Task Force including managing the Biscayne Bay Watershed Management Advisory Board and providing support to the Biscayne Bay Commission
- Supports the implementation of resilience efforts across the County with the goal of a "future ready" Miami-Dade County
- Leads coordination of the County and its partners' efforts to mitigate urban heat islands, especially through the preservation and enhancement of the countywide urban tree canopy
- Works across County departments and with stakeholders to advance measures to improve the sustainability of the solid waste system, reduce waste, and build a circular economy
- Works across county departments to implement a "One Water" strategy regarding water resources to improve water quality, conservation, and flood response
- Incorporates resilience and environmental goals into County policies, design guidelines, contracting, and procurement practices
- Communicates, engages, and collaborates with community stakeholders across all Office of Resilience areas of focus maximizing the impact of our programs and delivering resilience and equity to the community

Strategic Plan Objectives

- GG4-4: Lead community sustainability efforts and climate change mitigation and adaptation strategies

Departmental Objectives	Performance Measures	Measure Type	Good Direction	FY 21-22	FY 22-23	FY 23-24	FY 23-24	FY 24-25
				Actual	Actual	Budget	Projection	Target
Support Sustainability and Climate Change Adaptation and Mitigation	Number of adaptation/resilience activities in progress or completed	OP	↔	14	16	16	16	11
	Number of activities implemented to decrease Countywide energy consumption*	OP	↔	87	109	109	109	117

*FY 2024-25 Target reflects an enhanced focus on this initiative

FY 2024-25 Proposed Budget and Multi-Year Capital Plan

DIVISION COMMENTS



During FY 2023-24, one Resilience Coordinator 2 position was added to support the Chief Heat Officer in the implementation and tracking progress of the Extreme Heat Action Plan (\$70,000)



During FY 2023-24, one Special Projects Administrator 1 position was added to provide administrative and contractual support for the Climate Reduction Act and Enhanced Air Quality Monitoring for Communities grants (\$92,000)



The FY 2024-25 Proposed Budget includes continued funding in the amount of \$250,000 for developing and maintaining several GIS maps under the purview of the Office of Resilience, as well as other technology initiatives



During FY 2022-23, a one-time allocation of (\$333,000) from the Miami-Dade Rescue Plan was appropriated to develop the Biscayne Bay Marketing and Environmental Programming initiative; remaining amounts will be carried over into FY 2024-25



The FY 2024-25 Proposed Budget will continue funding of \$100,000 for the Solar and Energy Loan Fund (SELF) program to establish a physical presence in Miami-Dade County; SELF is a 501(c) non-profit organization that offers financing programs for residents to make energy improvements at their residence



The FY 2024-25 Proposed Budget continues General Fund support of \$500,000 to support efforts relating to the Resilient305 Strategy, a partnership between Miami-Dade County, the City of Miami and Miami Beach, created to address resilience challenges in our communities that include sea level rise, an insufficient transportation system, the lack of affordable housing and infrastructure failures; this strategy will also address other priority shocks and stresses in a collaborative and synergistic process



The FY 2024-25 Proposed Budget includes a one-time (\$250,000) of General Fund support for the central processing of direct payments/IRA tax credits



The FY 2024-25 Proposed Budget includes a one-time (\$250,000) of General Fund support for sustainable campus

DIVISION: CONSTRUCTION, PERMITTING AND BUILDING CODE

The Construction, Permitting and Building Code Division serves as the Building Official for unincorporated Miami-Dade County and enforces the Florida Building Code and other applicable construction regulations through the review of plans and inspection of construction.

- Inspects structures to ensure compliance with the Florida Building Code and issues permits
- Issues contractor licenses
- Processes construction permit applications

Strategic Plan Objectives

- NI1-2: Ensure buildings are sustainable, safe, and resilient

Departmental Objectives	Performance Measures	Measure Type	Good Direction	FY 21-22	FY 22-23	FY 23-24	FY 23-24	FY 24-25
				Actual	Actual	Budget	Projection	Target
Responsive Building Permit and Enforcement Services	Percentage of commercial plans reviewed within 24 days	EF	↑	99.81%	99.97%	100%	100%	100%
	Percentage of residential plans reviewed within 20 days	EF	↑	99.80%	99.99%	100%	100%	100%

FY 2024-25 Proposed Budget and Multi-Year Capital Plan

DIVISION COMMENTS



During FY 2023-24, one RER Compliance Training and Development Specialist position was added to train staff across all functions and encourage permitting staff to obtain Permit Technician Certification; in addition, one Senior Professional Engineer position, and one Building Plans Processor position was added to address the increase in expedited and concierge plan reviews (\$408,000)



During FY 2023-24, three Engineer 2, two Pollution Control Plan Reviewer, and three Flood Plain Construction Inspector positions were added as result of legislative changes related to higher environmental standards being incorporated into Chapter 24 of the Code of Miami-Dade County (\$728,000)

DIVISION: BOARD AND CODE ADMINISTRATION

The Board and Code Administration Division is responsible for the administrative and operational activities of the Board Administration, Contractor Licensing, Product Control and Senior Code Officer Sections, and related activities.

- Participates in the Florida Building Commission process to ensure that the requirements for the High Velocity Hurricane Zone are not weakened, and that code modifications are submitted through the Florida Building Commission process to address any identified building code deficiencies through monitoring researching, assessing and analyzing construction system performance
- Provides administrative and clerical support for the Board of Rules and Appeals, the Construction Trades Qualifying Boards, and the Unsafe Structures Board
- Provides local licensing for contractors and facilitates required examinations
- Provides technical information, training and assistance to 35 building departments to ensure uniformity in the enforcement and interpretation of the Florida Building Code
- Reviews and makes recommendations on construction products and components to be used throughout Miami-Dade County

Strategic Plan Objectives

- NI1-2: Ensure buildings are sustainable, safe, and resilient

Departmental Objectives	Performance Measures	Measure Type	Good Direction	FY 21-22	FY 22-23	FY 23-24	FY 23-24	FY 24-25
				Actual	Actual	Budget	Projection	Target
Responsive Building Code Administration Services	Percentage of Contractor License Applications reviewed within 10 days	EF	↑	100%	100%	100%	100%	100%

DIVISION COMMENTS

- During FY 2023-24, one Senior Code Officer position was transferred and reclassified to an Administrative Officer 2 position, from the Board and Code Administration Division to the Innovation and Economic Development Division to support special projects focused on communications and marketing



The FY 2024-25 Proposed Budget includes \$1 million for outreach to the public on building code safety and education as well as outreach and education to the construction contractors



The FY 2024-25 Proposed Budget includes \$1 million for the auditing of private providers for compliance with the building code and state statutes



The FY 2024-25 Proposed Budget includes \$1.230 million for the automation of product control applications and approvals, construction contractor licensing, and improvements to the board agenda process

FY 2024-25 Proposed Budget and Multi-Year Capital Plan

DIVISION: BUSINESS TAXES

Administers state laws, local ordinances, and policies pertaining to the collection and distribution of Local Business, and Convention and Tourist Development Taxes.

- Collects all Convention and Tourist taxes, including current and delinquent short-term rental and food and beverage taxes, and performs audits of delinquent and high-risk accounts
- Issues Local Business Tax Receipts for each place of business, and for each separate local business tax classification at the same location in Miami-Dade County

Strategic Plan Objectives

- GG4-1: Provide sound financial and risk management

Departmental Objectives	Performance Measures	Measure Type	Good Direction	FY 21-22	FY 22-23	FY 23-24	FY 23-24	FY 24-25
				Actual	Actual	Budget	Projection	Target
Provide sound financial and risk management	Total dollar value of Local Business Tax collections (dollars in millions)	OP	↑	\$17.746	\$18.186	\$17.500	\$17.500	\$17.700
	Total dollar value of Convention and Tourist Tax collections (dollars in millions)	OP	↑	\$239	\$256	\$281	\$281	\$250

DIVISION COMMENTS



The FY 2024-25 Proposed Budget includes the transfer of the activities related to the collection and distribution of Local Business, Convention and Tourist Development taxes from the Tax Collector’s Office to Regulatory and Economic Resources to better align resources and maximize efficiencies (22 positions, \$8.974 million)

CAPITAL BUDGET HIGHLIGHTS AND OPERATIONAL IMPACTS



In FY 2024-25, the Department will continue restoring and stabilizing the wetlands, shoreline and islands in and adjacent to Biscayne Bay and its tributaries; the capital program is funded from the Biscayne Bay Environmental Trust Fund (\$14.1 million), Florida Inland Navigational District grant proceeds (\$600,000) and through a Resilient Florida Grant Program (\$900,000) (total program cost \$15.6 million; \$4.85 million in FY 2024-25; capital program #5555691)



The Department’s FY 2024-25 Proposed Budget and Multi-Year Capital Plan also continues to ensure that environmentally endangered lands are protected and thrive as native habitats through the Environmentally Endangered Lands purchasing land program; the capital program is funded from Building Better Communities-General Obligation Bond (BBC-GOB) program proceeds (\$40 million), the Biscayne Bay Environmental Trust Fund (\$2.450 million), the Florida Department of Environmental Protection (\$900,000), the U.S. Department of Agriculture (\$600,000), the Resilient Florida Grant Program (\$7.925 million), and general revenue from the Miami-Dade Rescue Plan (\$24 million) to be transferred to the Environmentally Endangered Lands funds to address future budget gaps in the program (total program cost \$75.875 million; \$7.745 million in FY 2024-25; capital program #5555621)



In FY 2024-25, the Department anticipates spending \$6.484 million for the purchase of development rights; \$10 million borrowed from this project to support beach renourishment will be restored when the current balance is depleted (total program cost \$40.642 million; \$6.484 million in FY 2024-25; capital program #986940)



The FY 2024-25 Proposed Budget and Multi-Year Capital Plan continues funding for various capital programs with Utility Service Fees (\$20 million) to support the protection of the water supply including land acquisition, the surface water canal restoration action plan, testing and evaluation studies for the creation of a salinity barrier and improvements to the laboratory facility that is operated by Environmental Resources Management (total program cost \$20 million; capital program #2000001878)

FY 2024-25 Proposed Budget and Multi-Year Capital Plan



In FY 2024-25, the Department will continue to maintain and improve beaches, which provides protection against storm impacts, enhance quality of life for residents and increase tourism, through the Miami-Dade County Beach Erosion and Renourishment Program funded from the Army Corps of Engineers (\$310.894 million), Florida Department of Environmental Protection (\$21.579 million), Beach Renourishment Fund (\$9 million), Future Financing (\$7.5 million), Village of Key Biscayne Contribution (\$2 million), City of Miami Beach Contribution (\$8.625 million) and Building Better Communities General Obligation Bond proceeds (BBC-GOB) (\$27.5 million); the program covers all capital and related costs such as surveys, planning, design and construction, inclusive of temporary easements of property to facilitate staging and construction, for federally and locally funded beach renourishment projects throughout the federally authorized 13-mile project area that includes Miami Beach, Sunny Isles, Bal Harbour, and Surfside (total program cost \$387.098 million; \$27.96 million in FY 2024-25; capital program #2000000344)



The Department's FY 2024-25 Proposed Budget and Multi-Year Capital Plan includes the purchase of 38 vehicles (\$1.523 million programmed in FY 2024-25) to replace 18 vehicles as part of its fleet replacement plan and add 20 vehicles to meet increased service demands; the fleet replacement plan will provide operational savings to the Department in the long-term as it will reduce maintenance costs, fuel consumption and overtime as a result of addressing equipment failure; the County's fleet replacement plan is included under Non-Departmental capital program #2000000511

SELECTED ITEM HIGHLIGHTS AND DETAILS

Line-Item Highlights	(dollars in thousands)				
	Actual FY 21-22	Actual FY 22-23	Budget FY 23-24	Projection FY 23-24	Proposed FY 24-25
Advertising	421	2,045	3,785	1,918	3,205
Fuel	439	390	440	437	437
Overtime	2,154	2,213	1,461	1,474	1,647
Rent	7,848	9,035	9,389	9,242	9,749
Security Services	306	319	171	276	275
Temporary Services	411	323	485	377	329
Travel and Registration	127	214	418	468	484
Utilities	330	379	437	431	431

Proposed

Fee Adjustments	Current Fee FY 23-24	Proposed Fee FY 24-25	Dollar Impact FY 24-25
• Consumer Services various fees	Various	Various	\$121,000
• Environmental Resources Water Management Permits II, III, V, and VI and De-Watering Permit	Various	Various	\$0
• Stormwater Utility Fee (Equivalent Residential Unit Per Month)	\$5	\$6	\$7,968,000
• Building permit fees associated with Private Provider Audit	N/A	\$439.40	\$11,000
• Building and Neighborhood Enforcement related fees	Various	Various	\$1,570,000
• Zoning research and analysis fees	Various	Various	\$134,000
• Vacation Rental Certificate of Use Fee	\$36.70	\$139.44	\$74,000

FY 2024-25 Proposed Budget and Multi-Year Capital Plan

OPERATING FINANCIAL SUMMARY

(dollars in thousands)	Actual FY 21-22	Actual FY 22-23	Budget FY 23-24	Proposed FY 24-25	(dollars in thousands)	Total Funding		Total Positions	
					Expenditure By Program	Budget FY 23-24	Proposed FY 24-25	Budget FY 23-24	Proposed FY 24-25
Revenue Summary					Strategic Area: Neighborhood and Infrastructure				
General Fund Countywide	5,847	7,604	9,395	11,784	Director's Office	1,911	1,836	9	11
General Fund UMSA	323	273	375	458	Administrative Services	10,491	12,800	84	84
Auto Tag Fees	2,044	2,128	1,954	2,114	Division				
Carryover	248,425	282,365	293,224	309,326	Consumer and	28,250	37,487	198	239
Code Fines / Lien Collections	17,737	17,232	17,806	17,227	Neighborhood Protection				
Environmentally Endangered					Development Services	10,120	10,713	50	50
Land Fees	0	1,164	1,185	1,820	Planning	5,097	6,582	29	36
Fees and Charges	48,407	49,967	49,633	51,193	Environmental Resources	90,716	99,838	469	481
Impact Fee Administration	6,320	5,676	4,796	5,743	Management				
Licenses and Permits	89,658	84,642	87,556	90,712	Office of Resilience	6,455	7,470	25	27
Local Business Tax Receipt	571	571	571	3,104	Board and Code	10,557	12,798	46	45
Miscellaneous Revenues	372	889	193	927	Administration				
Other Revenues	2,825	10,677	3,457	11,216	Construction, Permitting,	56,670	58,978	270	281
Stormwater Utility Fees					and Building Code				
(County)	45,976	48,327	50,065	56,882	Strategic Area: Economic Development				
Tourist Tax Fees	0	0	0	6,441	Innovation and Economic	3,013	10,194	15	17
State Grants	3,651	4,708	5,486	8,100	Development				
Federal Grants	808	1,135	1,424	1,474	Consumer Protection	5,215	0	35	0
Interagency Transfers	1,752	1,501	1,715	1,601	Strategic Area: General Government				
Interfund Transfers	9,469	8,993	12,500	13,399	Business Taxes	0	3,091	0	22
Miami-Dade Rescue Plan					Total Operating Expenditures	228,495	261,787	1,230	1,293
Fund	0	0	0	6,000					
Total Revenues	484,185	527,852	541,335	599,521					
Operating Expenditures									
Summary									
Salary	82,072	87,245	103,655	116,369					
Fringe Benefits	29,991	33,703	42,629	49,788					
Court Costs	4	7	21	24					
Contractual Services	9,242	11,368	13,260	12,396					
Other Operating	11,003	15,203	18,203	23,167					
Charges for County Services	25,403	28,967	36,197	38,700					
Grants to Outside	0	430	430	6,580					
Organizations									
Capital	1,607	1,504	14,100	14,763					
Total Operating Expenditures	159,322	178,427	228,495	261,787					
Non-Operating Expenditures									
Summary									
Transfers	36,246	31,403	61,594	89,946					
Distribution of Funds In Trust	0	0	0	0					
Debt Service	6,278	6,073	6,278	6,278					
Depreciation, Amortizations	0	0	0	0					
and Depletion									
Reserve	0	0	244,968	241,510					
Total Non-Operating	42,524	37,476	312,840	337,734					
Expenditures									

FY 2024-25 Proposed Budget and Multi-Year Capital Plan

CAPITAL BUDGET SUMMARY

(dollars in thousands)	PRIOR	FY 24-25	FY 25-26	FY 26-27	FY 27-28	FY 28-29	FY 29-30	FUTURE	TOTAL
Revenue									
Army Corps of Engineers	274,394	21,500	0	0	15,000	0	0	0	310,894
BBC GOB Financing	103,193	20,042	24,065	8,590	3,590	3,590	1,690	6,740	171,500
Beach Renourishment Fund	9,000	0	0	0	0	0	0	0	9,000
Biscayne Bay Envir. Trust Fund	2,400	5,700	4,450	1,000	1,000	1,000	1,000	0	16,550
City of Miami Beach Contribution	8,625	0	0	0	0	0	0	0	8,625
Environmentally Endangered Land Funds	24,000	0	0	0	0	0	0	0	24,000
Florida Department of Environmental Protection	11,777	2,020	2,812	1,670	7,500	0	0	0	25,779
Florida Inland Navigational District	0	100	100	100	100	100	100	0	600
Future Financing	0	0	0	10,000	7,500	0	0	0	17,500
Resilient Florida Grant Program	9,950	11,838	7,712	0	0	0	0	0	29,500
Stormwater Utility	8,074	24,524	19,712	13,900	11,050	11,050	0	0	88,310
US Department of Agriculture	7,400	3,842	0	0	0	0	0	0	11,242
Utility Service Fee	0	9,000	6,200	1,000	1,000	21,000	4,000	0	42,200
Village of Key Biscayne Contribution	1,000	1,000	0	0	0	0	0	0	2,000
Total:	459,813	99,566	65,051	36,260	46,740	36,740	6,790	6,740	757,700
Expenditures									
Strategic Area: NI									
Beach Projects	314,215	27,960	5,251	4,160	35,512	0	0	0	387,098
Drainage Improvements	11,849	35,412	29,024	13,900	11,050	11,050	0	0	112,285
Environmental Projects	17,293	20,334	19,415	12,100	2,100	22,100	5,100	0	98,442
Environmentally Endangered Lands Projects	53,630	7,745	4,000	3,000	3,000	3,000	1,500	0	75,875
Strategic Area: ED									
Community Development Projects	31,200	14,200	14,400	8,590	3,590	3,590	1,690	6,740	84,000
Total:	428,187	105,651	72,090	41,750	55,252	39,740	8,290	6,740	757,700

FY 2024-25 Proposed Budget and Multi-Year Capital Plan

FUNDED CAPITAL PROGRAMS

(dollars in thousands)

BEACH - EROSION MITIGATION AND RENOURISHMENT

PROGRAM #: 200000344



DESCRIPTION: Provide beach renourishment for eroded portions of Miami-Dade County beaches in cooperation with the U.S. Army Corps of Engineers

LOCATION: Miami-Dade County Beaches
Various Sites

District Located: 4,5,7
District(s) Served: Countywide

REVENUE SCHEDULE:	PRIOR	2024-25	2025-26	2026-27	2027-28	2028-29	2029-30	FUTURE	TOTAL
Army Corps of Engineers	274,394	21,500	0	0	15,000	0	0	0	310,894
BBC GOB Financing	23,900	2,600	1,000	0	0	0	0	0	27,500
Beach Renourishment Fund	9,000	0	0	0	0	0	0	0	9,000
City of Miami Beach Contribution	8,625	0	0	0	0	0	0	0	8,625
Florida Department of Environmental Protection	10,227	970	1,212	1,670	7,500	0	0	0	21,579
Future Financing	0	0	0	0	7,500	0	0	0	7,500
Village of Key Biscayne Contribution	1,000	1,000	0	0	0	0	0	0	2,000
TOTAL REVENUES:	327,146	26,070	2,212	1,670	30,000	0	0	0	387,098
EXPENDITURE SCHEDULE:	PRIOR	2024-25	2025-26	2026-27	2027-28	2028-29	2029-30	FUTURE	TOTAL
Construction	314,215	27,960	5,251	4,160	35,512	0	0	0	387,098
TOTAL EXPENDITURES:	314,215	27,960	5,251	4,160	35,512	0	0	0	387,098

BISCAYNE BAY - RESTORATION AND SHORELINE STABILIZATION

PROGRAM #: 5555691



DESCRIPTION: Restore, enhance and stabilize wetlands, shoreline and islands in and adjacent to Biscayne Bay and its tributaries

LOCATION: Biscayne Bay and Tributaries
Various Sites

District Located: 4,5,7,8
District(s) Served: 5,7,8

REVENUE SCHEDULE:	PRIOR	2024-25	2025-26	2026-27	2027-28	2028-29	2029-30	FUTURE	TOTAL
Biscayne Bay Envir. Trust Fund	900	4,750	4,450	1,000	1,000	1,000	1,000	0	14,100
Florida Inland Navigational District	0	100	100	100	100	100	100	0	600
Resilient Florida Grant Program	900	0	0	0	0	0	0	0	900
TOTAL REVENUES:	1,800	4,850	4,550	1,100	1,100	1,100	1,100	0	15,600
EXPENDITURE SCHEDULE:	PRIOR	2024-25	2025-26	2026-27	2027-28	2028-29	2029-30	FUTURE	TOTAL
Construction	1,800	4,850	4,550	1,100	1,100	1,100	1,100	0	15,600
TOTAL EXPENDITURES:	1,800	4,850	4,550	1,100	1,100	1,100	1,100	0	15,600

FY 2024-25 Proposed Budget and Multi-Year Capital Plan

CANAL IMPROVEMENTS

PROGRAM #: 200000940



DESCRIPTION: Provide improvements to the secondary canal system to include maintenance dredging and bank restoration
 LOCATION: Throughout Miami-Dade County District Located: Countywide
 Throughout Miami-Dade County District(s) Served: Countywide

REVENUE SCHEDULE:	PRIOR	2024-25	2025-26	2026-27	2027-28	2028-29	2029-30	FUTURE	TOTAL
Resilient Florida Grant Program	1,000	7,713	7,712	0	0	0	0	0	16,425
Stormwater Utility	5,454	19,713	19,712	13,900	11,050	11,050	0	0	80,879
TOTAL REVENUES:	6,454	27,426	27,424	13,900	11,050	11,050	0	0	97,304
EXPENDITURE SCHEDULE:	PRIOR	2024-25	2025-26	2026-27	2027-28	2028-29	2029-30	FUTURE	TOTAL
Construction	6,454	27,426	27,424	13,900	11,050	11,050	0	0	97,304
TOTAL EXPENDITURES:	6,454	27,426	27,424	13,900	11,050	11,050	0	0	97,304

DRAINAGE IMPROVEMENTS

PROGRAM #: 200003339



DESCRIPTION: Construct stormwater drainage improvements throughout Miami-Dade County
 LOCATION: Throughout Miami-Dade County District Located: Countywide
 Throughout Miami-Dade County District(s) Served: Countywide

REVENUE SCHEDULE:	PRIOR	2024-25	2025-26	2026-27	2027-28	2028-29	2029-30	FUTURE	TOTAL
Florida Department of Environmental Protection	900	800	1,600	0	0	0	0	0	3,300
Resilient Florida Grant Program	1,875	2,375	0	0	0	0	0	0	4,250
Stormwater Utility	2,620	4,811	0	0	0	0	0	0	7,431
TOTAL REVENUES:	5,395	7,986	1,600	0	0	0	0	0	14,981
EXPENDITURE SCHEDULE:	PRIOR	2024-25	2025-26	2026-27	2027-28	2028-29	2029-30	FUTURE	TOTAL
Construction	5,395	7,986	1,600	0	0	0	0	0	14,981
TOTAL EXPENDITURES:	5,395	7,986	1,600	0	0	0	0	0	14,981

FY 2024-25 Proposed Budget and Multi-Year Capital Plan

ECONOMIC DEVELOPMENT FUND

PROGRAM #: 988925



DESCRIPTION: Provide funding for a Countywide economic development fund from Building Better Communities - General Obligation Bond (BBC-GOB) Program

LOCATION: Countywide
Throughout Miami-Dade County

District Located: Countywide
District(s) Served: Countywide

REVENUE SCHEDULE:	PRIOR	2024-25	2025-26	2026-27	2027-28	2028-29	2029-30	FUTURE	TOTAL
BBC GOB Financing	25,000	6,900	12,900	8,590	3,590	3,590	1,690	6,740	69,000
TOTAL REVENUES:	25,000	6,900	12,900	8,590	3,590	3,590	1,690	6,740	69,000
EXPENDITURE SCHEDULE:	PRIOR	2024-25	2025-26	2026-27	2027-28	2028-29	2029-30	FUTURE	TOTAL
Construction	24,880	6,900	12,900	8,590	3,590	3,590	1,690	6,740	68,880
Project Administration	120	0	0	0	0	0	0	0	120
TOTAL EXPENDITURES:	25,000	6,900	12,900	8,590	3,590	3,590	1,690	6,740	69,000

ECONOMIC DEVELOPMENT FUND - TARGETED URBAN AREAS (TUA)

PROGRAM #: 981999



DESCRIPTION: Provide funding for economic development in TUAs from Building Better Communities - General Obligation Bond (BBC-GOB) Program

LOCATION: Countywide
Throughout Miami-Dade County

District Located: Countywide
District(s) Served: Countywide

REVENUE SCHEDULE:	PRIOR	2024-25	2025-26	2026-27	2027-28	2028-29	2029-30	FUTURE	TOTAL
BBC GOB Financing	6,200	7,300	1,500	0	0	0	0	0	15,000
TOTAL REVENUES:	6,200	7,300	1,500	0	0	0	0	0	15,000
EXPENDITURE SCHEDULE:	PRIOR	2024-25	2025-26	2026-27	2027-28	2028-29	2029-30	FUTURE	TOTAL
Construction	6,184	7,296	1,500	0	0	0	0	0	14,980
Project Administration	16	4	0	0	0	0	0	0	20
TOTAL EXPENDITURES:	6,200	7,300	1,500	0	0	0	0	0	15,000

FY 2024-25 Proposed Budget and Multi-Year Capital Plan

ENVIRONMENTALLY ENDANGERED LANDS PROGRAM

PROGRAM #: 5555621



DESCRIPTION: Acquire and manage environmentally sensitive and endangered lands
 LOCATION: Various Sites District Located: Countywide
 Throughout Miami-Dade County District(s) Served: Countywide

REVENUE SCHEDULE:	PRIOR	2024-25	2025-26	2026-27	2027-28	2028-29	2029-30	FUTURE	TOTAL
BBC GOB Financing	40,000	0	0	0	0	0	0	0	40,000
Biscayne Bay Envir. Trust Fund	1,500	950	0	0	0	0	0	0	2,450
Environmentally Endangered Land Funds	24,000	0	0	0	0	0	0	0	24,000
Florida Department of Environmental Protection	650	250	0	0	0	0	0	0	900
Resilient Florida Grant Program	6,175	1,750	0	0	0	0	0	0	7,925
US Department of Agriculture	0	600	0	0	0	0	0	0	600
TOTAL REVENUES:	72,325	3,550	0	0	0	0	0	0	75,875
EXPENDITURE SCHEDULE:	PRIOR	2024-25	2025-26	2026-27	2027-28	2028-29	2029-30	FUTURE	TOTAL
Construction	3,650	4,000	0	0	0	0	0	0	7,650
Land Acquisition/Improvements	49,980	3,745	4,000	3,000	3,000	3,000	1,500	0	68,225
TOTAL EXPENDITURES:	53,630	7,745	4,000	3,000	3,000	3,000	1,500	0	75,875

FLORIDA CITY - CANAL GATE

PROGRAM #: 2000001877



DESCRIPTION: Construct canal gate to facilitate retention of seasonal agricultural drawdown waters in order to provide additional seepage flows into the Model Lands Basin
 LOCATION: To Be Determined District Located: 8
 Florida City District(s) Served: 8

REVENUE SCHEDULE:	PRIOR	2024-25	2025-26	2026-27	2027-28	2028-29	2029-30	FUTURE	TOTAL
Utility Service Fee	0	1,500	0	0	0	0	0	0	1,500
TOTAL REVENUES:	0	1,500	0	0	0	0	0	0	1,500
EXPENDITURE SCHEDULE:	PRIOR	2024-25	2025-26	2026-27	2027-28	2028-29	2029-30	FUTURE	TOTAL
Construction	0	1,000	0	0	0	0	0	0	1,000
Planning and Design	0	500	0	0	0	0	0	0	500
TOTAL EXPENDITURES:	0	1,500	0	0	0	0	0	0	1,500

FY 2024-25 Proposed Budget and Multi-Year Capital Plan

FLORIDA CITY - CANAL PUMP STATIONS AND LAND ACQUISITIONS

PROGRAM #: 2000001880



DESCRIPTION: Acquire land and construct canal pump stations to reroute and distribute excess canal water flow directly to the Model Lands to improve hydroperiods and hydropatterns

LOCATION: To Be Determined District Located: 8
 Florida City District(s) Served: 8

REVENUE SCHEDULE:	PRIOR	2024-25	2025-26	2026-27	2027-28	2028-29	2029-30	FUTURE	TOTAL
Utility Service Fee	0	3,500	0	0	0	0	0	0	3,500
TOTAL REVENUES:	0	3,500	0	0	0	0	0	0	3,500
EXPENDITURE SCHEDULE:	PRIOR	2024-25	2025-26	2026-27	2027-28	2028-29	2029-30	FUTURE	TOTAL
Construction	0	1,000	0	0	0	0	0	0	1,000
Land Acquisition/Improvements	0	2,000	0	0	0	0	0	0	2,000
Planning and Design	0	500	0	0	0	0	0	0	500
TOTAL EXPENDITURES:	0	3,500	0	0	0	0	0	0	3,500

LAND ACQUISITIONS - TO SUPPORT WELLFIELD

PROGRAM #: 2000001875



DESCRIPTION: Acquire land for the protection of the County's water supply

LOCATION: To Be Determined District Located: Countywide
 Throughout Miami-Dade County District(s) Served: Countywide

REVENUE SCHEDULE:	PRIOR	2024-25	2025-26	2026-27	2027-28	2028-29	2029-30	FUTURE	TOTAL
Utility Service Fee	0	1,000	1,000	1,000	1,000	1,000	4,000	0	9,000
TOTAL REVENUES:	0	1,000	1,000	1,000	1,000	1,000	4,000	0	9,000
EXPENDITURE SCHEDULE:	PRIOR	2024-25	2025-26	2026-27	2027-28	2028-29	2029-30	FUTURE	TOTAL
Land Acquisition/Improvements	0	1,000	1,000	1,000	1,000	1,000	4,000	0	9,000
TOTAL EXPENDITURES:	0	1,000	1,000	1,000	1,000	1,000	4,000	0	9,000

OPA-LOCKA CANAL RESTORATION - CORRECTIVE ACTION PLAN FOR SURFACE WATER

PROGRAM #: 2000001876



DESCRIPTION: Implement a corrective action plan for surface water Opa-locka canal restoration

LOCATION: Various Sites District Located: 2
 Opa-locka District(s) Served: 2

REVENUE SCHEDULE:	PRIOR	2024-25	2025-26	2026-27	2027-28	2028-29	2029-30	FUTURE	TOTAL
Utility Service Fee	0	3,000	5,200	0	0	0	0	0	8,200
TOTAL REVENUES:	0	3,000	5,200	0	0	0	0	0	8,200
EXPENDITURE SCHEDULE:	PRIOR	2024-25	2025-26	2026-27	2027-28	2028-29	2029-30	FUTURE	TOTAL
Construction	0	3,000	5,200	0	0	0	0	0	8,200
TOTAL EXPENDITURES:	0	3,000	5,200	0	0	0	0	0	8,200

FY 2024-25 Proposed Budget and Multi-Year Capital Plan

PURCHASE DEVELOPMENT RIGHTS FUND

PROGRAM #: 986940



DESCRIPTION: Provide funding for a program to purchase development rights of appropriate properties
 LOCATION: Countywide District Located: Countywide
 Throughout Miami-Dade County District(s) Served: Countywide

REVENUE SCHEDULE:	PRIOR	2024-25	2025-26	2026-27	2027-28	2028-29	2029-30	FUTURE	TOTAL
BBC GOB Financing	8,093	3,242	8,665	0	0	0	0	0	20,000
Future Financing	0	0	0	10,000	0	0	0	0	10,000
US Department of Agriculture	7,400	3,242	0	0	0	0	0	0	10,642
TOTAL REVENUES:	15,493	6,484	8,665	10,000	0	0	0	0	40,642
EXPENDITURE SCHEDULE:	PRIOR	2024-25	2025-26	2026-27	2027-28	2028-29	2029-30	FUTURE	TOTAL
Land Acquisition/Improvements	15,493	6,484	8,665	10,000	0	0	0	0	40,642
TOTAL EXPENDITURES:	15,493	6,484	8,665	10,000	0	0	0	0	40,642

SALINITY BARRIER - FEASIBILITY TESTING AND EVALUATION

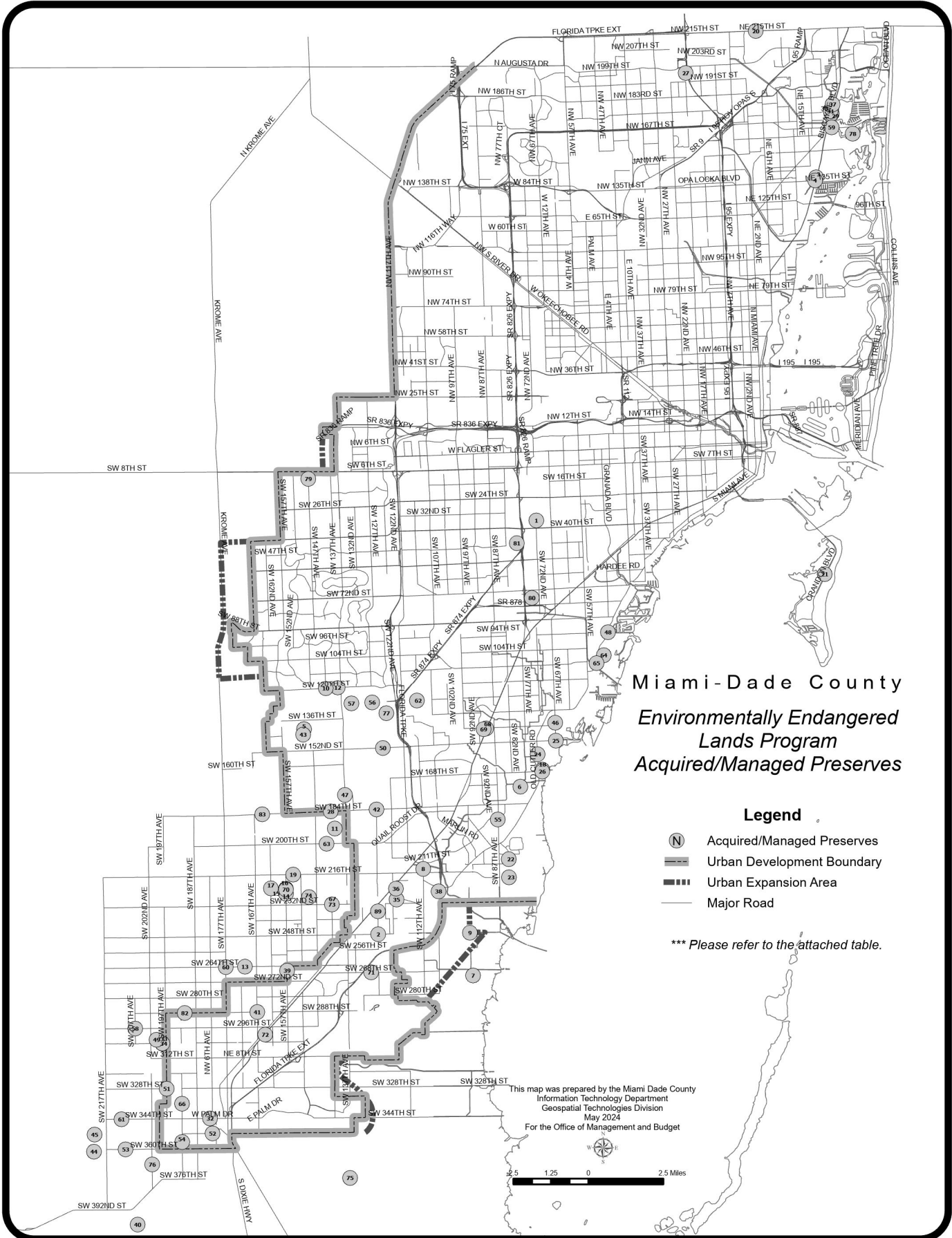
PROGRAM #: 200001878



DESCRIPTION: Perform feasibility testing and evaluation studies for the creation of a salinity barrier to retard the western movement of the salt front, at the base of the Biscayne aquifer in order to protect the County's water supply
 LOCATION: To Be Determined District Located: Countywide
 Throughout Miami-Dade County District(s) Served: Countywide

REVENUE SCHEDULE:	PRIOR	2024-25	2025-26	2026-27	2027-28	2028-29	2029-30	FUTURE	TOTAL
Utility Service Fee	0	0	0	0	0	20,000	0	0	20,000
TOTAL REVENUES:	0	0	0	0	0	20,000	0	0	20,000
EXPENDITURE SCHEDULE:	PRIOR	2024-25	2025-26	2026-27	2027-28	2028-29	2029-30	FUTURE	TOTAL
Other Capital	0	0	0	0	0	20,000	0	0	20,000
TOTAL EXPENDITURES:	0	0	0	0	0	20,000	0	0	20,000

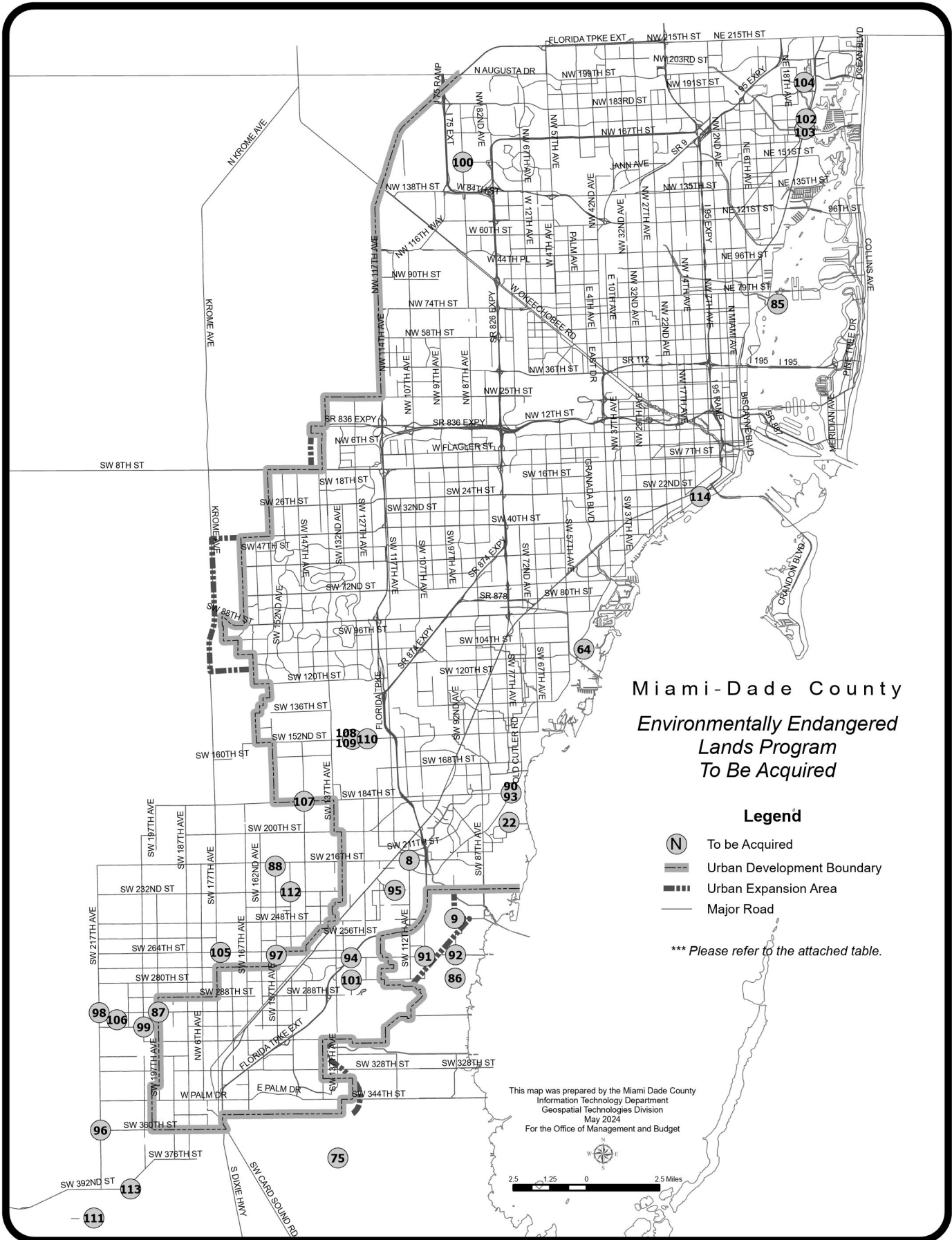
FY 2024-25 Proposed Budget and Multi-Year Capital Plan



FY 2024-25 Proposed Budget and Multi-Year Capital Plan

Environmentally Endangered Lands Program - Acquired/Managed Preserves				
Number	Site Name	Location	Condition	Acres
1	A. D. Barnes Park	3775 SW 74 Ave	Needs Restoration/Enhancement	25
2	Andrew Dodge New Pines Preserve	SW 248 St & SW 127 Ave	Needs Restoration/Enhancement	3.5
3	Arch Creek Addition	NE 135 St & US 1	Needs Restoration/Enhancement	1.2
4	Arch Creek Park	NE 135 St & US-1	Needs Restoration/Enhancement	8.5
5	Big George Hammock	SW 141 St & SW 149 Ave	Needs Restoration/Enhancement	13
6	Bill Sadowski Park	17555 SW 79 Ave	Needs Restoration/Enhancement	23
7	Biscayne Wetlands North Addition	SW 270 St & SW 107 Ave	Needs Restoration/Enhancement	392
8	Black Creek Forest	SW 214 St & SW 112 Ave	Needs Restoration/Enhancement	7
9	Black Point Wetlands	SW 248 St & SW 112 Ave	Needs Restoration/Enhancement	78.9
10	Boystown Pineland	SW 120 St. & SW 142 Ave	Needs Restoration/Enhancement	77
11	Calderon Pineland	SW 192 St & SW 140 Ave	Needs Restoration/Enhancement	15.2
12	Camp Matecumbe Pine Islands	13841 SW 120 St	Needs Restoration/Enhancement*21.46 Acquired	3
13	Camp Owaissa Bauer	SW 264 St & SW 170 Ave	Needs Restoration/Enhancement	80
14	Castellow 28	SW 226 St. & 157 Ave.	Needs Restoration/Enhancement	18.7
15	Castellow 33	SW 226 St. & 157 Ave.	In Maintenance	10
16	Castellow Addition	SW 223 St. & 157 Ave.	Needs Restoration/Enhancement	7.8
17	Castellow Hammock Park	22301 SW 162 Ave	Needs Restoration/Enhancement	55
18	Charles Deering Estate	16701 SW 72 Ave	Needs Restoration/Enhancement	332
19	Chernoff Hammock	SW 216 St & SW 154 Ave	Needs Restoration/Enhancement	4.5
20	County Line Scrub	NE 215 St & NE 4 Ave	Needs Restoration/Enhancement	15
21	Crandon Park	7200 Crandon Blvd	Needs Restoration/Enhancement	444
22	Cutler Wetlands	SW 210 St & SW 85 Ave	Needs Restoration/Enhancement	480
23	Cutler Wetlands Addition	SW 216 St. & SW 85 Ave.	Needs Restoration/Enhancement	19
24	Deering Glade Parcel (Powers)	SW 158 St & Old Cutler Rd	N/A*9.7 - Acquired	
25	Deering North Addition	SW 152 St & SW 67 Ave	Needs Restoration/Enhancement	43
26	Deering South Addition	SW 168 St & SW 72 Ave	Needs Restoration/Enhancement	32
27	Dolphin Center Addition	NW 196 St & NW 17 Ave	Needs Restoration/Enhancement	4
28	Eachus Pineland	SW 184 St & SW 142 Ave	Needs Restoration/Enhancement	17
29	East Greynolds Park	17530 W Dixie Hwy	Needs Restoration/Enhancement	17
30	East East Greynolds Park	17530 W Dixie Hwy	Needs Restoration/Enhancement	19.6
31	East Greynolds Addition	17530 W Dixie Hwy	Needs Restoration/Enhancement	2.7
32	Florida City Pineland	SW 344 St & SW 185 Ave	Needs Restoration/Enhancement	24
33	Fuchs Hammock	SW 304 St & SW 198 Ave	Needs Restoration/Enhancement	24
34	Fuchs Hammock Addition	SW 304 St & SW 198 Ave	Needs Restoration/Enhancement	14.8
35	Gould Pineland Addition	SW 232 St & SW 120 Ave	Needs Restoration/Enhancement	7
36	Goulds Pineland	SW 224 St & SW 120 Ave	Needs Restoration/Enhancement	36.5
37	Greynolds Park	17530 W Dixie Hwy	Needs Restoration/Enhancement	53
38	Harden Hammock	SW 226 St & SW 107 Ave	Needs Restoration/Enhancement	12.4
39	Hattie Bauer Hammock	SW 267 St & SW 157 Ave	Needs Restoration/Enhancement	15
40	Holiday Hammock	SW 400 St & SW 207 Ave	Needs Restoration/Enhancement	40
41	Ingram Pineland	SW 288 St & SW 167 Ave	Needs Restoration/Enhancement	10
42	Larry & Penny Thompson Park	SW 184 St & SW 127 Ave	Needs Restoration/Enhancement	194
43	Little George Hammock	SW 144 St. & SW 149 Ave.	Needs Restoration/Enhancement	7
44	Loveland Hammock	SW 360 St & SW 222 Ave	Needs Restoration/Enhancement	16
45	Lucille Hammock	SW 352 St & SW 222 Ave	Needs Restoration/Enhancement	20.8
46	Ludlam Pineland	SW 143 St & SW 67 Ave	Needs Restoration/Enhancement	10
47	Martinez	SW 152 St & SW 130 Ave	Needs Restoration/Enhancement	135
48	Matheson Hammock Park	SW 96 St & Old Cutler Rd	Needs Restoration/Enhancement	381
49	Meissner Hammock	SW 302 St & SW 212 Ave	Needs Restoration/Enhancement	10
50	Metrozoo Pinelands	12400 SW 152 St	Needs Restoration/Enhancement	142.4
51	Navy Wells #2	SW 328 St & SW 197 Ave	Needs Restoration/Enhancement	19
52	Navy Wells #23	SW 352 St & SW 182 Ave	Needs Restoration/Enhancement	27
53	Navy Wells #39	SW 360 St & SW 210 Ave	Needs Restoration/Enhancement	19
54	Navy Wells Preserve	SW 356 St & SW 192 Ave	Needs Restoration/Enhancement	239
55	Ned Glenn Preserve	SW 188 St & SW 87 Ave	Needs Restoration/Enhancement	10
56	Nixon Smiley Addition (Tamiami #8)	SW 128 St & SW 127 Ave	Needs Restoration/Enhancement	63
57	Nixon Smiley Pineland	SW 128 St & SW 133 Ave	Needs Restoration/Enhancement	60
58	Northrop Pineland	SW 296 St & SW 207th Ave	Needs Restoration/Enhancement	12.8
59	OletaTract C	NE 163 St & US-1	Needs Restoration/Enhancement	2.5
60	Owaissa Bauer Addition #1	SW 264 St & SW 177 Ave	Needs Restoration/Enhancement	9.4
61	Palm Drive	SW 344 St & SW 212 Ave	Needs Restoration/Enhancement	20
62	Pineshore Park	SW 128 St & SW 112 Ave	Needs Restoration/Enhancement	7.8
63	Quail Roost	SW 200 St & SW 144 Ave	Needs Restoration/Enhancement	48.5
64	R. Hardy Matheson Addition	Old Cutler Rd & SW 108 St	Needs Restoration/Enhancement	19.9
65	R. Hardy Matheson Preserve	SW 112 St & Old Cutler Rd	Needs Restoration/Enhancement	791
66	Rock Pit #39	SW 336 St & SW 192 Ave	Needs Restoration/Enhancement	9
67	Rock Pit #46	SW 232 St & SW 142 Ave	Needs Restoration/Enhancement	5
68	Rockdale Addition	SW 144 St & US-1	Needs Restoration/Enhancement	11
69	Rockdale Pineland	SW 144 St & US-1	Needs Restoration/Enhancement	26
70	Ross Hammock	SW 223 St & SW 157 Ave	Needs Restoration/Enhancement	20
71	School Board Pineland	SW 268 St & SW 129 Ave	Needs Restoration/Enhancement	18.4
72	Seminole Wayside Park Addition	SW 300 St & US-1	Needs Restoration/Enhancement	5.5
73	Silver Palm Groves	SW 232 St & SW 142 Ave	Needs Restoration/Enhancement	20.4
74	Silver Palm Hammock	SW 228 St & SW 149 Ave	Needs Restoration/Enhancement	10
75	South Dade Wetlands	SW 137 Ave & SW 376 St	Needs Restoration/Enhancement	23,849
76	Sunny Palms (Navy Wells #42)	SW 368 St & SW 202 Ave	Needs Restoration/Enhancement	40.8
77	Tamiami Complex Addition	SW 134 St & SW 122 Ave	Needs Restoration/Enhancement	25.6
78	Terama Tract in Oleta Preserve	Oleta Park Preserve	N/A *29.7 - Acquired	
79	Tree Island Park	SW 10 St & SW 147 Ave	Needs Restoration/Enhancement*120 Acquired	78
80	Trinity Pineland	SW 76 St & SW 74 Ave	In Maintenance	10
81	Tropical Park	7900 Bird Rd	Needs Restoration/Enhancement	4.4
82	West Biscayne	SW 288 St & SW 190 Ave	Needs Restoration/Enhancement	15.1
83	Wilkins-Pierson	SW 184 St & SW 164 Ave	Needs Restoration/Enhancement	10
89	Church of Jesus Christ and Parsons Pineland	SW 236 St & SW 127 Ave	Needs Restoration/Enhancement	4.7
Total Acreage the EEL Program is Responsible for Managing				28,913.30

FY 2024-25 Proposed Budget and Multi-Year Capital Plan



FY 2024-25 Proposed Budget and Multi-Year Capital Plan

Environmentally Endangered Lands Program - Properties on EEL Acquisition List					
*some are partially acquired-refer to Acquired/Managed List					
Number	Site Name	Location	Habitat	Priority	Acres
8	Black Creek Forest	SW 216 St & SW 112 Ave	Pineland	A	45.5
9	Black Point Wetlands	SW 248 St & SW 97 Ave	Coastal Wetlands	A	191.8
22	Cutler Wetlands	SW 196 St & SW 78 Ave	Coastal Wetlands	A	780
64	R. Hardy Matheson Addition	Old Cutler Rd & SW 108 St	Coastal Wetlands	A	21.5
75	South Dade Wetlands	SW 137 Ave & SW 376 St	Wetlands	A	30,775
85	Bird Key	NW 79 St & Biscayne Bay	Mangrove	A	37.5
86	Biscayne Wetlands	SW 280 St & SW 97 Ave	Coastal Wetlands	A	864.1
87	Bowers Pineland	SW 296 St & SW 197 Ave	Rockridge Pinelands	A	9.8
88	Castellow #31	SW 218 St & SW 157 Ave	Tropical Hammocks	A	14.1
90	Cutler Bay Properties	SW 184 St & Old Cutler Rd	Buffer	B	9.9
91	Cutler Pit and Mangroves	C-102 (SW 268 St) & SW 107 Ave	Coastal Wetlands	A	536
92	Cutler Pit and Mangroves Addition	C-102 (SW 268 St) & SW 97 Ave	Coastal Wetlands	A	5
93	Cutler Wetlands North Addition Hammock	SW 184 St & Old Cutler Rd	Tropical Hammocks	B	37
94	Dixie Heights Pineland	SW 268 St & SW 132 Ave	Rockridge Pinelands	B	29
95	Goulds Addition	SW 232 St & SW 117 Ave	Rockridge Pinelands	A	28.8
96	Hammock Island	SW 360 St & SW 217 Ave	Tropical Hammocks	B	64.7
97	Hattie Bauer Pineland	SW 266 St & SW 157 Ave	Rockridge Pinelands	A	5
98	Homestead General Airport Hammock	SW 296 St & SW 217 Ave	Tropical Hammocks	B	4
99	Kings Highway	SW 304 St & SW 202 Ave	Rockridge Pinelands	A	31.1
100	Maddens Hammock	NW 154 St & NW 87 Ave	Tropical Hammocks	B	15.6
101	Notre Dame Pineland	SW 280 St & SW 132 Ave	Rockridge Pinelands	B	32
102	Oleta Tract A	NE 171 St & US-1	Coastal Wetlands	A	2.1
103	Oleta Tract B	NE 165 St & US-1	Coastal Wetlands	A	3.5
104	Oleta Tract D	NE 191 St & NE 24 Ave	Coastal Wetlands	A	7.4
105	Owaisa Bauer Addition #2	SW 264 St & SW 175 Ave	Rockridge Pinelands	A	10
106	Pine Ridge Sanctuary	SW 300 St & SW 211 Ave	Rockridge Pinelands	A	14
107	Railroad Pineland	SW 184 St & SW 147 Ave	Rockridge Pinelands	B	18.2
108	Richmond Complex	SW 152 St & SW 130 Ave	Rockridge Pinelands	A	219
109	Richmond Pineland-School Board/University of Miami	SW 152 St. & SW 130 Ave.	Rockridge Pinelands	A	4.8
110	Richmond Pineland-University of Miami/Coral Reef Retail	SW 152 St. & SW 127 Ave.	Rockridge Pinelands	A	7.1
111	Round Hammock	SW 408 St & SW 220 Ave	Tropical Hammocks	A	32
112	Silver Palm Addition	SW 232 St & SW 152 Ave	Rockridge Pinelands	A	19
113	SW Island Hammock	SW 392 St & SW 207 Ave	Tropical Hammocks	A	12.4
114	Vizcaya Hammock Addition	3300 South Miami Ave	Tropical Hammocks	A	2
Total Acreage the EEL Program is Responsible for Acquiring					33,889