

**SMALL BUSINESS ENTERPRISE
ARCHITECTURE AND ENGINEERING
ADVISORY BOARD MEETING**

May 29, 2024

**Miami-Dade County
Small Business Enterprise – Architecture and Engineering**

Advisory Board Meeting

Wednesday, May 29, 2024

10:30 a.m. to 12:00 p.m. - Virtual Meeting -Zoom

URL: <https://miamidade.live/SBE-AEAdvisoryBoard>

Webinar ID: 958 1106 2618

AGENDA

I. Welcome/Introductions (5 min)

II. Old Business (5 min)

- a. Approval of March 27, 2024 – Meeting Minutes

III. SBD Section Reports (15 min)

- a. SBE-A&E Business Outreach and Education Report – Lawanda Wright (SBD Section Chief)
- b. SBE-A&E Certification Report – Jeanise Cummings-Labossiere (SBD Section Chief)
- c. SBE-A&E Utilization Report– Patrick Hines (SBD)

IV. Report (10 min)

- a. Jackson Health System – Kenneth Robertson

V. Discussion (20 min)

- a. Task Log
 - I.O. 3-39 – Julie Whiteside
 - Selection and Scoping of Projects for SBE Set Asides
- b. Equitable Distribution Program (EDP) Awards

VI. New Business (20 min)

- a. A&E Taskforce Update – ISD/Strategic Procurement Division – Julie Whiteside

VII. Future Agenda Items (5 min)

VIII. Reasonable opportunity for the public to be heard before County Boards (Sec. 2-11.39.3) (5 min)

Delivering Excellence Every Day

COUNTY

IX. Adjournment (5 min)

NEXT BOARD MEETING: July 31, 2024

TABLE OF CONTENTS

AGENDA

March 27, 2024, Meeting Minutes	1
SBE A&E Business Outreach and Education	2
SBE A&E Certification Report	3
SBE A&E Utilization Report	4
Jackson Health System Report	5
SBE A&E Task Log	6

March 27, 2024, Meeting Minutes

Miami-Dade County
Small Business Enterprise – Architecture and Engineering
Advisory Board Meeting
March 27, 2024, Meeting Minutes

Start: 10:30 AM
 Stop: 11:48 AM

Appointed: 6
 Quorum: 4

(E)=Excused (U) = Unexcused

Members Present (5)	Members Absent (1)
Juan A. Crespi (Chairman)	Raul Velarde(E)
Brett Moss	
Deborah Swain	
Berrin Tansel	
Ivette Argudin	

Staff- Gary T. Hartfield (SBD Director), Laurie Johnson (SBD Section Chief), Jeanise Cummings-Labossiere (SBD Section Chief), Michou Jean (SBD Section Manager), Carlos Ansuarez (SBD Section Manager), Alicia Anderson (SBD Section Manager), Patrick Hines (SBD), Sandra Petithomme (SBD) and Dwayne T. Holloway (SBD)

I. Welcome/Introductions:

- a. Chairman Juan A. Crespi called the Architecture and Engineering (A&E) Advisory Board meeting to order at 10:30 AM. Ms. Sandra Petithomme (SBD) conducted the roll call with five (5) Advisory Board members were present.

II. Old Business

a. Approval /Modification of Agenda

Ms. Deborah Swain moved to add New Business - Errors and Omissions to A&E Contracts. It was seconded by Ms. Tansel . The motion passed by a vote of 5-0.

b. Approval of January 31, 2024 – Meeting Minutes

It was moved by Mr. Brett Moss to approve the January 31, 2024, meeting minutes. This motion was seconded by Ms. Deborah Swain. The motion passed by a vote of 5-0.

III. SBD Section Reports

a. Director Gary T. Hartfield

Mr. Gary T. Hartfield, the Director of the Office of Small Business Development, briefed the board members on Senate Bill (SB) 742. He mentioned the bill had received unanimous approval from the Florida Senate. Mr. Hartfield indicated that the Senate had adopted the amended language proposed for SB 742. He informed the board members that the next step would involve the governor signing the bill into law. Mr. Hartfield emphasized that once the bill is signed, as of July 1, 2024, the County would no longer be able to enforce responsible wages and workforce measures as stipulated in the approved bills by the Florida House and Senate.

Miami-Dade County
Small Business Enterprise – Architecture and Engineering
Advisory Board Meeting
March 27, 2024, Meeting Minutes

Mr. Hartfield further explained that this bill would prohibit all Florida Counties from regulating contracts involving privately funded projects.

Additionally, Mr. Hartfield indicated that he had a discussion with the county attorney to gain insight into the potential impact on existing contracts with provisions for responsible wages, workforce measures, and Small Business Enterprise (SBE) participation. He noted that these contracts would likely remain in effect as initially agreed upon, since the legislation does not apply retroactively.

b. SBE-A&E Business Outreach and Education Report- Lawanda Wright-Robinson (SBD Section Chief)

- i. Mr. Carlos Ansuarez (SBD section Manager) presented the report on behalf of Lawanda Wright-Robinson (SBD Section Chief) for reporting period December 1, 2023 – January 31, 2024. Mr. Carlos informed the board that there was a total of 12 for Certification Assistance; a total of 3 Needs Assessment meetings; 1 Payment Issue; Payment Issues Related to Dollars totaled \$15,695.

c. SBE- A&E Certification Report – Jeanise Cummings-Labossiere (SBD Section Chief)

- i. Ms. Jeanise Cummings-Labossiere presented the report for the period of December 1, 2023 – January 31, 2024. She informed the board that there were 245 certified SBE firms. Ms. Cummings reported to the board that there were 3 new applications received, no firms graduated, and none were denied during this period.

d. SBD Utilization Report – Rossi Siewnarine (SBD Section Chief)

- i. Mr. Patrick Hines (SBD) presented the report on behalf of Mr. Rossi Siewnarine (SBD Section Chief) for reporting period December 1, 2023 – January 31, 2024. Mr. Hines reported the total number of contracts awarded, including the demographics during this period was \$7.6 million. He informed the board members that the reporting period for this cycle was short , and only the Equitable Distribution Program (EDP) contract were awarded.
- ii. Mr. Brett Moss requested for future utilization reports to be separated between EDP totals from Architecture and Engineer (A&E). He emphasized s that the board would like to know how much was going into the architectural and engineering sector.
- iii. Mr. Juan Crespi requested data on the regular contracts awarded, set aside, and contracts awarded through the EDP program, focusing on the portion allocated to architects. Mr. Crespi requested a list of both

Miami-Dade County
Small Business Enterprise – Architecture and Engineering
Advisory Board Meeting
March 27, 2024, Meeting Minutes

the firms awarded contracts and the architects and engineers involved in the projects.

- iv. Ms. Ivette Argudin suggested that the board maximize the contracts that have already been awarded.
- v. Ms. Barin Tansel questioned whether an audit process had been conducted for the firms that apply to determine if they were locally headquartered.
- vi. Mrs. Laurie Johnson (SBD Section Chief) informed the board that fulfilling the request to provide contract award information only for architects would need manual examination of all the awards. Ms. Johnson explained that due to Small Business Development (SBD) overseeing three (3) separate programs, the reports were structured to be consistent. She stated that the reports traditionally display the dollar amounts but expressed her willingness to provide the numbers of EDP assignment for any specified period requested by the board. Ms. Johnson explained clarified that the system was designed to identify firms based on technical certifications conducted by the strategic procurement unit. She stated that firms could possess multiple disciplines, with few being exclusively architects or engineers. Ms. Johnson reiterated SBD's commitment to identifying awards based on architectural or engineering services. Additionally, Ms. Johnson clarified that while SBD required firms to provide a tax receipt indicating an office within the county, but SBD does not require firms to be locally headquartered.

e. Jackson Health System Report – Kenneth Robertson (JHS)

- i. Mr. Kenneth Robertson presented the report for December 1, 2023 – January 31, 2024, noting Eight (8) of sixteen (16) awards for the period were to SBE primes with an overall participation of 28.2%.

IV. New Business

a. Taskforce Update - Pablo Valin (ISD/Strategic Procurement Division)

- i. Mr. Pablo Valin (ISD) informed the board that the revised I-O 3-39 was scheduled to be heard at the for April 8th Chairman Policy Council meeting. Mr. Valin noted an amendment to I-O 3-39 was implemented, stating the complicity with Florida State Legislation regarding advertising requirements in either a local newspaper or a website that meet certain criteria.

b. Errors and Omissions to A&E Contracts- Ms. Deborah Swain

- i. Ms. Swain informed the board that the Department of Water and Sewer was awarding several new contracts, including language in the Errors and Omissions section that bypasses the liability insurance. She raised concerns about SBD's requirement for firms to maintain professional insurance ranging

Miami-Dade County
Small Business Enterprise – Architecture and Engineering
Advisory Board Meeting
March 27, 2024, Meeting Minutes

from \$2 to \$4 million dollars, questioning its significance if it could be bypassed contractually.

V. Reasonable opportunity for the public to be heard before County Boards (Sec. 2-11.39.3)

- a. Chairman Crespi opened the reasonable opportunity for the public to be heard; seeing no one come forward to speak, the reasonable opportunity to be heard was closed.

VI. Adjournment

- a. There being no further business to come before the Small Business Enterprise (SBE) Architecture and Engineering Board, Chairman Juan A. Crespi adjourned the meeting at 11:48 am.

SBE Business Outreach and Education

Internal Services Department
Small Business Development (SBD)
Small Business Enterprise – Architect & Engineers
Business Outreach and Education Section
February 1, 2024 to March 31, 2024

		Total for Period	YTD Total
Activity	Assistance Provided to Small Business Enterprise- Architecture & Engineering Program		
1	Certification Assistance	28	100
2	Needs Assessment Meetings (NAMS)	1	9
3	Technical Assistance	15	78
4	Payment Issues	1	2
4.1	Payment Issues Related Dollars	\$7,600	\$23,295
5	Prompt Payment Issues	0	0
5.1	Prompt Payment Related Dollars	0	0
6	Contract Issues (Non-dollar related)	0	1
7	Contact with SBE-Architecture & Engineering Firms (emails highlighting contract opportunities)	0	1,247

		Total for Period	YTD Total
Activity	Training, Education and Outreach Activities		
1	Small Business Development (sponsored) Workshops and Forums	1	3
1.1	Number of Attendants	6	18
2	Partnership Workshops & Forums	1	5
2.1	Number of Firms (with whom contact was made)	6	145
Activity	Technical Training & Development Workshops		
3	SE Tier and Preference Training	0	0
3.1	n/a		

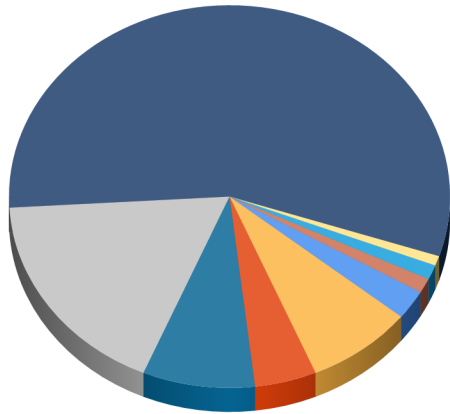
SBE A&E Certification Report

Certified Directory - Ethnicity & Gender Summary

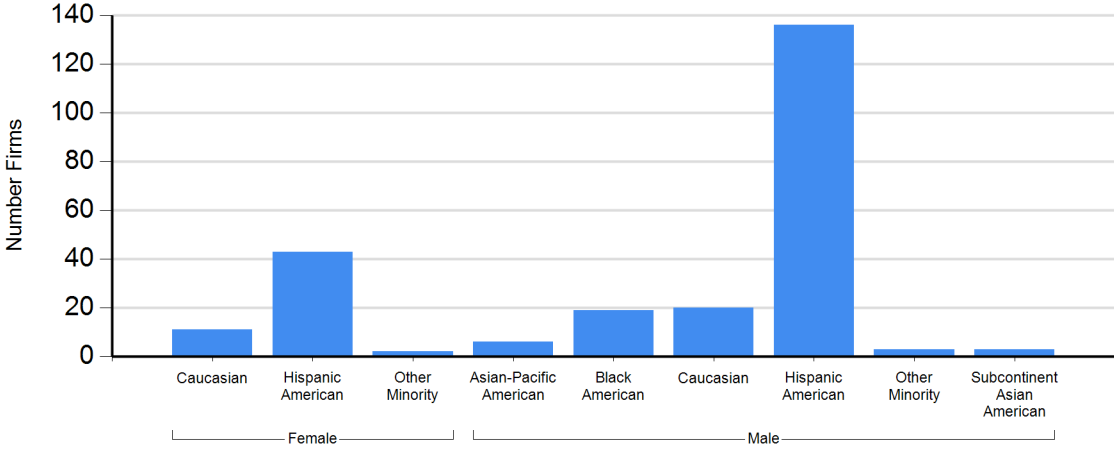
Ethnicity & Gender Summary

Ethnicity	Gender	Number Firms	Percent of Total
Asian-Pacific American	Male	6	2.47%
Black American	Male	19	7.82%
Caucasian	Female	11	4.53%
Caucasian	Male	20	8.23%
Hispanic American	Female	43	17.70%
Hispanic American	Male	136	55.97%
Other Minority	Female	2	0.82%
Other Minority	Male	3	1.23%
Subcontinent Asian American	Male	3	1.23%
Total Firms		243	

Certified Directory - Ethnicity & Gender Summary



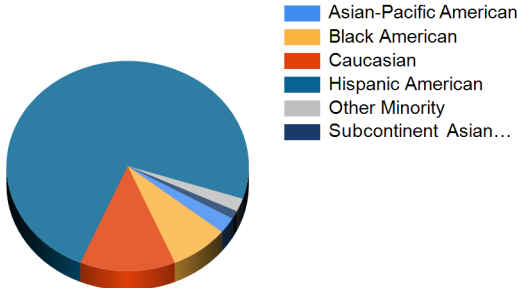
- Asian-Pacific American - Male
- Black American - Male
- Caucasian - Female
- Caucasian - Male
- Hispanic American - Female
- Hispanic American - Male
- Other Minority - Female
- Other Minority - Male
- Subcontinent Asian American - Male



Certified Directory - Ethnicity & Gender Summary

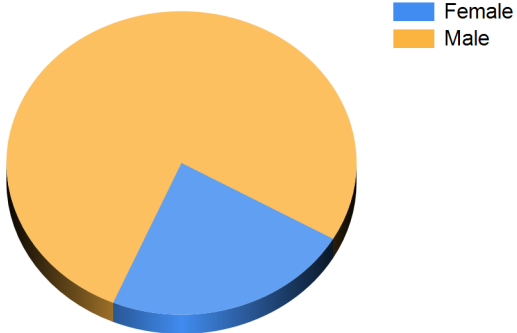
Ethnicity Summary

Ethnicity	Number Firms	Percent of Total
Asian-Pacific American	6	2.47%
Black American	19	7.82%
Caucasian	31	12.76%
Hispanic American	179	73.66%
Other Minority	5	2.06%
Subcontinent Asian American	3	1.23%
Total Firms	243	

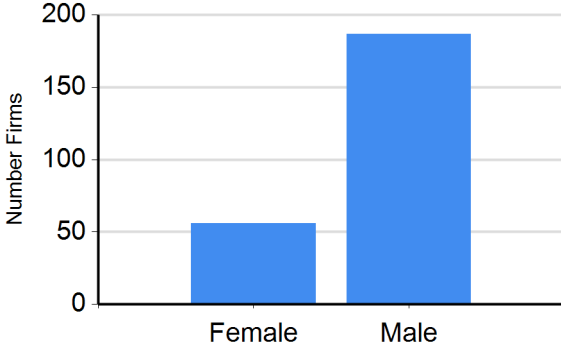
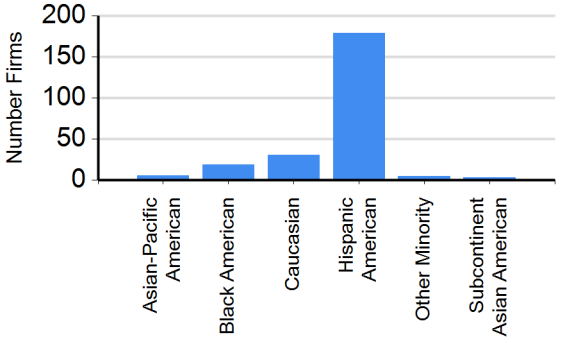


Gender Summary

Gender	Number Firms	Percent of Total
Female	56	23.05%
Male	187	76.95%
Total Firms	243	



Certified Directory - Ethnicity & Gender Summary



SBE A&E Utilization Report

Miami-Dade County Small Business Enterprise (SBE) Architectural & Engineering Program

Contract Type	CONTRACTS AWARDED ANNUAL REPORTING: 2020						CONTRACTS AWARDED ANNUAL REPORTING: 2021						CONTRACTS AWARDED ANNUAL REPORTING: 2022						CONTRACTS AWARDED ANNUAL REPORTING: 2023					
	TOTAL (SBE + NO SBE GOALS/MEASURES)						TOTAL (SBE + NO SBE GOALS/MEASURES)						TOTAL (SBE + NO SBE GOALS/MEASURES)						TOTAL (SBE + NO SBE GOALS/MEASURES)					
	SBE		NON-SBE		TOTAL		SBE		NON-SBE		TOTAL		SBE		NON-SBE		TOTAL		SBE		NON-SBE		TOTAL	
1. Architectural	6,713,516	55%	5,456,540	45%	12,170,056	17%	15,551,463	19%	67,709,087	81%	83,260,550	27%	9,857,048	43%	13,032,967	57%	22,890,015	17%					-	0%
2. Design					-	0%	1,823,789	14%	11,203,361	86%	13,027,150	4%	827,063	15%	4,686,688	85%	5,513,750	4%					-	0%
3. EDP	12,338,215	31%	27,477,249	69%	39,815,464	57%	20,936,105	38%	33,655,691	62%	54,591,796	17%	13,946,234	36%	24,431,196	64%	38,377,430	29%	17,930,528	44%	23,258,716	56%	41,189,244	25%
4. Engineering	3,537,979	20%	14,070,265	80%	17,608,244	25%	25,822,610	16%	136,723,315	84%	162,545,924	52%	6,623,624	10%	58,635,437	90%	65,259,061	49%	3,440,580	3%	123,204,837	97%	126,645,417	75%
TOTAL	22,589,711	32%	47,004,054	68%	69,593,765	100%	64,133,967	20%	249,291,454	80%	313,425,421	100%	31,253,968	24%	100,786,288	76%	132,040,256	100%	21,371,108	13%	146,463,553	87%	167,834,661	100%

Contract Type	CONTRACTS PAID ANNUAL REPORTING: 2020						CONTRACTS PAID ANNUAL REPORTING: 2021						CONTRACTS PAID ANNUAL REPORTING: 2022						CONTRACTS PAID ANNUAL REPORTING: 2023					
	TOTAL (SBE + NO SBE GOALS/MEASURES)						TOTAL (SBE + NO SBE GOALS/MEASURES)						TOTAL (SBE + NO SBE GOALS/MEASURES)						TOTAL (SBE + NO SBE GOALS/MEASURES)					
	SBE		NON-SBE		TOTAL		SBE		NON-SBE		TOTAL		SBE		NON-SBE		TOTAL		SBE		NON-SBE		TOTAL	
1. Architectural	7,411,349	49%	7,754,986	51%	15,166,335	12%	3,677,872	48%	3,936,327	52%	7,614,199	7%	3,589,957	33%	7,230,379	67%	10,820,336	9%	6,348,574	34%	12,551,174	66%	18,899,748	14%
2. Design		0%	20,145	100%	20,145	0%	46,923	38%	75,145	62%	122,068	0%	384,555	244%	(226,684)	-144%	157,871	0%	25,274	3%	731,433	97%	756,707	1%
3. EDP	4,386,313	56%	3,454,767	44%	7,841,080	6%	4,919,436	38%	8,034,688	62%	12,954,124	12%	7,100,155	36%	12,653,416	64%	19,753,571	16%	7,124,371	35%	13,048,689	65%	20,173,060	15%
4. Engineering	21,911,483	21%	80,883,150	79%	102,794,633	82%	18,001,431	20%	71,651,674	80%	89,653,104	81%	19,278,455	21%	72,708,442	79%	91,986,896	75%	19,673,920	21%	75,137,844	79%	94,811,764	70%
TOTAL	33,709,145	27%	92,113,048	73%	125,822,193	100%	26,645,662	24%	83,697,834	76%	110,343,496	100%	30,353,122	25%	92,365,552	75%	122,718,674	100%	33,172,138	25%	101,469,140	75%	134,641,278	100%

Ethnicity Type	CONTRACTS AWARDED DEMOGRAPHICS ANNUAL REPORTING: 2020					CONTRACTS AWARDED DEMOGRAPHICS ANNUAL REPORTING: 2021					CONTRACTS AWARDED DEMOGRAPHICS ANNUAL REPORTING: 2022					CONTRACTS AWARDED DEMOGRAPHICS ANNUAL REPORTING: 2023																
	TOTAL (SBE + NO SBE GOALS/MEASURES)					TOTAL (SBE + NO SBE GOALS/MEASURES)					TOTAL (SBE + NO SBE GOALS/MEASURES)					TOTAL (SBE + NO SBE GOALS/MEASURES)																
	Male	Female	Unknown	TOTAL		Male	Female	Unknown	TOTAL		Male	Female	Unknown	TOTAL		Male	Female	Unknown	TOTAL													
1. Asian Pacific American	697,153	100%	-	0%	697,153	1%	2,567,652	100%	-	0%	2,567,652	1%	550,000	100%	0%	550,000	0%	841,504	100%	0%	841,504	1%										
2. Black American	1,853,777	100%	-	0%	1,853,777	3%	18,104,298	100%	15,210	0%	18,119,508	6%	5,814,406	100%	1,000	0%	5,815,406	4%	2,280,760	100%	0%	2,280,760	1%									
3. Caucasian	23,086,612	76%	7,175,959	24%	30,262,570	43%	109,746,012	90%	12,111,621	10%	121,857,633	39%	44,224,158	76%	14,240,750	24%	58,464,908	44%	134,677,514	99%	942,337	1%	534,800	0%	136,154,651	81%						
4. Hispanic American	19,280,011	70%	8,209,203	30%	27,489,213	39%	34,894,471	63%	19,746,641	35%	1,075,181	2%	55,716,293	18%	27,301,781	80%	6,626,391	20%	33,928,171	26%	15,633,829	70%	6,756,648	30%	22,390,477	13%						
5. Native American					-	0%							-	0%										-	0%							
6. Other Minority	15,000	2%		0%	768,686	98%	783,686	1%	11,446,712	85%	2,073,186	15%	13,519,898	4%		0%	565,441	51%	550,000	49%	1,115,441	1%	737,820	33%	0%	1,498,839	67%	2,236,659	1%			
7. Subcontinent Asian American	515,028	100%		0%	515,028	1%	1,089,548	100%		0%	1,089,548	0%	811,650	100%		0%	811,650	1%	383,940	100%		0%	383,940	0%								
8. Unknown	2,448,105	31%		0%	5,544,232	69%	7,992,337	11%	5,542,547	6%	95,012,342	94%	100,554,890	32%	4,686,688	15%	0%	26,667,992	85%	31,354,679	24%	625,000	18%	0%	2,921,670	82%	3,546,670	2%				
TOTAL	47,895,685	69%	15,385,161	22%	6,312,918	9%	69,593,765	100%	183,391,239	59%	31,873,472	10%	98,160,710	31%	313,425,421	100%	83,388,683	63%	21,433,581	16%	27,217,992	21%	132,040,256	100%	155,180,366	92%	7,698,985	5%	4,955,309	3%	167,834,661	100%

Ethnicity Type	CONTRACTS PAID DEMOGRAPHICS ANNUAL REPORTING: 2020					CONTRACTS PAID DEMOGRAPHICS ANNUAL REPORTING: 2021					CONTRACTS PAID DEMOGRAPHICS ANNUAL REPORTING: 2022					CONTRACTS PAID DEMOGRAPHICS ANNUAL REPORTING: 2023																
	TOTAL (SBE + NO SBE GOALS/MEASURES)					TOTAL (SBE + NO SBE GOALS/MEASURES)					TOTAL (SBE + NO SBE GOALS/MEASURES)					TOTAL (SBE + NO SBE GOALS/MEASURES)																
	Male	Female	Unknown	TOTAL		Male	Female	Unknown	TOTAL		Male	Female	Unknown	TOTAL		Male	Female	Unknown	TOTAL													
1. Asian Pacific American	4,445,813	100%		0%	4,445,813	4%	4,178,007	100%		0%	4,178,007	4%	3,669,984	97%	100,159	3%	0%	3,770,143	3%	2,101,198	100%	0%	2,103,749	2%								
2. Black American	8,167,138	87%	1,249,472	13%	9,416,611	7%	6,403,845	89%	817,286	11%	7,221,131	7%	6,746,769	93%	521,191	7%	0%	7,267,960	6%	7,216,009	94%	468,517	6%	7,684,526	6%							
3. Caucasian	41,349,035	79%	10,695,374	21%	52,051,959	41%	32,639,953	81%	7,848,674	19%	2,671	0%	40,491,297	37%	39,776,921	80%	10,231,993	20%	0%	50,008,914	41%	49,439,457	84%	9,326,892	16%	0%	58,766,349	44%				
4. Hispanic American	31,665,464	77%	9,394,653	23%	41,060,117	33%	28,786,185	77%	8,808,198	23%	0%	0%	37,594,383	34%	32,137,442	75%	10,568,702	25%	0%	42,706,144	35%	33,614,294	71%	13,563,452	29%	0%	47,177,746	35%				
5. Native American					-	0%							-	0%										-	0%							
6. Other Minority	1,985,037	28%		0%	5,040,993	72%	7,026,031	6%	1,990,144	28%	5,115,072	72%	7,105,217	6%	(814,299)	-20%	0%	4,918,584	120%	4,104,285	3%	1,377,345	39%	19,279	1%	2,111,779	60%	3,508,403	3%			
7. Subcontinent Asian American	143,395	93%	10,480	7%	153,875	0%	32,292	81%	7,400	19%	0%	0%	39,692	0%	249,524	100%	0%	0%	249,524	0%	154,445	100%	0%	0%	154,445	0%						
8. Unknown	2,187,516	19%		0%	9,480,271	81%	11,667,788	9%	3,815,239	28%	0%	0%	9,898,531	72%	13,713,769	12%	5,256,595	36%	0%	9,355,109	64%	14,611,704	12%	6,662,525	44%	0%	8,583,535	56%	15,246,060	11%		
TOTAL	89,943,399	71%	21,349,979	17%	14,528,815	12%	125,822,193	100%	77,845,664	71%	17,481,558	16%	15,016,274	14%	110,343,496	100%	87,022,936	71%	21,422,044	17%	14,273,693	12%	122,718,674	100%	100,565,273	75%	23,380,692	17%	10,695,314	8%	134,641,278	100%

NOTES

¹As a result of two landmark cases (Engineering Contractors Association v. Metropolitan Dade County and Hershell Gill Consulting Engineers, Inc. v. Miami-Dade County) Miami-Dade County's three Small Business Enterprise (SBE) programs in Construction, A&E, and Goods and Services are race and gender neutral.

²The capturing of demographic data is based on voluntary information provided and or entered by prime and sub-contractors.

³Payments reported may be from contracts awarded outside the reporting period.

Miami-Dade County Small Business Enterprise (SBE) Architectural & Engineering Program

CONTRACTS AWARDED																		
Reporting Period: 2/1/24 to 3/31/24																		
Contract Type	SBE GOALS/MEASURES						NO SBE GOALS/MEASURES						TOTAL (SBE + NO SBE GOALS/MEASURES)					
	SBE		NON-SBE		TOTAL		SBE		NON-SBE		TOTAL		SBE		NON-SBE		TOTAL	
1. Architectural		0%	671,721	100%	671,721	100%					-	0%	-	0%	671,721	100%	671,721	7%
2. Design					-	0%					-	0%	-		-		-	0%
3. EDP					-	0%	3,960,000	44%	5,042,214	56%	9,002,214	100%	3,960,000	44%	5,042,214	56%	9,002,214	93%
4. Engineering					-	0%					-	0%	-		-		-	0%
TOTAL		0%	671,721	100%	671,721	100%	3,960,000	44%	5,042,214	56%	9,002,214	100%	3,960,000	41%	5,713,934	59%	9,673,934	100%

CONTRACTS PAID																		
Reporting Period: 2/1/24 to 3/31/24																		
Contract Type	SBE GOALS/MEASURES						NO SBE GOALS/MEASURES						TOTAL (SBE + NO SBE GOALS/MEASURES)					
	SBE		NON-SBE		TOTAL		SBE		NON-SBE		TOTAL		SBE		NON-SBE		TOTAL	
1. Architectural	389,566	180%	(172,651)	-80%	216,915	4%	381,798	14%	2,279,223	86%	2,661,021	33%	771,364	27%	2,106,572	73%	2,877,936	22%
2. Design					-	0%					-	0%	-		-		-	0%
3. EDP					-	0%	467,628	26%	1,297,438	74%	1,765,066	22%	467,628	26%	1,297,438	74%	1,765,066	13%
4. Engineering	761,008	16%	4,018,202	84%	4,779,210	96%	258,792	7%	3,400,252	93%	3,659,043	45%	1,019,800	12%	7,418,454	88%	8,438,253	65%
TOTAL	1,150,574	23%	3,845,551	77%	4,996,125	100%	1,108,217	14%	6,976,913	86%	8,085,130	100%	2,258,792	17%	10,822,464	83%	13,081,255	100%

CONTRACTS AWARDED DEMOGRAPHICS																								
Reporting Period: 2/1/24 to 3/31/24																								
Ethnicity Type	SBE GOALS/MEASURES						NO SBE GOALS/MEASURES						TOTAL (SBE + NO SBE GOALS/MEASURES)											
	Male		Female		Unknown		TOTAL		Male		Female		Unknown		TOTAL		Male		Female		Unknown		TOTAL	
1. Asian Pacific American						-	0%							-	0%							-	0%	
2. Black American							0%	300,000	90%	32,248	10%		0%	332,248	4%	300,000	90%	32,248	10%		0%	332,248	3%	
3. Caucasian							0%	1,300,000	57%	999,966	43%		0%	2,299,966	26%	1,300,000	57%	999,966	43%		0%	2,299,966	24%	
4. Hispanic American							0%	4,635,000	84%	900,000	16%		0%	5,535,000	61%	4,635,000	84%	900,000	16%		0%	5,535,000	57%	
5. Native American							0%							-	0%							-	0%	
6. Other Minority							0%							-	0%							-	0%	
7. Subcontinent Asian American							0%	215,000	100%		0%		0%	215,000	2%	215,000	100%		0%		0%	215,000	2%	
8. Unknown		0%		0%	671,721	100%	671,721	100%	120,000	19%		0%	500,000	81%	620,000	7%	120,000	9%		0%	1,171,721	91%	1,291,721	13%
TOTAL		0%		0%	671,721	100%	671,721	100%	6,570,000	73%	1,932,214	21%	500,000	6%	9,002,214	100%	6,570,000	68%	1,932,214	20%	1,171,721	12%	9,673,934	100%

CONTRACTS PAID DEMOGRAPHICS																								
Reporting Period: 2/1/24 to 3/31/24																								
Ethnicity Type	SBE GOALS/MEASURES						NO SBE GOALS/MEASURES						TOTAL (SBE + NO SBE GOALS/MEASURES)											
	Male		Female		Unknown		TOTAL		Male		Female		Unknown		TOTAL		Male		Female		Unknown		TOTAL	
1. Asian Pacific American	32,391	100%		0%		0%	32,391	1%	-					-	0%	32,391	100%		0%		0%	32,391	0%	
2. Black American	128,718	100%		0%		0%	128,718	3%	388,230	100%		0%		388,230	5%	516,948	100%		0%		0%	516,948	4%	
3. Caucasian	2,216,214	82%	498,359	18%		0%	2,714,573	54%	3,988,125	97%	108,606	3%		0%	4,096,731	51%	6,204,339	91%	606,966	9%		0%	6,811,304	52%
4. Hispanic American	1,162,263	79%	304,987	21%		0%	1,467,250	29%	828,680	59%	575,237	41%		0%	1,403,917	17%	1,990,943	69%	880,224	31%		0%	2,871,168	22%
5. Native American							-	0%						-	0%							-	0%	
6. Other Minority	79,316	51%		0%	76,966	49%	156,282	3%	27,990	58%		0%	20,541	42%	48,531	1%	107,306	52%		0%	97,507	48%	204,812	2%
7. Subcontinent Asian American							-	0%						-	0%							-	0%	
8. Unknown	(23,814)	-5%		0%	520,726	105%	496,911	10%	1,947,053	91%		0%	200,668	9%	2,147,721	27%	1,923,238	73%		0%	721,394	27%	2,644,632	20%
TOTAL	3,595,087	72%	803,347	16%	597,692	12%	4,996,125	100%	7,180,078	89%	683,844	8%	221,209	3%	8,085,130	100%	10,775,165	82%	1,487,190	11%	818,900	6%	13,081,255	100%

NOTES

¹As a result of two landmark cases (Engineering Contractors Association v. Metropolitan Dade County and Hershell Gill Consulting Engineers, Inc. v. Miami-Dade County) Miami-Dade County's three Small Business Enterprise (SBE) programs in Construction, A&E, and Goods and Services are race and gender neutral.

²The capturing of demographic data is based on voluntary information provided and or entered by prime and sub-contractors.

³Payments reported may be from contracts awarded outside the reporting period.

Jackson Health System Report

Jackson Health System A/E Awards February - March 2024

Miami-Dade County EDP / Continuing Term Contracts / RFQs

SBE Part.	Total Award	SBE Prime?	Firm	SBE Part.	Project Title
\$19,990.95	\$19,990.95	Y	Ferguson Glasgow Schuster Soto	100.00%	A/E Space Fit Planning Services for Pediatric Clinic at the Former Moe's Site
\$77,408.66	\$77,408.66	Y	Red Design Group	100.00%	A/E Services for the JHS Donor Desk Project
\$7,040.00	\$8,540.00	N	HKS Architects	82.44%	A/E Services CO#7 for JMMC ED Expansion Project Addt'l Services
\$31,627.46	\$31,627.46	Y	Ferguson Glasgow Schuster Soto	100.00%	A/E Services for Red Garage Traffic Rerouting
\$5,180.27	\$5,180.27	Y	Red Design Group	100.00%	A/E Services CO#2 for East Tower Utility Center Renovations
\$24,045.00	\$24,045.00	Y	Red Design Group	100.00%	A/E Services for the JMMC East Tower Energy Plant Exterior Generator Transfer Switch
\$4,121.40	\$4,121.40	Y	Red Design Group	100.00%	A/E Services CO#1 for ACC-West 1st Floor Renovation Project
\$217,311.61	\$217,311.61	Y	Red Design Group	100.00%	A/E Services for the ACC-West Basement Renovation Project
\$0.00	\$60,555.64	N	Terracon Consultants	0.00%	Materials Testing Services CO#1 for the JMMC ED Expansion Project
\$386,725.35	\$448,780.99	7 of 9 projects to SBE primes		86.17%	Overall SBE A/E Participation
\$47,854.40	\$517,629.22	2 of 7 projects to SBE primes		9.24%	Overall SBE A/E Participation
\$434,579.75	\$966,410.21	9 of 16 projects to SBE primes		44.97%	Overall SBE A/E Participation

Feb.-March 2024 (Current Period)

Jan. 2024

Running Year to Date

Task Log

**SBE - A&E Advisory Board Task Log
As of May 2024**

#	Task	Department	Comment	Status
1	IO 3-39	PROCUREMENT	Mr. Valin noted an amendment to I-0 3-39 was implemented, compliant with Florida State Legislation regarding advertising requirements for advertising in local newspaper or a website that meet criteria.	Pending
2	Selection & Scoping of Projects that are SBE Set Asides			
3	The volume of these Set-Asides projects... proportionate to the amount of sbe firms			
4	MDC A/E Agreements that are fair to all parties			
5	Fee negotiations- fees negotiated need to be commensurate with the tasks- that follow state CCNA			
6	MDC needs to consider SBE firms overhead rates (either recognize State of Florida audited/certified OH rates ex: FDOT or conduct their own audit) Essentially all small firms have overhead rates much higher than that of larger firms.			
7	Early tracking of payments to SBE Sub-consultants starting at 25% of billings			
8	Design-Build Projects 3rd Tier SBE Subs - payments in a timely manner			

**THANK YOU FOR ATTENDING THE
SBE/A&E
ADVISORY BOARD MEETING**

THE NEXT MEETING IS SCHEDULED FOR:

July 31, 2024