

**SMALL BUSINESS ENTERPRISE
CONSTRUCTION**

March 18, 2024



miamidade.gov

Office of Small Business Development
111 NW 1 Street, 19th Floor
Miami, Florida 33128
T 305-375-3111 F 305-375-3160

Miami-Dade County
SMALL BUSINESS ENTERPRISE - CONSTRUCTION
ADVISORY BOARD MEETING

Monday, March 18, 2024 @1:00 p.m.

Virtual Meeting Zoom URL:

https://miamidade.live/SBE-ConstructionAdvisoryBoard

Webinar ID: 954 5601 8608

AGENDA

- I. Welcome/Introductions (5 min)
II. Old Business (15 min)
a. Approval of January 22, 2024, Construct Advisory Board Meeting Minutes
III. Discussion (45 min)
a. Task Logs
b. Senate Bill (SB) 742
IV. SBD Section Reports (15 min)
a. SBE - Construction Business Outreach & Education.....Lawanda Wright
SBD Business Outreach & Education
b. SBE - Construction Certification Report.....Jeanise Cummings-Labossiere
SBD Certification
c. SBE - Construction Project Review & Analysis.....Laurie Johnson
SBD Project Review & Analysis
d. SBE - Construction Utilization Report..... Rossi Siewnarine
SBD Policy & Legislation Management
V. Construction Management Reporting (50 min)
a. Miscellaneous Construction Contract MCC 9-18
..... Ginny Mirabel
b. DTC Vertical Expansion (Turner Construction)
..... Jordyn Hopkins
c. Design, Build, Finance, Operate, Maintain Civil and Probate Courthouse
.....Armando Perez
d. MSC Cruise Terminal (Fincantieri Infrastructure Florida)
..... Roberto Curcuruto



miamidade.gov

Office of Small Business Development
111 NW 1 Street, 19th Floor
Miami, Florida 33128
T 305-375-3111 F 305-375-3160

e. **DTC East Tower Vertical Expansion (SHELL)**
..... Vincent Collins

f. **Poole & Kent Company of Florida**
..... Brian MacClugage

VI. **New Business (15 min)**
a. Request for future agenda items

VII. **Reasonable opportunity for the public to be heard before County boards (Sec. 2-11.39.3) - (5 min)**

VIII. **Adjournment (5 min)**



NEXT BOARD MEETING: May 20, 2024

TABLE OF CONTENTS

AGENDA

January 22, 2024, Meeting Minutes	1
Task Log	2
SBE - Construction Business Outreach & Education	3
Bonding and Financial Assistance Report	4
SBE – Construction Certification Report	5
SBE – Project Review & Analysis	6
SBE – Construction Utilization Report	7
Miscellaneous Construction Contract MCC- 9-18 (Monthly Report)	8
Miscellaneous Construction Contract MCC- 9-18	9
DTC Vertical Expansion (Turner Construction)	10
Design, Build, Finance, Operate, Maintain Civil and Probate Courthouse (Plenary Justice Miami LLC)	11
MSC Cruise Terminal (Fincantieri Infrastructure Florida)	12
DTC East Tower Vertical Expansion (SHELL) SKANSKA	13
S-889 CD 2.15(1) Plant 2 Cluster 1 Digester Upgrades S-897 SDWWTP Digester & Control BLD S-909 CDWWTP Plant 2 Cluster 2 Digester S-884 & S-888 Design build Thickening Sludge S-922CD 1.05.2 Effluent PS Electria (Poole & Kent Company of Florida)	14

January 22, 2024, Meeting Minutes

**Small Business Enterprise Construction
Advisory Board Meeting Minutes
January 22, 2024
SBD Main Conference Room**

Start: 1:10 PM
Stop: 2:52 PM

Appointed: 9
Quorum: 5

(E)=Excused (U) =Unexcused

<u>PRESENT (6)</u>	<u>ABSENT (3)</u>
William Derrer (Chairperson)	Dorothy Brown-Alfaro (E)
Anthony R. Gomez	Elsie K. Hamler (E)
Jessie Bernard Houston	D'Alessandro Salvatore (E)
Alejandro Munilla	
Shellie Ransom-Jackson	
Jeovanni R. Tarafa	

Staff Present:

Laurie Johnson (SBD Section Chief), Cynthia France (SBD Section Manager), Ms. Alice Hidalgo-Gato (SBD Section Chief), Michou Jean (SBD Section Manager), Sandra Petithomme (SBD), Dwayne Holloway (SBD).

I. Welcome/Introductions – Ms. Michou Jean convened the SBE Construction Advisory Board meeting at 1:10 pm. Ms. Jean welcomed the members and conducted the roll call, followed by staff introduction. Chairman William Derrer extended a warm welcome to all the members of the Board along with staff and proceeded to discuss the agenda.

II. Old Business

a. Approval of September 18, 2023, Construction Advisory Board Meeting Minutes

It was moved by Ms. Shellie Ransom-Jackson to approve September 18, 2023, Construction Advisory Board Meeting minutes. This motion was seconded by Mr. Jessie Houston, and upon being put to a vote, the motion passed by a vote of 6-0.

b. Approval of November 20, 2023, Construction Advisory Board Meeting Minutes

It was moved by Ms. Shellie Ransom-Jackson to approve November 20, 2023, Construction Advisory Board Meeting minutes. This motion was seconded by Mr. Jessie Houston, and upon being put to a vote, the motion passed by a vote of 6-0.

II. Discussion

a. 2024 Construction Advisory Board Meeting Date

Chairman William Derrer informed the board members that the Construction meeting was held the 3rd Monday of every other month. He noted the board members had a copy of the meeting dates flier for 2024 in their agenda packet.

**Small Business Enterprise Construction
Advisory Board Meeting Minutes
January 22, 2024
SBD Main Conference Room**

b. Attendance/Quorum

Ms. Michou Jean (Section Manager) addressed the attendance and quorum requirements, highlighting that some of the boards faced challenges in holding meetings due to lack of quorum. She emphasized the importance of improving communication and coordination from a staff perspective to ensure that board members were informed about meeting dates through calendar invites, emails, and follow-up calls. Ms. Jean acknowledged the voluntary nature of the board members' role and expressed gratitude for the members' dedication. However, she stressed the need for timely responses in communication efforts to ensure that meetings could proceed effectively, with the chairs being informed whether a quorum was achieved or not.

c. Required Training

Ms. Jean informed the board members about the mandatory training for ethics and sexual harassment. She noted all board members were required to satisfy the training per Miami-Dade County code for board members.

d. Term Limits

Ms. Jean mentioned that she would provide the board members with details regarding their respective organizations, including their appointment dates and expiration dates, to allow board members to keep track of their terms. She emphasized the importance of being aware of upcoming term expirations and vacancies within the organizations.

e. Expectations

Ms. Jean provided the board members with an overall expectation based on Miami-Dade County Code for board members.

f. Task Log

Mr. Gary T. Hartfield, Director of the Office of Small Business Development, addressed the board members regarding Senate Bill 742, emphasizing that the legislation essentially mirrors actions taken eight months ago. He underscored a crucial aspect highlighted in the bill which emphasizes the language "*local dollars or*". Mr. Hartfield pointed out that Miami-Dade County had been extremely proactive in its Small Business Enterprise (SBE) program, which significantly contributes to the local economy by enabling small businesses to participate and ensuring their employees receive fair wages. He expressed concern that this legislation could impact the entire SBE program, workforce program, and wage program. He mentioned that the same version of the bill was discussed in the House of Representatives the previous Friday. Mr. Hartfield concluded that if the bill passes, by July 1, 2024, Miami-Dade County would no longer be able to enforce or implement its SBE, workforce, and wage programs on any future contracts, regardless of circumstances.

Discussion ensued amongst the board members and Mr. Hartfield regarding the impact of SB 742 on small local businesses.

**Small Business Enterprise Construction
Advisory Board Meeting Minutes
January 22, 2024
SBD Main Conference Room**

IV. SBD Section Reports

a. SBE-Construction Business Outreach & Education

Ms. Lawand Wright, (Section Chief), updated the board members on the Business Outreach & Education report for periods October 1, 2023, to November 30, 2023. She informed the board members that there were no prompt payment issues, but there were (3) three contract issues.

In response to Chairman Derrer's question regarding what the three contract issues consist of, Ms. Wright indicated those contract issues stemmed from discrepancy on work that needed to be performed.

Ms. Wright noted for the bonding there were (2) bond applications received for the period. She stated the (2) two applications were approved, and the variables approved bond applications was \$1,078,000.00. Ms. Wright indicated that staff assisted (2) two firms with a loan lease for the period.

Pursuant to Mr. Jessie Houston's question regarding the type of loan assistant the firms received, Ms. Wright explained that the Business and Outreach Education unit partnered with financial institutions/banks to help facilitate monetary needs for firms.

b. SBE - C SBE-Construction Certification Report (Jeanise Cummings-Labossiere)

Ms. Jeanise Cummings-Labossiere, (Section Manager), briefed the board members on the Construction Certification Report for periods October 1, 2023, to November 30, 2023. She reported a total of 23 applications were received, 15 were new, and 8 certifications. Ms. Cummings-Labossiere also noted there were no firms that graduated, and no firms denied.

c. SBE-Construction Project Review and Analysis (Laurie Johnson)

Ms. Laurie Johnson (SBD Section Chief) informed the board members that there were no reports for this period, but she would provide a detailed report at the upcoming construction meeting.

d. SBE-Construction Utilization Report (Rossi Siewnarine)

Ms. Michou Jean (SBD Section Manager) opined that due to data reporting issues with the Business Management Workforce (BMW) system, they were unable to run the reports for this period. She noted the issue had been resolved and Mr. Rossi Siewnarine (Section Chief) will furnish the report at the upcoming construction meeting.

V. Construction Management Reporting

**Small Business Enterprise Construction
Advisory Board Meeting Minutes
January 22, 2024
SBD Main Conference Room**

a. Miscellaneous Construction Contract MCC-9-18

Ms. Ginny Mirabal presented the MCC-9-18 report for the periods October 1, 2023, to November 30, 2023. She reported out of the \$17,652,698, \$14,807,534 was for construction related values of construction dollars, with \$5,313,000.00 in payments towards small businesses.

b. Project E-Jackson South Medical Center (Turner Construction Company)

Ms. Jordyn Hopkins presented the update on Project E-Jackson South Medical Center, executed by Turner Construction Company, covering the period from October 1, 2023, to November 30, 2023. She informed the board members that the reconciliation process with Miami-Dade County for the South Medical Center project had been successfully completed. She noted the initial goal was set at 32.77%, but Turner Construction Company managed to attain 30.71% due to contract set aside that was reconciled with Miami-Dade County. Ms. Hopkins elaborated that a roofing issue hindered the subcontracting of work to a Small Business Enterprise (SBE) due to insufficient demand. Additionally, she highlighted that Turner Construction Company surpassed its Goods and Services goal of 0.25%, achieving 1.36%, and exceeded the mentorship goal of 6.31%, achieving 8.936%.

c. Project F-Christine E. Lynn Rehabilitation Hospital (Turner Construction)

Ms. Jordyn Hopkins provided the board members with an update for Project F, noting the construction goal was 34.05%, and they achieved 42.46%. She noted the Goods and Services goal was 0.25 and 2.13 was achieved.

d. DTC Vertical Expansion (Turner Construction Company)

Ms. Jordyn Hopkins presented the DTC Vertical Expansion report, noting the construction goal was 21.6%, and 21.87% was achieved. She stated the Goods and Services goal was 0.25%, and 0.55 was achieved.

e. Desing, Build, Finance, Operate, Maintain Civil and Probate Courthouse

Mr. Armando Perez presented the Design, Build, Finance, Operate, Maintain Civil and Probate Courthouse report for the period October 1, 2023, to November 30, 2023, noting the Small Business Enterprise (SBE) goal was 13.11%, and 18.84% was achieved. He noted they contracted \$32, 881,000 and have paid out \$24,381,000 to SBE subcontractors.

f. Grove Central Mixed-Use – Deferred

g. MSC Cruise Terminal (Fincantieri Infrastructure Florida)

**Small Business Enterprise Construction
Advisory Board Meeting Minutes
January 22, 2024
SBD Main Conference Room**

Ms. Deborah Ductant briefed the board members on MSC Cruise Terminal report for periods October 1, 2023, to November 30, 2023. She noted the project, under the specified contract, was focused on achieving the following goals in terms of the design-build aspect: of allocating 14% for design, 10% for construction, and 2.2% for goods and services. She noted the total dollar value contracted to Small Business Enterprise (SBE's) was \$53 million dollars.

h. Poole and Kent Company of Florida - Deferred

i. DTC East Tower Vertical Expansion (SHELL)

Mr. Vincent Collins provided an overview of the DTC East Tower Vertical Expansion report, indicating the mentorship goal for the project was 6.31% for Small Business Enterprise (SBE), with a goal of 32.77% and 10% of the \$6.4 million paid out to contracted Small Business Enterprises (SBE) and then \$2.8 million, and 44% paid out SBE'S in \$2.8 million.

a. Request for future agenda items- None

VII. Reasonable Opportunity for the public to be heard before County boards (Sec. 2-11.39.3).

Chairman William Derrer opened the reasonable opportunity to be heard; seeing no one come forward to speak, the reasonable opportunity to be heard was closed.

VIII. Adjournment

There being no further business to come before the Small Business Enterprise (SBE) Construction Advisory Board, the meeting adjourned at 2:52 p.m.

Task Log

SBE - Construction Advisory Board Task Log
As of March 18, 2024

#	Task	Department	Comment	Status
1	Recommendation #1: Enforce prompt payment and streamline the processing of Small Business Enterprise Construction Services (SBE-C) pay applications for base contract work and retainage. The tracking of these payments from the time that an SBE-C submits the pay application to the Prime or Miami-Dade County to the time that SBE-C is paid. The direct process will assist user departments in tracking and facilitating the contractors experience, which will encourage future business with Miami-Dade County. The Board of County Commissioners should mandate that each department fulfills this recommendation.	SBD	Forward recommendation 1-11 to SBD staff for input	Pending
2	Recommendation #2: Streamline and avoid delays in prompt processing and approval of SBE-Cs change order work from the time that the SBE-C submit the change orders to the Prime or Miami-Dade County, to include the tracking of these change orders, and when the change order is approved, to include from the time that an SBE-C submits the pay application to the Prime or Miami-Dade County to the time that SBE-C is paid. The direct process will assist user departments in tracking and facilitate the contractors experience, which will encourage future business with Miami-Dade County. The Board of County Commissioners should mandate that each department fulfills this recommendation.	SBD	Forward recommendation 1-11 to SBD staff for input	Pending
3	Recommendation #3: Outreach and educate contractors on their contract and what is allotted to them. That way all contractors know the process is to receive payment. SBE-C and non-SBE-C should be automatically paid interest when paid late by Prime and Miami-Dade County. Payment of interest should be tracked by Miami-Dade County.	SBD	Forward recommendation 1-11 to SBD staff for input	Pending
4	Recommendation #4: Miami-Dade County Penalties of 20%, 40%, 60% needs to be reduced back to 10%, 20%, and 30%, for small certified SBE-Cs. Local trade organization should have input from the local industry and Miami-Dade should amend the Administrative Order, Ordinance, and laws to include the SBE-C and local trade organization input. The penalty should not be reduced for larger businesses. In addition, certified small businesses are to receive a warning for a first-time offense.	SBD	Forward recommendation 1-11 to SBD staff for input	Pending
5	Recommendation #5: SBE-Cs should not be burdened with the task to estimate what the future wage rates will be for projects under Miami Dade County Responsible Wages and Benefits Schedule, the SBE-C shall be entitled to an increase with an equitable adjustment with each new Miami-Dade County Responsible Wages & benefit schedule.	SBD	Forward recommendation 1-11 to SBD staff for input	Pending
6	Recommendation #6: SBE-Cs and local construction trade organization should be allowed to provide industry input into both Miami Dade County Responsible Wages, establish the union rate and the Davis Bacon Wages by amending the Administrative Order, Ordinance, and laws to include our input.	SBD	Forward recommendation 1-11 to SBD staff for input	Pending
7	Recommendation #7: SBD and Miami Dade County should be required to provide the SBE-C advisory board members and all SBE-Cs with a draft copy of all legislation that will impact SBE-C prior to any legislation going before Miami Dade County Committees, Board of County Commissioners, and Mayor.	SBD	Forward recommendation 1-11 to SBD staff for input	Pending
8	Recommendation #8: Adopt the Hillsborough County bond program whereby no bid, payment, and performance bond will be required for contracts \$500,000.00 and under in Miami Dade County.	SBD	Forward recommendation 1-11 to SBD staff for input	Pending
9	Recommendation #9: SBE-C Prime and Subcontractor overhead and profit should be increased on Miami Dade County Projects to include MCC-7040, MCC-7360, MCC-9, and other Miami Dade County projects, currently at 20% for change orders.	SBD	Forward recommendation 1-11 to SBD staff for input	Pending
10	Recommendation #10: Recommend that the Board of County Commissioners (BCC) require its departments to consider providing contracting adjustments for fuel, labor, equipment and material price increases when justifiable for projects let out prior to April 1, 2022, and to modify its general requirements to include escalation provisions which allow equitable price adjustments for all future contracts.	SBD	Forward recommendation 1-11 to SBD staff for input	Pending
11	Include House Bill 735 and House Bill 346 on the Construction Advisory Board meetings to discuss how home rule will affect the House Bill 735.	SBD	Discussion	Ongoing discussion
12	How is SBD and Miami-Dade County notifying SBE-Cs and Miami Dade County Departments that Miami-Dade County, effective October 2020 per Florida state law can only hold 5% retainage on public projects.	SBD	Send request to PRAY	Ongoing discussion

13	MENTOR PROTEGE PROGRAM IN MIAMI DADE COUNTY	SBD	Send request to BOE	Ongoing
----	---	-----	---------------------	---------

SBE - Construction Business Outreach & Education

Internal Services Department
Small Business Development (SBD)
Small Business Enterprise – Construction Report
Business Outreach and Education Section
December 1, 2023 to January 31, 2024

		Total for Period	YTD Total
Activity	Assistance Provided to Small Business Enterprise-Construction Program		
1	Certification Assistance	59	238
2	Needs Assessment Meetings (NAMS)	19	29
3	Technical Assistance	84	165
4	Payment Issues	5	8
4.1	Payment Issues Related Dollars	\$603,280	\$662,363
5	Prompt Payment Issues	0	0
5.1	Prompt Payment Issues Related Dollars	0	0
6	Contract Issues (Non-dollar related)	2	5
7	Contact with SBE-Construction Firms (emails highlighting contract opportunities)	1,465	4,395

		Total for Period	YTD Total
Activity	Training, Education and Outreach Activities		
1	Small Business Development (sponsored) Workshops and Forums	2	4
1.1	Number of Attendants	36	110
2	Partnership Workshops & Forums	3	5
2.1	Number of Firms (with whom contact was made)	98	143
Activity	Technical Training & Development Workshops		
3		0	0
3.1	n/a		

Bonding and Financial Assistance Report

**The Office of
Small Business Development
Business Outreach & Education
December 01, 2023-January 30, 2024**

Activity #		Total for	
		Period	YTD Total
	Bonding Assistance	12/01/23-01/30/24	10/01/23-01/31/24
1	Firms Assisted with Bonding Needs	5	9
2	Bond Application Received	3	5
3	Bonding Applications Approved	3	5
4	Bond Applications Denied	0	0
5	Value of Approved Bond Applications	\$1,500,000	\$2,578,000
	Financial Assistance – Non-Covid Related		
1	Firms Assisted with Loan Needs	2	4
2	Loan Application Received **	0	0
3	Loan Applications Approved	0	0
4	Loan Application Denied	0	0
5	Value of Approved Loan Applications	\$	\$

- The other firms that received financial assistance have not submitted a application yet.

Bonding

Race/Ethnicity:

3 hispanic firms

Surety:

Customer's Rule agency, Insource

Financial Assistance

Race/Ethnicity:

Lender:

Workshops hosted

Surety Bond Workshop 08/02/2023

Access to Capital Workshop 04/21/2023

Tax preparation for business growth on 03/01/2024

SBE – Construction Certification Report

Certification Type: SBE-CON
PERIOD: Dec. 1, 2023 to Jan. 31, 2024

			Total Amount	African American	Caucasian	Hispanic	Asian	Native American	Other
	Total Certified SBE-CON as of 1/31/24		746	86	44	602	6	1	7
		New	3 year Recert						
1	Approved Applications (New & Recertification)	9	3						
2	Graduated		0						
3	Denied		0						

Female	Male	Total Amount
133	613	746

This is a race and gender neutral program. This report is for informational purpose

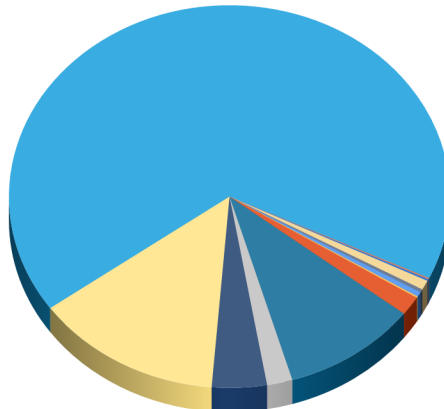
Note: The SBE program is race and gender neutral. This report is for informational purposes only.

Certified Directory - Ethnicity & Gender Summary

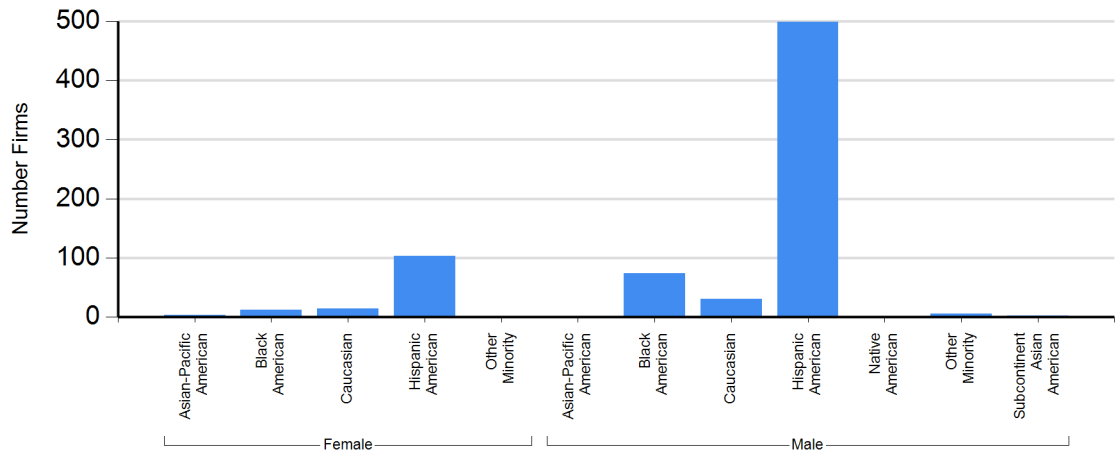
Ethnicity & Gender Summary

Ethnicity	Gender	Number Firms	Percent of Total
Asian-Pacific American	Female	3	0.40%
Asian-Pacific American	Male	1	0.13%
Black American	Female	12	1.61%
Black American	Male	74	9.92%
Caucasian	Female	14	1.88%
Caucasian	Male	30	4.02%
Hispanic American	Female	103	13.81%
Hispanic American	Male	499	66.89%
Native American	Male	1	0.13%
Other Minority	Female	1	0.13%
Other Minority	Male	6	0.80%
Subcontinent Asian American	Male	2	0.27%
Total Firms		746	

Certified Directory - Ethnicity & Gender Summary



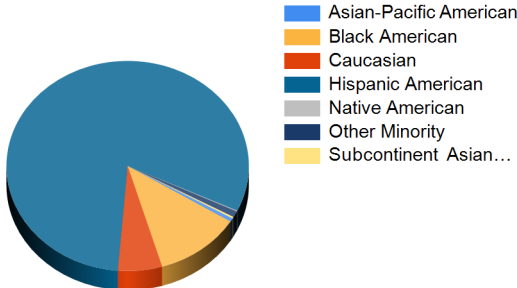
- Asian-Pacific American - Female
- Asian-Pacific American - Male
- Black American - Female
- Black American - Male
- Caucasian - Female
- Caucasian - Male
- Hispanic American - Female
- Hispanic American - Male
- Native American - Male
- Other Minority - Female
- Other Minority - Male
- Subcontinent Asian American - Male



Certified Directory - Ethnicity & Gender Summary

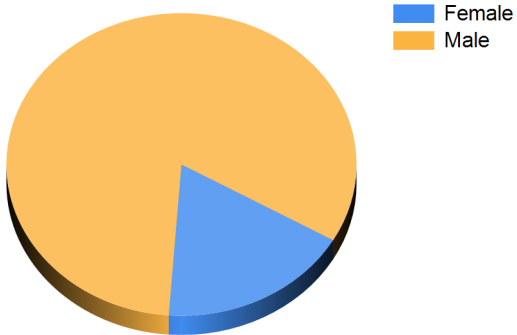
Ethnicity Summary

Ethnicity	Number Firms	Percent of Total
Asian-Pacific American	4	0.54%
Black American	86	11.53%
Caucasian	44	5.90%
Hispanic American	602	80.70%
Native American	1	0.13%
Other Minority	7	0.94%
Subcontinent Asian American	2	0.27%
Total Firms	746	

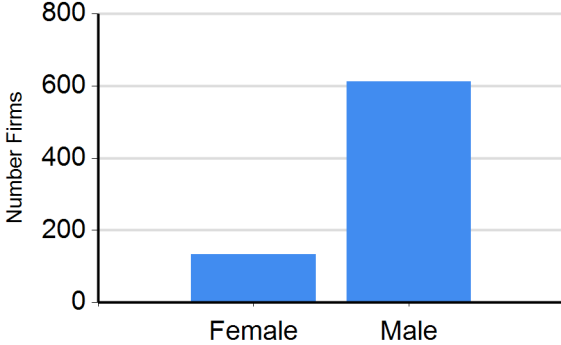
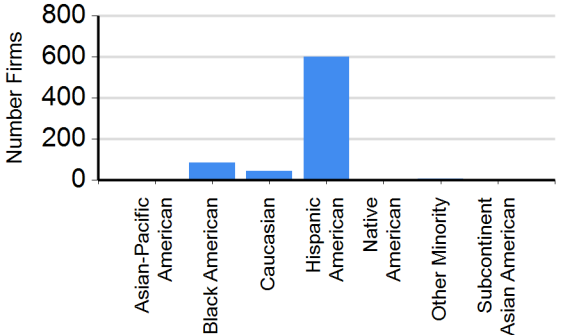


Gender Summary

Gender	Number Firms	Percent of Total
Female	133	17.83%
Male	613	82.17%
Total Firms	746	



Certified Directory - Ethnicity & Gender Summary



SBE – Construction Project Review & Analysis

Miami Dade County
Small Business Enterprise - Construction Services
Construction Projects Review Summary
December 1, 2023 – January 31, 2024

There were 29 projects reviewed for Small Business Enterprise - Construction measures during the period with a total estimated valued of **\$90,953,393.05**

MISCELLANEOUS CONSTRUCTION CONTRACT –
MCC 7040/7360

- MCC TOTALS – 141 projects valued @ \$31,231,612
 - MCC 7040 – SBE-CON 100% SET A-SIDE – 119 Projects valued @ \$22,923,210.
 - MCC 7360 – Open Market – 22 Projects valued @ \$8,308,402.

MCC Totals Awards for Fiscal Year 23-24
as of 1/31/2024

MCC 7040 – 188 Projects valued @ \$49,068,869
MCC 7360 – 41 Projects valued @ \$20,303,009

Total MCC Registered Contractors 1530
(SBE-Con/Non-Certified)

Search Criteria Dept: ALL Type: BOTH Start Date: 10/01/2023 End Date: 1/31/2024



**OFFICE OF SMALL BUSINESS DEVELOPMENT
CAPITAL IMPROVEMENTS INFORMATION SYSTEM**

**MCC Out For Bids
Wednesday, February 28, 2024**

Contracts out for bids from 10/01/2023 to 1/31/2024

<u>MCC No</u>	<u>Project Name</u>	<u>Est Amt</u>	<u>Bid Due Date</u>	<u>Insurance Approval Date</u>	<u>Bidders Add Date</u>	<u>PreBid Meeting Date</u>
AV: 7040-AA066A-1R	MIA Bldg 3089 Park-8 40-year Recertification - Structural Repairs	\$1,985,715	2/7/2024		12/13/2023	1/16/2024
AV: 7040-AA081A	MIA Bldg 845 Interior Renovations	\$388,271	2/14/2024		12/13/2023	1/30/2024
AV: 7040-MDADBC-027	MDAD/MCC 7040 Work Order-Based Program- Emergency/Priority Maint. Const. Serv. -	\$200,000	2/21/2024		1/3/2024	2/7/2024
AV: 7040-MDADBC-028	MDAD/MCC 7040 Work Order-Based Program- Emergency/Priority Maint. Const. Serv. -	\$200,000	2/21/2024		1/3/2024	2/7/2024
AV: 7040-MDADBC-029	MDAD/MCC 7040 Work Order-Based Program- Emergency/Priority Maint. Const. Serv. -	\$200,000	2/21/2024		1/3/2024	2/7/2024
AV: 7040-MDADBC-030	MDAD/MCC 7040 Work Order-Based Program- Emergency/Priority Maint. Const. Serv. -	\$200,000	2/21/2024		1/3/2024	2/7/2024
AV: 7040-MDADEL600-022	MDAD SBE/MCC 7040 Work Order Based Program Emergency/Priority Maintenance Constr	\$200,000	3/6/2024		1/26/2024	2/21/2024
AV: 7040-MDADEL600-023	MDAD SBE/MCC 7040 Work Order Based Program Emergency/Priority Maintenance Constr	\$200,000	3/6/2024		1/26/2024	2/21/2024
AV: 7040-MDADEL600-024	MDAD SBE/MCC 7040 Work Order Based Program Emergency/Priority Maintenance Constr	\$200,000	3/6/2024		1/26/2024	2/21/2024
AV: 7040-10311384-E	MIA MSE Wall Temporary Barrier and Repairs	\$161,928	10/27/2023	11/14/2023	10/26/2023	
AV Total: 10		\$3,935,914				
<hr/>						
CO: 7040-CW-008-CP	Countywide HOME REHAB PROJECT	\$75,900	11/2/2023		10/19/2023	10/26/2023
CO: 7040-HPCULMERSEWER23	Culmer CRC Sewer Main Repair	\$65,000	1/18/2024		12/28/2023	1/9/2023
CO: 7040-HPKCADMINREM8	Kendall Cottage Cottage 8 Remediation	\$21,300	12/8/2023		12/28/2023	11/29/2023
CO: 7040-HPNDB1A9	ND Ceiling Replacement B1A9	\$8,500	1/25/2024		1/4/2024	1/16/2024
CO: 7040-WAP-059	Weatherization Assistance Program - HVAC and Mechanical	\$70,297	10/31/2023		10/19/2023	10/24/2023
CO: 7040-WAP-060	Weatherization Assistance Program - HVAC and Mechanical	\$83,049	12/22/2023		12/12/2023	12/15/2023
CO: 7040-HPSDADC40YR	South Dade ADC Renovation	\$60,000	12/14/2023	1/5/2024	11/20/2023	12/7/2023
CO Total: 7		\$384,046				
<hr/>						
CU: 7040-C23-CUA-AH-C-PL	Emergency plumbing services for the African Heritage Cultural Arts Center and Jo	\$11,273	1/22/2024		1/24/2024	
CU: 7040-C23-CUA-MOSS-LIGHT	Exterior lighting and signage wall finish at the Dennis C. Moss Cultural Arts Ce	\$330,000	2/21/2024		1/26/2024	2/8/2024
CU: 7040-C24-CUA-AH-HVAC	HVAC Emergency inspection services at the African Heritage Cultural Arts Center	\$425	1/22/2024		1/24/2024	
CU Total: 3		\$341,698				
<hr/>						
ET: 7040-202301400823	Haulover Marina Infrastructure	\$200,000	12/22/2023		12/11/2023	12/13/2023
ET: 7040-202301401294	Hammocks Community Park Fiber Optic Cable Replacement.	\$6,000	1/12/2024		12/15/2023	1/5/2024
ET: 7360-202301401685	PHCD Ward Towers Conduit and Cable Repair	\$20,000	11/3/2023		10/5/2023	10/25/2023
ET: 7040-202301402115	Infrastructure installation for Coral Gables Courthouse VOIP / Data / Wi-Fi	\$260,000	1/19/2024		12/20/2023	1/11/2024
ET: 7040-202301402116	North Dade Justice Center - Infrastructure Upgrade	\$300,000	1/12/2024		12/21/2023	1/3/2024
ET: 7040-202301402402	Elections- Warehouse low-voltage project	\$40,000	11/28/2023		11/16/2023	11/20/2023
ET: 7040-202301402568	Emergency Hickman Bldg and Parking Garage Outside Plant Fiber Repair	\$17,426	11/20/2023		12/1/2023	
ET: 7040-202301401024	LIBRARY - HIALEAH GARDENS Infrastructure	\$6,000	10/20/2023	1/18/2024	10/10/2023	10/13/2023

ET: 7040-202301400247NC-H	North Central and Hispanic Libraries Data Wiring	\$3,000	1/4/2024	12/4/2023	12/18/2023
ET: 7040-202301401754	ICFB UPS ROOM INFRASTRUCTURE UPGRADE	\$14,000	12/4/2023	1/16/2024	11/16/2023 11/27/2023
ET: 7040-202301402402-R	Elections- Warehouse low-voltage project	\$40,000	12/22/2023		12/12/2023 12/14/2023
ET: 7040-202301402219	South Dade Justice Center - Infrastructure Upgrade	\$80,000	1/4/2024	2/6/2024	12/12/2023 12/21/2023
ET: 7040-202301401685-R	PHCD Ward Towers Conduit and Cable Repair	\$10,000	2/2/2024	2/15/2024	1/22/2024 1/26/2024
ET: 7040-202301402374	Lehman Rail Vehicle Maint. 45 Data Drops	\$12,000	1/16/2024	2/22/2024	12/20/2023 1/8/2024
ET Total: 14		\$1,008,426			

FR: 7360-MDFR-785-VAR-FA-R	MDFR FIRE ALARM SYSTEM UPGRAGES 2023 FLORIDA LEGISLATIVE FUNDING	\$405,000	2/8/2024	12/21/2023	1/11/2024
FR: 7040-MDFRD-795-STA1	40 YEAR LIGHTING RE-CERTIFICATION MDFR STATION 1	\$9,500	1/25/2024	12/28/2023	1/11/2024
FR: 7040-MDFRD-787-CABLE	MDFR HQ WEST BUILDING DATA CABLING PROJECT	\$9,700	11/2/2023	11/20/2023	10/17/2023 10/23/2023
FR: 7040-MDFR-790-ORH-EM	EMERGENCY MOLD REMEDIATION HAULOVER OCEAN RESCUE	\$7,500	11/22/2023	12/1/2023	11/22/2023
FR: 7040-MDFRD-791-6-ES	STATION 6 SEWER EMERGENCY REPAIR	\$60,000	11/10/2023	2/27/2024	11/14/2023
FR: 7040-MDFRD-794-44-EM	EMERGENCY MOLD REMEDIATION KITCHEN HOOD STATION 44	\$14,000	12/12/2023		12/11/2023
FR: 7040-MDFRD784-VDS	MDFRD HQ INTEGRATED VIDEO DISTRIBUTION SYSTEM	\$190,000	11/15/2023	12/11/2023	10/20/2023 10/31/2023
FR: 7040-MDFRD-788-TANK	HQ STORAGE TANK REPLACEMENT	\$25,000	11/29/2023	12/28/2024	11/3/2023 11/15/2023
FR: 7040-MDFRD-793-HQ-ES	EMERGENCY SEWER BACK-UP AT MDFR HQ	\$350,000	11/18/2023	1/4/2024	11/20/2023
FR: 7040-MDFRD-786-17-D	MDFR FIRE STATION 17 DEMOLITION OF TWO STORY BUILDING AT EAST OF PROPERTY	\$150,000	11/16/2023		10/19/2023 11/2/2023
FR: 7040-MDFRD-790-HQ-GC	MDFR HQ WEST BUILDING WALL REMOVAL PROJECT	\$500,000	12/18/2023	2/9/2024	11/16/2023 11/28/2023
FR Total: 11		\$1,720,700			

HD: 7040-80957	Emergency Plumbing Repairs/Gwen Cherry 16/Site 291	\$1,150	7/6/2023	11/2/2023	10/12/2023
HD: 7360-81407	Westchester Building Exterior Renovations	\$740,230	10/4/2023	12/7/2023	12/7/2023
HD: 7040-81720	Emergency AC Repairs/Arthur Mays/ Site 361	\$4,900	8/4/2023		1/19/2024
HD: 7040-81732	Emergency Roof Repairs Naranja Site 351	\$2,650	7/28/2023		1/26/2024
HD: 7040-82002	Emergency Electrical Repairs/Pine Island II/ Site 351	\$15,600	8/26/2023		1/24/2024
HD: 7040-82004	Emergency Roof Repairs/ Pine Island I and II/ Site 351	\$20,900	8/15/2023		1/24/2024
HD: 7360-82120	Abe Arronovitz Emergency Waterproofing and Painting	\$152,441	8/22/2023	12/7/2023	12/14/2023
HD: 7040-82248	Demolition of Magnolia North 2145 2171	\$199,488	10/5/2023		12/20/2023
HD: 7360-82510	Emergency Roof Repairs/Southridge II and Arthur Mays/Site 361	\$32,050	8/26/2023		1/26/2024
HD: 7040-82835	Emergency Roofing Repairs/In Cities Wynwood/Site 210	\$4,200	9/17/2023	1/16/2024	12/8/2023
HD: 7040-83198	Emergency Fence Repairs Wynwood Elderly Site 210	\$1,700	8/24/2023		12/19/2023
HD: 7360-83215	Emergency Plumbing Repairs Gwen Cherry 16 Site 291	\$29,750	10/25/2023		1/26/2024
HD: 7040-83266	Emergency AC Replacement Moody Village S-351	\$8,025	8/26/2023		1/23/2024
HD: 7360-83423	Emergency Mold Remediation JOLLIVETTE Site 190	\$71,520	7/28/2023		1/16/2024
HD: 7040-83492	Emergency Paving/Venetian Gardens/ Site 160	\$4,700	10/10/2023		1/31/2024
HD: 7040-83599	Emergency Plumbing Repair / Model Cities - C- Site 190	\$4,500	11/3/2023		1/8/2024 11/3/2023
HD: 7040-83880	Emergency Mold Remediation Ward Towers Site 120	\$15,000	10/7/2023		1/25/2024
HD: 7040-83991	Emergency Mold Remediation Little River Terrace Site 130	\$12,250	12/27/2023		1/25/2024
HD: 7040-84087	Emergency Electrical Repair / Allapattah Homes- Site 291	\$5,425	11/21/2023		1/25/2024
HD: 7040-84199	Emergency Roofing Repair / Palm Towers- Site 150	\$5,987	11/17/2023		1/26/2024
HD: 7040-82044	Emergency Chain Link Fence Repair Site 170	\$13,350	8/10/2023		10/3/2023
HD: 7360-81356	Emergency A/C Repairs/Heritage Village I and II Site 320	\$34,980	8/22/2023		10/2/2023
HD: 7040-82009	Emergency Roof Repairs Donn Gardens Site 250	\$5,190	9/2/2023		10/12/2023
HD: 7040-82010	Emergency Plumbing/Gwen Cherry 13 /Site 291	\$24,690	8/9/2023	10/23/2023	10/12/2023

HD: 7040-82033	Emergency Plumbing Repair/Liberty Square/Site 170	\$4,639	9/13/2023	10/12/2023	9/11/2023
HD: 7360-82106	Emergency Plumbing Repairs / Gwen Cherry 12/14- Site 291	\$48,015	8/22/2023	10/26/2023	
HD: 7360-82325	Abe Arronovitz - Plumbing Emergency	\$39,780	9/21/2023	10/27/2023	
HD: 7040-82394	Edison Courts Plumbing Emergency	\$7,680	10/12/2023	10/27/2023	
HD: 7040-80672	Emergency A/C repairs/Perrine Gardens/Site 340	\$14,300	8/4/2023	10/3/2023	8/2/2023
HD: 7040-80966	Emergency Plumbing Repairs/Peters Plaza/Site 130	\$14,000	8/9/2023	10/3/2023	
HD: 7040-81178	Emergency Paving/Heritage I and II/Site 320	\$17,500	8/11/2023	10/20/2023	
HD: 7040-82270	Plumbing Emergency/Little River Plaza/Site 130	\$5,132	8/21/2023	10/26/2023	
HD: 7040-82280	Emergency Plumbing Repairs Model Cities Site 190	\$23,320	8/14/2023	10/27/2023	
HD: 7040-82093	Emergency Plumbing Repairs Model Cities Site 190	\$1,960	12/7/2022	10/12/2023	
HD: 7360-81500	Emergency Mold Remediation Ward Towers II Community Center	\$207,000	7/29/2023	12/11/2023	10/25/2023
HD: 7360-81530	Emergency Waterproofing and Painting Twin Lakes Site 150	\$216,400	8/5/2023	11/22/2023	
HD: 7360-81539	Emergency Electrical Repair - Site 320/330	\$39,176	8/4/2023	10/31/2023	
HD: 7360-82336	Orchard Villa Homes - Plumbing Emergency	\$25,994	10/25/2023	11/15/2023	
HD: 7040-82548	Claude Pepper - Emergency Plumbing Repair	\$23,708	9/14/2023	11/9/2023	
HD: 7040-82741	Emmer Turnkey - Mold Remediation	\$16,500	9/25/2023	11/22/2023	
HD: 7040-82872	Abe Arronovitz - Pedestrian Entryway Repair/Replacement	\$6,400	7/27/2023	11/20/2023	
HD: 7360-82309	Emergency Roof Repairs/Donn Gardens/Site 250	\$44,820	7/22/2023	10/30/2023	
HD: 7360-82884	EMERGENCY A/C REPLACEMENT AT HELEN SAWYER ALF SITE 231	\$66,070	6/29/2023	11/22/2023	
HD: 7040-83022	Gwen Cherry 14 - Emergency Plumbing Repair	\$11,990	11/7/2023	12/1/2023	
HD: 7360-82599-PHCD	Emergency AC Installation/Edison/Victory/Scattered Sites/180-190-120-291	\$94,128	8/28/2023	12/4/2023	
HD: 7360-82164	Emergency Waterproofing and Painting Little River Terrace and Gwen Cherry 22 Sit	\$356,753	9/7/2023	12/11/2023	11/30/2023
HD: 7360-82829	EMERGENCY METAL DOOR REPAIRS AT HELEN SAWYER ALF SITE 231	\$36,152	4/25/2022	12/1/2023	
HD: 7040-81731	Emergency Gate Repair - Goulds Plaza	\$3,995	8/9/2023	12/8/2023	
HD: 7040-83475	Opa Locka Elderly Emergency Plumbing Repair	\$1,364	11/4/2023	1/4/2024	12/13/2023
HD: 7040-81487	Emergency Burglar Alarm Repair / Palm Courts- Site 150	\$600	7/30/2023	11/2/2023	
HD: 7040-81882	Emergency Mold Remediation - Biscayne Plaza - Site 320	\$13,300	8/28/2023	1/3/2024	10/20/2023
HD: 7360-82628	Phyllis Wheatley Emergency Building Rehab	\$63,569	8/31/2023	12/11/2023	
HD: 7040-82914	Emergency Electrical Panel / Annie Coleman-015- Site 140	\$6,086	10/25/2023	1/3/2024	
HD: 7360-83260	Scattered Site A-017-Mold Remediation	\$39,820	10/7/2023	12/14/2023	
HD: 7360-82414	Emergency Mold Remediation Annie Coleman Site 140	\$51,670	9/21/2023	11/22/2023	
HD: 7040-82709	Emergency Roofing Repairs Viste Verde Scattered Homes Site 160	\$20,200	9/13/2023	12/8/2023	
HD: 7040-82890	82890 Fence	\$8,000	10/14/2023	12/1/2023	
HD: 7040-83046	Emergency Fire Safety Repairs for Edison Courts Site 180	\$1,600	11/14/2023	12/8/2023	
HD: 7040-83510	Peters Plaza - Emergency Plumbing Repair	\$6,900	12/6/2023	12/15/2023	
HD: 7040-82549	Emergency Mold Remediation/Little River Terrace/Site 130	\$16,350	10/23/2023	12/13/2023	
HD: 7040-82724	Emergency Roofing Repairs/Homestead Gardens/ Site 330.	\$19,950	10/27/2023	1/16/2024	12/12/2023
HD: 7040-82813	Emergency Plumbing Repairs/Emmer Turnkey/Site 130	\$4,197	10/24/2023	12/8/2023	
HD: 7040-83222	EMERGENCY PLUMBING/GWEN CHERRY 7/ SITE 110	\$12,648	11/9/2023	12/14/2023	
HD: 7040-83512	Edison Park- Post Mold Remediation Analysis Testing	\$625	10/3/2023	12/13/2023	
HD: 7040-83558	Emergency Plumbing Repair / Gwen Cherry 16- Site 291	\$652	8/1/2023	12/14/2023	
HD: 7360-83502	Emergency Gas Line Repair/ Pine Island I/ Site 351	\$595	7/22/2023	1/18/2024	12/22/2023
HD: 7040-83524	EMERGENCY PLUMBING REPAIRS HELEN SAWYER ALF S231	\$7,215	7/26/2023	12/21/2023	
HD: 7360-81482	Emergency Plumbing Repairs Ward Towers Site 120	\$169,240	6/28/2023	12/29/2023	
HD: 7040-82448	Emergency electrical repairs/Edsion Plaza/Site 180	\$4,300	8/1/2022	11/14/2023	
HD: 7040-83898	Emergency Plumbing Repair - Ward Towers I	\$7,777	12/15/2023	1/9/2024	

HD: 7040-83628	Emergency A/C Repairs / Heritage Village II- Site 320	\$11,454	12/5/2023	1/24/2024	1/8/2024
HD: 7040-83233	Emergency Plumbing Repairs Edison Courts Site 180	\$8,795	11/22/2023	1/25/2024	12/13/2023
HD: 7040-81735	Emergency AC Repairs Authur Mays Village Site 361	\$17,200	7/27/2023		1/4/2024
HD: 7040-82612	Emergency Plumbing Repair/ Palmetto Gardens/Site160	\$6,074	10/21/2023		12/8/2023
HD: 7040-83031	Emergency Door Repairs Arthur Mays Site 361	\$4,916	8/4/2023		1/8/2024
HD: 7040-83540	Annie Coleman - Emergency Glass Replacement	\$1,650	12/8/2023		1/9/2024
HD: 7040-83811	CLAUDE PEPPER - PLUMBING EMERGENCY	\$18,910	10/9/2023		1/17/2024
HD: 7040-84043	Annie Coleman 015- Mold Remediation	\$6,175	1/3/2024		1/24/2024
HD: 7040-82815	Emergency Plumbing Repairs Peters Plaza Site 130	\$4,025	10/20/2023		1/25/2024
HD: 7040-83230	Emergency Roofing Repairs/Edison Park/Site 180	\$8,100	11/21/2023		12/28/2023
HD: 7040-83859	Emergency Plumbing Repairs Edison Plaza Site 180	\$1,417	12/27/2023		1/24/2024
HD: 7040-83929	Emergency Mold Remediation Ward Tower Site 121	\$15,200	10/7/2023		1/17/2024
HD: 7040-84096	Emergency Plumbing Repairs Culmer Place Site 220	\$15,680	11/13/2023		1/31/2024
HD: 7360-83271	Emergency Fence Repairs/Biscayne Plaza/Site 320	\$67,480	8/23/2023	2/14/2024	12/21/2023
HD: 7040-82646	Emergency Plumbing Repairs Claude Pepper Tower Site 232	\$4,980	10/9/2023		1/25/2024
HD: 7040-84108	Emergency Repair to Meter Box - Moody Gardens	\$7,750	4/18/2023		1/24/2024
HD Total: 86		\$3,392,549			

ID: 7040-E166346	ISD Trade Shops Roof Leaks	\$9,500	10/31/2023		10/16/2023 10/25/2023
ID: 7040-E166713	REG Building Installation of a new HVAC System for the IT Rooms.	\$417,183	12/15/2023	1/26/2024	1/19/2024 11/4/2023
ID: 7040-1170004	Courthouse Center Roof Replacement and Cooling/Chilling Tower Demolition	\$2,217,051	12/19/2023		11/15/2023 11/29/2023
ID: 7040-1190087	Coral Gables Courthouse Generator Replacement	\$299,997	2/6/2024		12/11/2023 1/10/2024
ID: 7040-1190114-R	SPCC East Tower Plumbing Riser Replacement	\$2,007,544	1/23/2024		12/22/2023 1/9/2024
ID: 7040-1190357-A-R	Miscellaneous General Contractor Service Contract	\$2,000,000	2/27/2024		1/23/2024 2/1/2024
ID: 7040-1190357-B-R	Miscellaneous General Contractor Service Contract	\$2,000,000	2/27/2024		1/23/2024 2/1/2024
ID: 7040-1190357-C	Miscellaneous General Contractor Service Contract	\$2,000,000	2/27/2024		1/23/2024 2/1/2024
ID: 7040-S224703	Hialeah Courthouse Roof Leak Repair Room 245	\$7,000	1/24/2024		1/16/2024 1/17/2024
ID: 7040-S230246	Arcola ISD Fleet Shop Roof Repairs	\$7,000	1/31/2024		1/17/2024 1/24/2024
ID: 7040-W220027-E	Emergency Elections Lease Space Improvements	\$1,428,000	10/20/2023	12/1/2023	11/9/2023 10/5/2023
ID: 7040-W220027-C-E-R	Elections Department Lease Space Improvement - Floor Covering and Installation	\$347,948	11/14/2023	11/29/2023	11/21/2023
ID: 7040-E166659	Richard E. Gerstein Justice Building – Emergency Plumbing Repairs	\$120,337	12/13/2023		1/29/2024 12/9/2023
ID Total: 13		\$12,861,560			

LB: 7360-LC-RENO-23-R1	Lemon City branch library Interior Renovation Roof Replacement and New Impact Wi	\$770,000	2/7/2024		12/20/2023 1/10/2024
LB: 7040-LB-COWaterproof	Coconut Grove Waterproofing and Replacement of Damaged FFE	\$125,102	11/30/2023		12/1/2023 10/30/2023
LB: 7040-LB-Flooring1-23	Flooring Replacement at SN PSN and CC Libraries	\$155,000	12/7/2023	2/5/2024	11/14/2023 11/27/2023
LB: 7040-LB-Remediation1	Testing and Remediation Work at Several Sites	\$25,000	12/1/2023		12/12/2023 12/1/2023
LB Total: 4		\$1,075,102			

MT: 7360-20230169	Historic Bridge No. 874129 and 874130 Rehabilitation and Painting	\$3,249,739	1/24/2024		12/21/2023 1/11/2024
MT: 7040-TP-0000021930	Emergency services to install a chain link cage at William Lehman Facility Servi	\$4,200	12/22/2023		1/9/2024 12/22/2023
MT: 7040-TP-0000021931	Emergency services to install of a guard rail at William Lehman Facility	\$19,750	12/22/2023		1/9/2024 12/22/2023
MT: 7040-TP-0000019347	Emergency services to repair a roof leak at the Government Center Revenue Room	\$37,500	10/24/2023		10/26/2023 10/18/2023
MT: 7040-TP-0000018531	Emergency services to repair a roof leak inside the Traction Power Substation el	\$127,200	9/7/2023		10/2/2023
MT: 7040-TP-0000020834	Emergency services to repair damaged glass skylight at Brownsville Metrorail Sta	\$70,126	11/21/2023		11/22/2023 11/15/2023

MT: 7040-TP-0000021237	Emergency services to repair a roof leak inside electrical room at Government Ce	\$22,300	11/16/2023	12/1/2023	11/16/2023
MT: 7360-20230158	Roadway Resurfacing - Multiple Sites	\$3,132,579	11/15/2023	1/24/2023	10/5/2023
MT: 7360-20230159	Roadway Resurfacing - Multiple Sites	\$3,132,579	11/22/2023	2/1/2024	10/5/2023
MT: 7040-20230146	Paving Marking Installation	\$321,005	1/3/2024	2/5/2024	12/7/2023
MT: 7040-20230214	Rickenbacker Causeway Restoring Signing and Pavement Marking Parking-Various Sit	\$78,150	1/10/2024	2/16/2024	12/4/2023
MT Total: 11		\$10,195,129			

PD: 7040-E0001-CONC-PSTI	MDPD PSTI Concrete Restoration and Repairs	\$800,000	2/8/2024	12/20/2023	1/11/2024
PD: 7040-PDC-W23006	Hammocks Roof and Waterproofing Facade	\$536,000	11/30/2023	10/24/2023	11/2/2023
PD: 7040-PDF-E23009	Impound Warehouse Air Conditioning	\$20,500	11/27/2023	12/5/2023	11/26/2023
PD: 7040-PDC-E24003	MDPD Headquarters Complex - Emergency Roof and Water Intrusion Repairs	\$33,680	1/26/2024	2/12/2024	1/25/2024
PD Total: 4		\$1,390,180			

PE: 7040-03398-686	Request for Demolition for 27823 SW 129 PL	\$7,487	11/27/2023	11/16/2023	
PE: 7040-03398-684	Emergency Services to Secure Pool - Property at 1511 NE 108 ST	\$12,500	10/6/2023	10/11/2023	
PE: 7360-03398-682	Asbestos Abatement	\$2,000	10/24/2023	11/14/2023	10/10/2023
PE: 7040-03398-685	EMERGENCY REQUEST FOR SERVICES TO SECURE ABANDONED HOUSE AT 1871 NW 58 ST	\$1,500	10/27/2023	10/27/2023	
PE: 7040-03398-688	Boarding and Securing at 17225 NE 6 AVE	\$3,600	1/23/2024	2/5/2023	1/26/2024
PE: 7040-03398-683	Demolition of Structure at 2385 NW 68 ST	\$7,413	10/20/2023	2/6/2024	10/16/2023
PE: 7040-03398-687	Request for Demolition for 9400 NW 17 AVE	\$20,267	1/31/2024	1/17/2024	1/25/2024
PE Total: 7		\$54,767			

PR: 7040-2023HPBCI	Haulover Park - Beach Curb Installation	\$109,210	1/31/2024	1/8/2024	1/17/2024
PR: 7040-2024COBP	Camp Owaissa Bauer - Potable Water Treatment Improvements	\$25,400	2/8/2024	1/16/2024	1/31/2024
PR: 7360-290060	Multiple Parks Marine Construction Repair Piling and Channel Marker Replacement	\$95,000	1/31/2024	1/11/2024	1/23/2024
PR: 7360-290061	Multiple Marine Construction Repair Piling and Channel Marker Replacement - Sout	\$95,000	1/31/2024	1/10/2024	1/23/2024
PR: 7360-293712	Multiple Parks North of NW 12th Street to County Line - Swimming Pool Spa and Sp	\$95,000	1/26/2024	2/27/2024	12/26/2023
PR: 7360-293717	Multiple Parks Central Between N12th Street and S 104 St - Swimming Pool Spa and	\$95,000	1/26/2024	2/27/2024	12/26/2023
PR: 7360-293725	Multiple Parks South of 104th Street to County Line - Swimming Pool Spa and Spla	\$95,000	1/26/2024	2/27/2024	12/26/2023
PR: 7040-294138	Multiple Parks South of SW 104th Street to Countyline - Walkway Repairs	\$95,000	2/13/2024	1/23/2024	
PR: 7040-294139	Multiple Parks North of NW 12th Street to Countyline - Walkway Repairs	\$95,000	2/13/2024	1/23/2024	
PR: 7040-294140	Multiple Parks Central from NW 12th Street to SW 104th Street - Walkway Repairs	\$95,000	2/13/2024	1/23/2024	
PR: 7040-294395	Multiple Parks Fence Repairs - North of NW 12th Street to Countyline	\$95,000	1/30/2024	1/5/2024	
PR: 7040-294396	Multiple Parks Fence Repairs - Central of NW 12th Street to SW 104th Street	\$95,000	1/30/2024	1/5/2024	
PR: 7040-294397	Multiple Parks Fence Repairs - South of SW 104th Street to Countyline	\$95,000	1/30/2024	1/5/2024	
PR: 7040-31100421004	Gwen Cherry - Shade Canopies at Football Bleachers	\$1,191,733	1/9/2024	12/8/2023	12/14/2023
PR: 7040-50030115001	Continental Park - Site Remediation	\$2,830,819	11/14/2023	10/4/2023	10/11/2023
PR: 7360-601805-20-004	JL Joe and Enid W. Demps Park Playground Replacement Rebid	\$420,000	11/20/2023	10/19/2023	11/2/2023
PR: 7040-C2023GCPMBRR	Gwen Cherry Park - Main Building Roof Replacement	\$142,500	2/7/2024	12/22/2023	1/24/2024
PR: 7040-C2023LPRR	Leisure Park - Re-Roofing Project	\$52,500	2/15/2024	1/18/2024	2/1/2024
PR: 7040-C2023LPSTBRR	Larry and Penny Thompson Park - South Trades Buildings Roof Replacement	\$187,200	2/21/2024	1/25/2024	2/7/2024
PR: 7360-C21030322001-R	Dolphin Linear Park - Walkway Lighting and Fitness Equipment Rebid	\$1,358,389	1/22/2024	12/21/2023	1/8/2024
PR: 7040-C40180019002A	Concord Park Playground Renovation - Re-Bid	\$531,311	12/19/2023	11/15/2023	11/28/2023
PR: 7040-Z295728	Zoo Miami - Blanket Painting	\$95,000	2/13/2024	1/24/2024	2/6/2024
PR: 7040-Z295735	Zoo Miami - Blanket Fencing	\$95,000	3/5/2024	1/24/2024	2/21/2024

PR: 7040-Z295736	Zoo Miami – Blanket Roofing	\$95,000	2/7/2024	1/23/2024	1/30/2024
PR: 7040-C2021RCRA-A	Crandon Tennis Clubhouse Roof Replacement	\$42,000	12/4/2023	1/11/2024	12/4/2023
PR: 7040-EC3008761	Emergency Deering Estate Walkway Lighting	\$350,000	1/22/2023	2/9/2024	1/31/2024
PR Total: 26		\$8,571,062			
<hr/>					
SP: 7040-2021-012.06-R	Cruise Terminal C 40-Year Recertification	\$687,814	12/21/2023	11/20/2023	11/29/2023
SP: 7040-2021-012.09	Shed B - Structural Repairs	\$1,417,700	12/15/2023	11/14/2023	11/30/2023
SP: 7040-2021-012.10	Cruise Terminal F and G Diamond Building Shoring	\$59,887	11/9/2023	10/27/2023	10/31/2023
SP: 7040-2021-017	Parking Garage Buildings C - D and J - Elevator Water Intrusion Prevention	\$755,219	1/11/2023	11/22/2023	12/18/2023
SP: 7040-E2024-002	Emergency Structural Repairs - Cruise Terminal C PBB	\$48,700	12/22/2023	1/9/2024	1/8/2024 12/20/2022
SP: 7040-M2023-031-R1	Cruise Terminal V - Pressure Washing	\$45,000	2/15/2024	1/29/2024	2/8/2024
SP: 7040-M2023-032	Fenders Demolition and Disposal	\$16,500	10/18/2023	10/5/2023	10/13/2023
SP Total: 7		\$3,030,820			
<hr/>					
SW: 7040-018562-23.	3B Administration Building Roof Replacement at Sunset Kendall Trash and Recyclin	\$329,985	12/20/2023	11/16/2023	11/29/2023
SW: 7040-18500-23	REPAIR OF 3B TRUCK WASH ROOF	\$208,109	11/20/2023	10/19/2023	10/25/2023
SW: 7040-18532-23R	AUTOMATED GATE AT SOUTH DADE HOME CHEMICAL COLLECTION CENTER	\$114,320	11/17/2023	10/19/2023	10/27/2023
SW: 7040-18556-23R	USED OIL EXPANSION - WEST PERRINE TRASH AND RECYCLING CENTER	\$43,740	12/20/2023	11/22/2023	11/29/2023
SW: 7040-18560-23	30 YR RECERTIFICATION OF 58 ST BUILDING NO. 24	\$66,421	11/17/2023	10/19/2023	10/27/2023
SW Total: 5		\$762,575			
<hr/>					
WS: 7360-P15703	Installation of Protective Articulated Concrete Mats for the CDWWTP and NDWWTP O	\$2,101,692	12/14/2023	11/13/2023	11/28/2023
WS: 7360-P16062-R	UPGRADE OF SEWAGE STATION No. 0064 and INSTALLATION OF 8INCH FM FROM PS0064 RUNN	\$1,975,100	11/9/2023	11/9/2023	11/2/2023
WS: 7360-P20107	REPAIRS TO 48 INCH PCCP FORCE MAIN AND 42 INCH PCCP FORCE MAIN	\$553,300	1/23/2024	12/14/2023	1/9/2024
WS: 7040-T10706	Pump station No.0187 Air Handling Unit Replacement	\$235,300	12/29/2023	11/30/2023	12/19/2023
WS: 7040-T12843	John E. Preston WTP - Back up AC System for Lab	\$337,159	12/27/2023	11/22/2023	12/7/2023
WS: 7040-T16072-R	Snapper Creek Pump Station Electrical Improvements	\$2,090,000	2/22/2024	1/23/2024	2/1/2024
WS: 7040-T16216-R	Upgrade of Sewage Pump Station No.0695	\$1,016,155	11/14/2023	10/13/2023	10/18/2023
WS: 7040-T16226	UPGRADE OF SEWAGE PUMP STATION NO. 0671	\$1,575,194	1/19/2024	12/11/2023	12/21/2023
WS: 7040-T20085	COUNTYWIDE SMOKE TESTING OF GRAVITY SEWERS WITHIN MIAMI DADE COUNTY FLORIDA 2024	\$2,038,875	12/28/2023	11/20/2023	11/28/2023
WS: 7040-T20144	Central East and West Area CCTV Cleaning	\$2,572,700	12/5/2023	10/20/2023	11/1/2023
WS: 7040-T2839	CORE DRILLING AT HIALEAH PLANT CHEMICAL BUILDING	\$300	11/16/2023	11/13/2023	11/15/2023
WS: 7040-T2842	COOLING TOWER FENCE ENCLOSURE AT DOUGLAS BUILDING	\$12,500	1/30/2024	1/8/2024	1/23/2024
WS: 7040-T2843	FIRE PUMP REPAIRS AT NDWWTP INTERAMA	\$45,000	2/13/2024	1/22/2024	1/30/2024
WS: 7040-T2837	Removal of approximately 1200 LF of Barbed Wire	\$2,500	10/19/2023	10/11/2023	10/17/2023
WS: 7360-P20149	Headworks Emergency Repair at CDWWTP	\$80,000	9/20/2023	11/16/2023	10/30/2023 9/19/2023
WS: 7040-T2838	Interama Injection Well Ducts and HVAC Equipment	\$45,000	11/15/2023	12/13/2023	11/3/2023 11/9/2023
WS: 7040-T2840	PERIMETER FENCE REPAIR AT THE HIALEAH WATER PLANT	\$3,000	12/15/2023	12/18/2023	12/8/2023 12/12/2023
WS: 7040-T20143	Sanitary Sewer Evaluation at South Area of Sewer Basins by CCTV Inspection and C	\$2,286,850	11/20/2023	1/16/2024	10/19/2023 10/24/2023
WS: 7040-T2844	36 STREET FACILITY FENCE REPAIR	\$3,000	1/22/2024	1/18/2024	1/19/2024
WS: 7040-T20142	ONE YEAR CONTRACT FOR SANITARY SEWER EVAL AT NORTH AREA OF SEWER BASINS BY CCTV	\$2,246,850	11/21/2023	1/18/2024	10/19/2023 10/31/2023
WS: 7040-T16279	UPGRADE SEWAGE PUMP STATION NO. 0888	\$1,426,875	11/28/2023	2/6/2024	10/19/2023 11/2/2023
WS Total: 21		\$20,647,350			
Totals: 229		\$69,371,878			

Exit

Date Last Edited : 04/01/2011 -10:58:43



Small Business Development Division Proposal Review Summary

Date/Time Run: 2/28/2024 1:02:03 PM

Department	Proposal Number	Description	Date Created	Estimated Value	Program	Applied Measure	% Applied Measure	Staff Member
Seaport	2022-016	Pump Station 9143 Improvements	12/11/2023	\$1,384,101.14			0.00%	Wilden Sanchez Diaz
Aviation	AA017A-1	MIA North Terminal Public Restroom Modernization - Group 1	12/22/2023	\$4,058,441.80	DBE		10.65%	Gayna McDonald
Parks, Recreation and Open Spaces	C2023LSPPEZ	Lake Stevens Park - Playground Expansion with Ziplines	1/9/2024	\$500,000.00			0.00%	Wilden Sanchez Diaz
Strategic Procurement	EVN0001670/RQID210 0802	Overhead Doors, Security Gates, Automatic Doors and Access Systems	1/26/2024	\$15,609,750.00			0.00%	Rose Sanon
Public Health Trust	ITB 24-20749-CW	Construction Services for Hurricane Hardening and Window Replacements for the Jackson Memorial Long Term Care Center	1/17/2024	\$2,242,642.00			0.00%	Wilden Sanchez Diaz
Water & Sewer	ITQ No. 0000239400 (under FB-01793P)	Fuel Line Replacement AOWTP	1/26/2024	\$250,000.00		Bid Preference	0.00%	Laquita Oliver
Aviation	MDAD-CIP-V043A-4	MIA Central Terminal Ticket Counters Renovation	1/31/2024	\$13,996,299.00	DBE		17.00%	Gayna McDonald
Water & Sewer	P15703 - R	Central District Wastewater Treatment Plant 120" & North District Wastewater Treatment Plant 90	1/10/2024	\$2,311,861.53			0.00%	Leonardo Leyva
Transportation & Public Works	RPQ No. 20230197-R	Biscayne Shores Pump Station Retrofit Nos. 109 & 110 and MIC Stormwater Pump Station Trash Rack Repair	1/23/2024	\$2,814,176.00			0.00%	Caesar Suarez
Transportation & Public Works	RPQ No. 20230219	Various Stormwater Pump Stations and Control Structures Improvements	1/9/2024	\$565,246.00			0.00%	Caesar Suarez
Transportation & Public Works	RPQ No. 20230245	Culvert Replacement at SW 132 Avenue and C-100 Canal	1/5/2024	\$864,419.60	SBE - Con		4.50%	Caesar Suarez
					SBE - Goods		0.00%	Caesar Suarez
					SBE - Services		0.00%	Caesar Suarez



Small Business Development Division Proposal Review Summary

Date/Time Run: 2/28/2024 1:02:03 PM

Department	Proposal Number	Description	Date Created	Estimated Value	Program	Applied Measure	% Applied Measure	Staff Member
Transportation & Public Works	RPQ No. TP-00000014313	High Mast Pole Light Refurbishing at William Lehman Center	1/16/2024	\$521,185.50		Level 1 Set Aside	0.00%	Wilden Sanchez Diaz
Water & Sewer	S-20059	South District Wastewater Treatment Plant FA Well Monitoring Phase 2	12/20/2023	\$4,553,050.00			0.00%	Angel Oliva
Aviation	TAC-N CA-071A - Phase 2	UPS MIA Gateway Expansion	12/27/2023	\$10,454,988.92	SBE - A&E		0.00%	Gayna McDonald
					SBE - Con		0.00%	Gayna McDonald
Aviation	TAC-N CA-131A CON	Amazon MIA 1 Reinject Retrofit	1/16/2024	\$708,541.00	SBE - Con		18.00%	Gayna McDonald
Aviation	TAC-N CA-137A	Airport Parking Associates (APA) Administrative Offices, Remodel, Retrofit	1/18/2024	\$120,633.66			0.00%	Leonardo Leyva
Aviation	TAC-N CA-139A	British Airways Lounge Renovations Project	1/26/2024	\$16,341,956.75	SBE - A&E		50.15%	Gayna McDonald
					SBE - Con		15.87%	Gayna McDonald
Aviation	TAC-N CA-156A	Fire Alarm Panel Upgrade Bldg. 850	12/15/2023	\$97,750.00	SBE - Con		0.00%	Gayna McDonald
Aviation	TAC-N CA-158A	Concessions Miami Nathan's MIA South Terminal CC H 10 Refurbishment	12/21/2023	\$217,250.00			0.00%	Leonardo Leyva
Aviation	TAC-N CA-160A	ADA Improvements to the drop off drive zone in front of MIC	12/4/2023	\$223,200.00			0.00%	Leonardo Leyva
Aviation	TAC-N CA-163A	HMS Host Frites Artois Conversion - MIA H-14	1/16/2024	\$237,000.00			0.00%	Leonardo Leyva
Aviation	TAC-N CA-167A	Delta Air Lines Maintenance space refresh at MIA	1/24/2024	\$278,331.00			0.00%	Leonardo Leyva
Aviation	TAC-N CA-173A	Tampa Cargo-Big Fans Installation at Bldg. 708	1/2/2024	\$31,750.00	SBE - Con		0.00%	Gayna McDonald
Aviation	TAC-N CA-175A	Nicklaus Children's Hospital Hangar Fan at OPF	1/18/2024	\$12,028.00	SBE - Con		0.00%	Gayna McDonald
Aviation	TAC-N CA-177A **Cancelled**	Install Safety Warning Lights on Cooler Doors at Bldg. 708	12/27/2023	\$12,600.00			0.00%	Leonardo Leyva



Small Business Development Division Proposal Review Summary

Date/Time Run: 2/28/2024 1:02:03 PM

Department	Proposal Number	Description	Date Created	Estimated Value	Program	Applied Measure	% Applied Measure	Staff Member
Aviation	TAC-N CA-178A	Hangar 890 Louver Replacement located at Bldg. 890	1/3/2024	\$178,500.00	SBE - Con		0.00%	Gayna McDonald
Water & Sewer	W-16240	Removal and Replacement of Valves at Various Locations in the Water Distribution System in the year 2024 - 2025	12/1/2023	\$7,081,256.15			0.00%	Caesar Suarez
Aviation	X005A-R (Rebid)	OPF Blast Fence	12/20/2023	\$1,400,792.00	DBE		0.00%	Gayna McDonald
Aviation	X010A-R (Re-Bid)	OPF - Run Up Pad	12/20/2023	\$3,885,643.00			0.00%	Leonardo Leyva
Total								
Totals for Construction				\$90,953,393.05			15.14%	
Totals Count for Construction				29				



Small Business Development Division Proposal Review Summary

Date/Time Run: 2/28/2024 1:02:03 PM

	Estimated Value	% Applied Measure
Report Totals	\$90,953,393.05	15.14%
Construction	\$90,953,393.05	15.14%

Search Criteria Dept: ALL Type: 7040 Start Date: 12/1/2023 End Date: 1/31/2024



**OFFICE OF SMALL BUSINESS DEVELOPMENT
CAPITAL IMPROVEMENTS INFORMATION SYSTEM**

**MCC Out For Bids
Wednesday, February 28, 2024**

Contracts out for bids from 12/1/2023 to 1/31/2024

MCC No	Project Name	Est Amt	Bid Due Date	Insurance Approval Date	Bidders Add Date	PreBid Meeting Date
AV: 7040-AA066A-1R	MIA Bldg 3089 Park-8 40-year Recertification - Structural Repairs	\$1,985,715	2/7/2024		12/13/2023	1/16/2024
AV: 7040-AA081A	MIA Bldg 845 Interior Renovations	\$388,271	2/14/2024		12/13/2023	1/30/2024
AV: 7040-MDADBC-027	MDAD/MCC 7040 Work Order-Based Program- Emergency/Priority Maint. Const. Serv. -	\$200,000	2/21/2024		1/3/2024	2/7/2024
AV: 7040-MDADBC-028	MDAD/MCC 7040 Work Order-Based Program- Emergency/Priority Maint. Const. Serv. -	\$200,000	2/21/2024		1/3/2024	2/7/2024
AV: 7040-MDADBC-029	MDAD/MCC 7040 Work Order-Based Program- Emergency/Priority Maint. Const. Serv. -	\$200,000	2/21/2024		1/3/2024	2/7/2024
AV: 7040-MDADBC-030	MDAD/MCC 7040 Work Order-Based Program- Emergency/Priority Maint. Const. Serv. -	\$200,000	2/21/2024		1/3/2024	2/7/2024
AV: 7040-MDADEL600-022	MDAD SBE/MCC 7040 Work Order Based Program Emergency/Priority Maintenance Constr	\$200,000	3/6/2024		1/26/2024	2/21/2024
AV: 7040-MDADEL600-023	MDAD SBE/MCC 7040 Work Order Based Program Emergency/Priority Maintenance Constr	\$200,000	3/6/2024		1/26/2024	2/21/2024
AV: 7040-MDADEL600-024	MDAD SBE/MCC 7040 Work Order Based Program Emergency/Priority Maintenance Constr	\$200,000	3/6/2024		1/26/2024	2/21/2024
AV Total: 9		\$3,773,986				
CO: 7040-HPCULMERSEWER23	Culmer CRC Sewer Main Repair	\$65,000	1/18/2024		12/28/2023	1/9/2023
CO: 7040-HPKCADMINREM8	Kendall Cottage Cottage 8 Remediation	\$21,300	12/8/2023		12/28/2023	11/29/2023
CO: 7040-HPNDB1A9	ND Ceiling Replacement B1A9	\$8,500	1/25/2024		1/4/2024	1/16/2024
CO: 7040-WAP-060	Weatherization Assistance Program - HVAC and Mechanical	\$83,049	12/22/2023		12/12/2023	12/15/2023
CO Total: 4		\$177,849				
CU: 7040-C23-CUA-AH-C-PL	Emergency plumbing services for the African Heritage Cultural Arts Center and Jo	\$11,273	1/22/2024		1/24/2024	
CU: 7040-C23-CUA-MOSS-LIGHT	Exterior lighting and signage wall finish at the Dennis C. Moss Cultural Arts Ce	\$330,000	2/21/2024		1/26/2024	2/8/2024
CU: 7040-C24-CUA-AH-HVAC	HVAC Emergency inspection services at the African Heritage Cultural Arts Center	\$425	1/22/2024		1/24/2024	
CU Total: 3		\$341,698				
ET: 7040-202301400823	Haulover Marina Infrastructure	\$200,000	12/22/2023		12/11/2023	12/13/2023
ET: 7040-202301401294	Hammocks Community Park Fiber Optic Cable Replacement.	\$6,000	1/12/2024		12/15/2023	1/5/2024
ET: 7040-202301402115	Infrastructure installation for Coral Gables Courthouse VOIP / Data / Wi-Fi	\$260,000	1/19/2024		12/20/2023	1/11/2024
ET: 7040-202301402116	North Dade Justice Center - Infrastructure Upgrade	\$300,000	1/12/2024		12/21/2023	1/3/2024
ET: 7040-202301402568	Emergency Hickman Bldg and Parking Garage Outside Plant Fiber Repair	\$17,426	11/20/2023		12/1/2023	
ET: 7040-202301400247NC-H	North Central and Hispanic Libraries Data Wiring	\$3,000	1/4/2024		12/4/2023	12/18/2023
ET: 7040-202301402402-R	Elections- Warehouse low-voltage project	\$40,000	12/22/2023		12/12/2023	12/14/2023
ET: 7040-202301402219	South Dade Justice Center - Infrastructure Upgrade	\$80,000	1/4/2024	2/6/2024	12/12/2023	12/21/2023

ET: 7040-202301401685-R	PHCD Ward Towers Conduit and Cable Repair	\$10,000	2/2/2024	2/15/2024	1/22/2024	1/26/2024
ET: 7040-202301402374	Lehman Rail Vehicle Maint. 45 Data Drops	\$12,000	1/16/2024	2/22/2024	12/20/2023	1/8/2024
ET Total: 10		\$928,426				
FR: 7040-MDFRD-795-STA1	40 YEAR LIGHTING RE-CERTIFICATION MDFR STATION 1	\$9,500	1/25/2024		12/28/2023	1/11/2024
FR: 7040-MDFRD-794-44-EM	EMERGENCY MOLD REMEDIATION KITCHEN HOOD STATION 44	\$14,000	12/12/2023		12/11/2023	
FR Total: 2		\$23,500				
HD: 7040-81720	Emergency AC Repairs/Arthur Mays/ Site 361	\$4,900	8/4/2023		1/19/2024	
HD: 7040-81732	Emergency Roof Repairs Naranja Site 351	\$2,650	7/28/2023		1/26/2024	
HD: 7040-82002	Emergency Electrical Repairs/Pine Island II/ Site 351	\$15,600	8/26/2023		1/24/2024	
HD: 7040-82004	Emergency Roof Repairs/ Pine Island I and II/ Site 351	\$20,900	8/15/2023		1/24/2024	
HD: 7040-82248	Demolition of Magnolia North 2145 2171	\$199,488	10/5/2023		12/20/2023	
HD: 7040-82835	Emergency Roofing Repairs/In Cities Wynwood/Site 210	\$4,200	9/17/2023	1/16/2024	12/8/2023	
HD: 7040-83198	Emergency Fence Repairs Wynwood Elderly Site 210	\$1,700	8/24/2023		12/19/2023	
HD: 7040-83266	Emergency AC Replacement Moody Village S-351	\$8,025	8/26/2023		1/23/2024	
HD: 7040-83492	Emergency Paving/Venetian Gardens/ Site 160	\$4,700	10/10/2023		1/31/2024	
HD: 7040-83599	Emergency Plumbing Repair / Model Cities - C- Site 190	\$4,500	11/3/2023		1/8/2024	11/3/2023
HD: 7040-83880	Emergency Mold Remediation Ward Towers Site 120	\$15,000	10/7/2023		1/25/2024	
HD: 7040-83991	Emergency Mold Remediation Little River Terrace Site 130	\$12,250	12/27/2023		1/25/2024	
HD: 7040-84087	Emergency Electrical Repair / Allapattah Homes- Site 291	\$5,425	11/21/2023		1/25/2024	
HD: 7040-84199	Emergency Roofing Repair / Palm Towers- Site 150	\$5,987	11/17/2023		1/26/2024	
HD: 7040-83022	Gwen Cherry 14 - Emergency Plumbing Repair	\$11,990	11/7/2023		12/1/2023	
HD: 7040-81731	Emergency Gate Repair - Goulds Plaza	\$3,995	8/9/2023		12/8/2023	
HD: 7040-83475	Opa Locka Elderly Emergency Plumbing Repair	\$1,364	11/4/2023	1/4/2024	12/13/2023	
HD: 7040-82914	Emergency Electrical Panel / Annie Coleman-015- Site 140	\$6,086	10/25/2023		1/3/2024	
HD: 7040-82709	Emergency Roofing Repairs Viste Verde Scattered Homes Site 160	\$20,200	9/13/2023		12/8/2023	
HD: 7040-82890	82890 Fence	\$8,000	10/14/2023		12/1/2023	
HD: 7040-83046	Emergency Fire Safety Repairs for Edison Courts Site 180	\$1,600	11/14/2023		12/8/2023	
HD: 7040-83510	Peters Plaza - Emergency Plumbing Repair	\$6,900	12/6/2023		12/15/2023	
HD: 7040-82549	Emergency Mold Remediation/Little River Terrace/Site 130	\$16,350	10/23/2023		12/13/2023	
HD: 7040-82724	Emergency Roofing Repairs/Homestead Gardens/ Site 330.	\$19,950	10/27/2023	1/16/2024	12/12/2023	
HD: 7040-82813	Emergency Plumbing Repairs/Emmer Turnkey/Site 130	\$4,197	10/24/2023		12/8/2023	
HD: 7040-83222	EMERGENCY PLUMBING/GWEN CHERRY 7/ SITE 110	\$12,648	11/9/2023		12/14/2023	
HD: 7040-83512	Edison Park- Post Mold Remediation Analysis Testing	\$625	10/3/2023		12/13/2023	
HD: 7040-83558	Emergency Plumbing Repair / Gwen Cherry 16- Site 291	\$652	8/1/2023		12/14/2023	
HD: 7040-83524	EMERGENCY PLUMBING REPAIRS HELEN SAWYER ALF S231	\$7,215	7/26/2023		12/21/2023	
HD: 7040-83898	Emergency Plumbing Repair - Ward Towers I	\$7,777	12/15/2023		1/9/2024	
HD: 7040-83628	Emergency A/C Repairs / Heritage Village II- Site 320	\$11,454	12/5/2023	1/24/2024	1/8/2024	
HD: 7040-83233	Emergency Plumbing Repairs Edison Courts Site 180	\$8,795	11/22/2023	1/25/2024	12/13/2023	
HD: 7040-81735	Emergency AC Repairs Authur Mays Village Site 361	\$17,200	7/27/2023		1/4/2024	
HD: 7040-82612	Emergency Plumbing Repair/ Palmetto Gardens/Site160	\$6,074	10/21/2023		12/8/2023	

HD: 7040-83031	Emergency Door Repairs Arthur Mays Site 361	\$4,916	8/4/2023		1/8/2024
HD: 7040-83540	Annie Coleman - Emergency Glass Replacement	\$1,650	12/8/2023		1/9/2024
HD: 7040-83811	CLAUDE PEPPER - PLUMBING EMERGENCY	\$18,910	10/9/2023		1/17/2024
HD: 7040-84043	Annie Coleman 015- Mold Remediation	\$6,175	1/3/2024		1/24/2024
HD: 7040-82815	Emergency Plumbing Repairs Peters Plaza Site 130	\$4,025	10/20/2023		1/25/2024
HD: 7040-83230	Emergency Roofing Repairs/Edison Park/Site 180	\$8,100	11/21/2023		12/28/2023
HD: 7040-83859	Emergency Plumbing Repairs Edison Plaza Site 180	\$1,417	12/27/2023		1/24/2024
HD: 7040-83929	Emergency Mold Remediation Ward Tower Site 121	\$15,200	10/7/2023		1/17/2024
HD: 7040-84096	Emergency Plumbing Repairs Culmer Place Site 220	\$15,680	11/13/2023		1/31/2024
HD: 7040-82646	Emergency Plumbing Repairs Claude Pepper Tower Site 232	\$4,980	10/9/2023		1/25/2024
HD: 7040-84108	Emergency Repair to Meter Box - Moody Gardens	\$7,750	4/18/2023		1/24/2024
HD Total: 45		\$567,200			
<hr/>					
ID: 7040-E166713	REG Building Installation of a new HVAC System for the IT Rooms.	\$417,183	12/15/2023	1/26/2024	1/19/2024 11/4/2023
ID: 7040-1190087	Coral Gables Courthouse Generator Replacement	\$299,997	2/6/2024		12/11/2023 1/10/2024
ID: 7040-1190114-R	SPCC East Tower Plumbing Riser Replacement	\$2,007,544	1/23/2024		12/22/2023 1/9/2024
ID: 7040-1190357-A-R	Miscellaneous General Contractor Service Contract	\$2,000,000	2/27/2024		1/23/2024 2/1/2024
ID: 7040-1190357-B-R	Miscellaneous General Contractor Service Contract	\$2,000,000	2/27/2024		1/23/2024 2/1/2024
ID: 7040-1190357-C	Miscellaneous General Contractor Service Contract	\$2,000,000	2/27/2024		1/23/2024 2/1/2024
ID: 7040-S224703	Hialeah Courthouse Roof Leak Repair Room 245	\$7,000	1/24/2024		1/16/2024 1/17/2024
ID: 7040-S230246	Arcola ISD Fleet Shop Roof Repairs	\$7,000	1/31/2024		1/17/2024 1/24/2024
ID: 7040-E166659	Richard E. Gerstein Justice Building – Emergency Plumbing Repairs	\$120,337	12/13/2023		1/29/2024 12/9/2023
ID Total: 9		\$8,859,061			
<hr/>					
LB: 7040-LB-COWaterproof	Coconut Grove Waterproofing and Replacement of Damaged FFE	\$125,102	11/30/2023		12/1/2023 10/30/2023
LB: 7040-LB-Remediation1	Testing and Remediation Work at Several Sites	\$25,000	12/1/2023		12/12/2023 12/1/2023
LB Total: 2		\$150,102			
<hr/>					
MT: 7040-TP-0000021930	Emergency services to install a chain link cage at William Lehman Facility Servi	\$4,200	12/22/2023		1/9/2024 12/22/2023
MT: 7040-TP-0000021931	Emergency services to install of a guard rail at William Lehman Facility	\$19,750	12/22/2023		1/9/2024 12/22/2023
MT: 7040-TP-0000021237	Emergency services to repair a roof leak inside electrical room at Government Ce	\$22,300	11/16/2023		12/1/2023 11/16/2023
MT: 7040-20230146	Paving Marking Installation	\$321,005	1/3/2024	2/5/2024	12/7/2023 12/27/2023
MT: 7040-20230214	Rickenbacker Causeway Restoring Signing and Pavement Marking Parking-Variou Sit	\$78,150	1/10/2024	2/16/2024	12/4/2023 12/20/2023
MT Total: 5		\$445,405			
<hr/>					
PD: 7040-E0001-CONC-PSTI	MDPD PSTI Concrete Restoration and Repairs	\$800,000	2/8/2024		12/20/2023 1/11/2024
PD: 7040-PDF-E23009	Impound Warehouse Air Conditioning	\$20,500	11/27/2023		12/5/2023 11/26/2023
PD: 7040-PDC-E24003	MDPD Headquarters Complex - Emergency Roof and Water Intrusion Repairs	\$33,680	1/26/2024	2/12/2024	1/25/2024 1/24/2024
PD Total: 3		\$854,180			
<hr/>					
PE: 7040-03398-688	Boarding and Securing at 17225 NE 6 AVE	\$3,600	1/23/2024	2/5/2023	1/26/2024 1/22/2024

[PE: 7040-03398-687](#)

Request for Demolition for 9400 NW 17 AVE

\$20,267 1/31/2024

1/17/2024 1/25/2024

PE Total: 2

\$23,867

[PR: 7040-2023HPBCI](#)

Haulover Park - Beach Curb Installation

\$109,210 1/31/2024

1/8/2024 1/17/2024

[PR: 7040-2024COBP](#)

Camp Owaissa Bauer - Potable Water Treatment Improvements

\$25,400 2/8/2024

1/16/2024 1/31/2024

[PR: 7040-294138](#)

Multiple Parks South of SW 104th Street to Countyline – Walkway Repairs

\$95,000 2/13/2024

1/23/2024

[PR: 7040-294139](#)

Multiple Parks North of NW 12th Street to Countyline – Walkway Repairs

\$95,000 2/13/2024

1/23/2024

[PR: 7040-294140](#)

Multiple Parks Central from NW 12th Street to SW 104th Street – Walkway Repairs

\$95,000 2/13/2024

1/23/2024

[PR: 7040-294395](#)

Multiple Parks Fence Repairs - North of NW 12th Street to Countyline

\$95,000 1/30/2024

1/5/2024

[PR: 7040-294396](#)

Multiple Parks Fence Repairs - Central of NW 12th Street to SW 104th Street

\$95,000 1/30/2024

1/5/2024

[PR: 7040-294397](#)

Multiple Parks Fence Repairs - South of SW 104th Street to Countyline

\$95,000 1/30/2024

1/5/2024

[PR: 7040-31100421004](#)

Gwen Cherry - Shade Canopies at Football Bleachers

\$1,191,733 1/9/2024

12/8/2023 12/14/2023

[PR: 7040-C2023GCPMBRR](#)

Gwen Cherry Park - Main Building Roof Replacement

\$142,500 2/7/2024

12/22/2023 1/24/2024

[PR: 7040-C2023LPRR](#)

Leisure Park - Re-Roofing Project

\$52,500 2/15/2024

1/18/2024 2/1/2024

[PR: 7040-C2023LPSTBRR](#)

Larry and Penny Thompson Park - South Trades Buildings Roof Replacement

\$187,200 2/21/2024

1/25/2024 2/7/2024

[PR: 7040-Z295728](#)

Zoo Miami – Blanket Painting

\$95,000 2/13/2024

1/24/2024 2/6/2024

[PR: 7040-Z295735](#)

Zoo Miami - Blanket Fencing

\$95,000 3/5/2024

1/24/2024 2/21/2024

[PR: 7040-Z295736](#)

Zoo Miami – Blanket Roofing

\$95,000 2/7/2024

1/23/2024 1/30/2024

[PR: 7040-C2021RCRA-A](#)

Crandon Tennis Clubhouse Roof Replacement

\$42,000 12/4/2023 1/11/2024

12/4/2023

[PR: 7040-EC3008761](#)

Emergency Deering Estate Walkway Lighting

\$350,000 1/22/2023 2/9/2024

1/31/2024

PR Total: 17

\$2,955,543

[SP: 7040-E2024-002](#)

Emergency Structural Repairs - Cruise Terminal C PBB

\$48,700 12/22/2023 1/9/2024

1/8/2024 12/20/2022

[SP: 7040-M2023-031-R1](#)

Cruise Terminal V - Pressure Washing

\$45,000 2/15/2024

1/29/2024 2/8/2024

SP Total: 2

\$93,700

[WS: 7040-T16072-R](#)

Snapper Creek Pump Station Electrical Improvements

\$2,090,000 2/22/2024

1/23/2024 2/1/2024

[WS: 7040-T16226](#)

UPGRADE OF SEWAGE PUMP STATON NO. 0671

\$1,575,194 1/19/2024

12/11/2023 12/21/2023

[WS: 7040-T2842](#)

COOLING TOWER FENCE ENCLOSURE AT DOUGLAS BUILDING

\$12,500 1/30/2024

1/8/2024 1/23/2024

[WS: 7040-T2843](#)

FIRE PUMP REPAIRS AT NDWWTP INTERAMA

\$45,000 2/13/2024

1/22/2024 1/30/2024

[WS: 7040-T2840](#)

PERIMETER FENCE REPAIR AT THE HIALEAH WATER PLANT

\$3,000 12/15/2023 12/18/2023

12/8/2023 12/12/2023

[WS: 7040-T2844](#)

36 STREET FACILITY FENCE REPAIR

\$3,000 1/22/2024

1/18/2024 1/19/2024

WS Total: 6

\$3,728,694

Totals: 119

\$22,923,210

Exit

Date Last Edited : 04/01/2011 -10:58:43

SBE – Construction Utilization Report

Miami-Dade County Small Business Enterprise (SBE) Construction Program

Contract Type	CONTRACTS AWARDED ANNUAL REPORTING: 2020						CONTRACTS AWARDED ANNUAL REPORTING: 2021						CONTRACTS AWARDED ANNUAL REPORTING: 2022						CONTRACTS AWARDED ANNUAL REPORTING: 2023					
	TOTAL (SBE + NO SBE GOALS/MEASURES)						TOTAL (SBE + NO SBE GOALS/MEASURES)						TOTAL (SBE + NO SBE GOALS/MEASURES)						TOTAL (SBE + NO SBE GOALS/MEASURES)					
	SBE	NON-SBE	TOTAL	SBE	NON-SBE	TOTAL	SBE	NON-SBE	TOTAL	SBE	NON-SBE	TOTAL	SBE	NON-SBE	TOTAL	SBE	NON-SBE	TOTAL						
1. Construction	41,286,505	6%	601,291,768	94%	642,578,274	49%	83,024,077	12%	585,902,163	88%	668,926,240	61%	94,819,519	12%	707,880,708	88%	802,700,228	69%	44,745,904	12%	327,120,615	88%	371,866,518	41%
2. MCC					-	0%					-	0%					-	0%					-	0%
3. MCC 7040	101,703,113	95%	5,705,530	5%	107,408,643	8%	99,210,878	95%	5,167,401	5%	104,378,279	9%	93,513,249	96%	4,010,053	4%	97,523,302	8%	86,856,281	99%	555,862	1%	87,412,143	10%
4. MCC 7360	46,477,464	38%	75,356,446	62%	121,833,910	9%	40,168,080	35%	73,487,350	65%	113,655,430	10%	36,965,972	44%	47,683,263	56%	84,649,234	7%	37,061,556	46%	43,291,014	54%	80,352,570	9%
5. Design/Build	51,683,188	14%	308,312,361	86%	359,995,549	28%					-	0%	5,722,485	4%	146,612,261	96%	152,334,746	13%	1,515,010	1%	289,756,568	99%	291,271,578	32%
6. Leases	5,026,630	7%	62,708,887	93%	67,735,517	5%	7,668,642	4%	207,721,324	96%	215,389,966	20%	3,346,340	13%	21,740,930	87%	25,087,270	2%	7,544,063	9%	75,851,587	91%	83,395,650	9%
7. Maintenance					-	0%					-	0%					-	0%					-	0%
8. Owner Direct Purchases					-	0%					-	0%					-	0%					-	0%
TOTAL	246,176,900	19%	1,053,374,993	81%	1,299,551,893	100%	230,071,678	21%	872,278,238	79%	1,102,349,915	100%	234,367,565	20%	927,927,215	80%	1,162,294,780	100%	177,722,814	19%	736,575,646	81%	914,298,460	100%

Contract Type	CONTRACTS PAID ANNUAL REPORTING: 2020						CONTRACTS PAID ANNUAL REPORTING: 2021						CONTRACTS PAID ANNUAL REPORTING: 2022						CONTRACTS PAID ANNUAL REPORTING: 2023					
	TOTAL (SBE + NO SBE GOALS/MEASURES)						TOTAL (SBE + NO SBE GOALS/MEASURES)						TOTAL (SBE + NO SBE GOALS/MEASURES)						TOTAL (SBE + NO SBE GOALS/MEASURES)					
	SBE	NON-SBE	TOTAL	SBE	NON-SBE	TOTAL	SBE	NON-SBE	TOTAL	SBE	NON-SBE	TOTAL	SBE	NON-SBE	TOTAL	SBE	NON-SBE	TOTAL						
1. Construction	131,847,323	17%	652,633,282	83%	784,480,604	73%	84,895,701	13%	559,394,386	87%	644,290,087	59%	89,833,777	12%	644,346,921	88%	734,180,698	59%	123,315,447	18%	543,621,193	82%	666,936,639	71%
2. MCC					-	0%					-	0%					-	0%					-	0%
3. MCC 7040	53,354,020	89%	6,585,024	11%	59,939,044	6%	56,732,569	91%	5,383,773	9%	62,116,342	6%	80,407,735	96%	2,960,964	4%	83,368,699	7%	89,007,612	96%	4,185,740	4%	93,193,351	10%
4. MCC 7360	18,688,263	26%	52,510,410	74%	71,198,673	7%	28,852,572	48%	30,660,907	52%	59,513,478	5%	27,914,740	41%	39,812,141	59%	67,726,881	5%	23,835,601	32%	51,073,759	68%	74,909,360	8%
5. Design/Build	12,409,913	10%	111,691,619	90%	124,101,532	12%	26,521,334	13%	180,903,559	87%	207,424,893	19%	40,659,656	26%	116,445,517	74%	157,105,174	13%	14,631,384	25%	44,493,916	75%	59,125,301	6%
6. Leases	1,162,994	3%	35,170,042	97%	36,333,036	3%	2,595,181	3%	89,345,145	97%	91,940,326	8%	17,867,956	10%	167,383,253	90%	185,251,209	15%	5,159,824	11%	43,073,276	89%	48,233,099	5%
7. Maintenance					-	0%					-	0%					-	0%					-	0%
8. Owner Direct Purchases		0%	361,629	100%	361,629	0%	231,245	1%	22,780,941	99%	23,012,186	2%	541,425	5%	9,416,236	95%	9,957,660	1%	3,128	1%	400,891	99%	404,019	0%
TOTAL	217,462,513	20%	858,952,006	80%	1,076,414,519	100%	199,828,601	18%	888,468,710	82%	1,088,297,311	100%	257,225,289	21%	980,365,032	79%	1,237,590,321	100%	255,952,995	27%	686,848,774	73%	942,801,769	100%

Ethnicity Type	CONTRACTS AWARDED DEMOGRAPHICS ANNUAL REPORTING: 2020						CONTRACTS AWARDED DEMOGRAPHICS ANNUAL REPORTING: 2021						CONTRACTS AWARDED DEMOGRAPHICS ANNUAL REPORTING: 2022						CONTRACTS AWARDED DEMOGRAPHICS ANNUAL REPORTING: 2023													
	TOTAL (SBE + NO SBE GOALS/MEASURES)						TOTAL (SBE + NO SBE GOALS/MEASURES)						TOTAL (SBE + NO SBE GOALS/MEASURES)						TOTAL (SBE + NO SBE GOALS/MEASURES)													
	Male	Female	Unknown	TOTAL	Male	Female	Unknown	TOTAL	Male	Female	Unknown	TOTAL	Male	Female	Unknown	TOTAL	Male	Female	Unknown	TOTAL												
1. Asian Pacific American	88,635	66%	45,000	34%	133,635	0%	439,142	88%	58,800	12%	497,942	0%	618,266	67%	298,499	33%	916,765	0.08%	40,887	26%	114,502	74%	155,389	0.01%								
2. Black American	14,256,860	70%	6,039,413	30%	20,306,273	2%	11,582,805	91%	1,183,428	9%	12,766,233	1%	14,974,545	90%	1,592,357	10%	16,566,903	1%	11,926,536	89%	1,492,134	11%	13,418,670	1%								
3. Caucasian	372,532,408	91%	36,749,053	9%	409,281,461	32%	369,911,797	88%	52,244,518	12%	422,156,315	38%	468,799,517	99%	5,100,918	1%	473,900,435	41%	138,931,519	89%	17,490,323	11%	156,421,842	13%								
4. Hispanic American	469,219,993	89%	56,220,931	11%	525,440,924	40%	230,491,684	81%	53,299,565	19%	283,791,249	26%	258,751,402	88%	34,010,011	12%	126,128	0.04%	292,887,542	25%	195,954,629	87%	27,559,682	12%	808,415	0.36%	224,322,727	19%				
5. Native American	111,470	100%		0%	111,470	0%	162,500	100%		0%	162,500	0%		0%		0%		0%	3,650	100%		0%	3,650	0.0003%								
6. Other Minority	4,817,176	99%	34,100	1%	4,851,276	0%	30,716,224	99%	310,528	1%	31,026,752	3%	2,299,050	100%	4,441	0.19%	2,303,490	0.20%	329,960	100%		0%	329,960	0.03%								
7. Subcontinent Asian American	445,000	100%		0%	445,000	0%	610,000	100%		0%	610,000	0.06%	378,141	100%		0%	378,141	0.03%				0%		0%								
8. Unknown	265,445,705	79%	26,168	0%	265,611,873	21%	338,022,538	26%	10,759,857	3%	348,782,395	97%	351,339,424	32%	9,106,532	2%	360,445,956	98%	375,341,505	32%	28,124,649	5%	393,466,154	45%								
TOTAL	1,126,917,247	87%	99,114,665	8%	1,226,031,912	6%	1,299,551,893	100%	654,674,010	59%	1,071,797,917	10%	340,495,989	31%	1,102,349,915	100%	754,927,452	65%	41,182,826	4%	366,184,502	32%	1,162,294,780	100%	375,311,830	41%	46,656,641	5%	492,329,989	54%	914,298,460	79%

Ethnicity Type	CONTRACTS PAID DEMOGRAPHICS ANNUAL REPORTING: 2020						CONTRACTS PAID DEMOGRAPHICS ANNUAL REPORTING: 2021						CONTRACTS PAID DEMOGRAPHICS ANNUAL REPORTING: 2022						CONTRACTS PAID DEMOGRAPHICS ANNUAL REPORTING: 2023													
	TOTAL (SBE + NO SBE GOALS/MEASURES)						TOTAL (SBE + NO SBE GOALS/MEASURES)						TOTAL (SBE + NO SBE GOALS/MEASURES)						TOTAL (SBE + NO SBE GOALS/MEASURES)													
	Male	Female	Unknown	TOTAL	Male	Female	Unknown	TOTAL	Male	Female	Unknown	TOTAL	Male	Female	Unknown	TOTAL	Male	Female	Unknown	TOTAL												
1. Asian Pacific American	772,928	95%	36,565	5%	809,493	0.08%	738,525	100%	-	0%	738,525	0.07%	293,077	71%	121,952	29%	415,029	0.03%	496,944	73%	182,002	27%	678,946	0.07%								
2. Black American	13,906,844	74%	4,933,391	26%	18,840,235	2%	15,933,127	85%	2,838,028	15%	18,771,155	2%	17,413,929	81%	3,964,069	19%	21,377,998	2%	16,029,395	82%	3,429,264	18%	19,458,659	2%								
3. Caucasian	499,424,013	97%	14,393,496	3%	513,817,509	0.14%	490,555,491	96%	17,313,913	3%	507,869,404	0.11%	508,443,427	47%	480,096,328	79%	127,762,199	21%	2,743,589	0.45%	610,602,116	49%	257,710,138	85%	46,063,980	15%	170,272	0.06%	303,944,390	32%		
4. Hispanic American	362,399,372	88%	49,867,213	12%	412,266,585	38%	372,593,776	89%	45,064,516	11%	417,658,292	38%	391,850,386	91%	39,826,775	9%	(102,150)	0%	431,575,011	35%	370,664,480	91%	36,781,668	9%	173,256	0.04%	407,619,404	43%				
5. Native American					-	0%	100,948	100%		0%	100,948	0.01%		0%		0%		0%		0%		0%		0%								
6. Other Minority	15,175,604	100%	13,869	0.09%	15,189,473	1%	8,193,441	95%	156,210	2%	8,349,651	3%	6,538,493	94%	381,502	6%	6,919,995	1%	2,946,789	99%	33,500	1%	2,980,289	0.32%								
7. Subcontinent Asian American	2,002,049	100%		0%	2,002,049	0.19%	1,205,867	100%		0%	1,205,867	0.11%	993,809	100%		0%	993,809	0.08%	1,646,229	100%		0%	1,646,229	0.17%								
8. Unknown		0%		0%	112,778,146	100%	112,778,146	10%	76,492,625	58%	86,931	0.07%	56,177,202	42%	132,756,758	12%	73,166,592	44%	89,121	0.05%	92,450,651	56%	165,706,363	13%	74,375,789	36%		0%	132,098,063	64%	206,473,852	22%
TOTAL	893,680,810	83%	69,244,533	6%	1,130,925,343	11%	1,076,414,519	100%	965,813,800	89%	65,459,598	6%	57,023,913	5%	1,088,297,311	100%	970,352,613	78%	172,145,618	14%	95,092,090	8%	1,237,590,321	100%	723,869,763	77%	86,490,414	9%	132,441,591	14%	942,801,769	100%

NOTES

¹As a result of two landmark cases (Engineering Contractors Association v. Metropolitan Dade County and Hershell Gill Consulting Engineers, Inc. v. Miami-Dade County) Miami-Dade County's three Small Business Enterprise (SBE) programs in Construction, A&E, and Goods and Services are race and gender neutral.

²The capturing of demographic data is based on voluntary information provided and or entered by prime and sub-contractors.

³Payments reported may be from contracts awarded outside the reporting period.

Miami-Dade County Small Business Enterprise (SBE) Construction Program

CONTRACTS AWARDED																		
Reporting Period: 12/1/23 to 1/31/24																		
Contract Type	SBE GOALS/MEASURES						NO SBE GOALS/MEASURES						TOTAL (SBE + NO SBE GOALS/MEASURES)					
	SBE		NON-SBE		TOTAL		SBE		NON-SBE		TOTAL		SBE		NON-SBE		TOTAL	
1. Construction	(0)	0%	8,326,360	100%	8,326,360	78%					-	0%	(0)	0%	8,326,360	100%	8,326,360	77%
2. MCC					-	0%					-	0%	-		-		-	0%
3. MCC 7040	199,048	100%		0%	199,048	2%					-	0%	199,048	100%	-	0%	199,048	2%
4. MCC 7360					-	0%	130,280	100%		0%	130,280	100%	130,280	100%	-	0%	130,280	1%
5. Design/Build					-	0%					-	0%	-		-		-	0%
6. Leases	259,476	12%	1,865,636	88%	2,125,112	20%					-	0%	259,476	12%	1,865,636	88%	2,125,112	20%
7. Maintenance					-	0%					-	0%	-		-		-	0%
8. Owner Direct Purchases					-	0%					-	0%	-		-		-	0%
TOTAL	458,524	4%	10,191,996	96%	10,650,519	100%	130,280	100%	-	0%	130,280	100%	588,804	5%	10,191,996	95%	10,780,799	100%

CONTRACTS PAID																		
Reporting Period: 12/1/23 to 1/31/24																		
Contract Type	SBE GOALS/MEASURES						NO SBE GOALS/MEASURES						TOTAL (SBE + NO SBE GOALS/MEASURES)					
	SBE		NON-SBE		TOTAL		SBE		NON-SBE		TOTAL		SBE		NON-SBE		TOTAL	
1. Construction	9,662,174	12%	68,946,519	88%	78,608,693	87%	2,235,488	15%	12,371,133	85%	14,606,620	82%	11,897,662	13%	81,317,652	87%	93,215,314	86%
2. MCC					-	0%					-	0%	-		-		-	0%
3. MCC 7040	7,247,618	99%	63,687	1%	7,311,305	8%					-	0%	7,247,618	99%	63,687	1%	7,311,305	7%
4. MCC 7360	319,600	17%	1,537,574	83%	1,857,174	2%	553,290	17%	2,701,502	83%	3,254,792	18%	872,890	17%	4,239,076	83%	5,111,966	5%
5. Design/Build	285,717	12%	2,023,265	88%	2,308,982	3%	4,455		(4,455)		-	0%	290,172	13%	2,018,810	87%	2,308,982	2%
6. Leases	425,949	313%	(289,750)	-213%	136,199	0%	-		-		-	0%	425,949	313%	(289,750)	-213%	136,199	0%
7. Maintenance					-	0%					-	0%	-		-		-	0%
8. Owner Direct Purchases					-	0%					-	0%	-		-		-	0%
TOTAL	17,941,059	20%	72,281,296	80%	90,222,354	100%	2,793,233	16%	15,068,180	84%	17,861,413	100%	20,734,291	19%	87,349,475	81%	108,083,767	100%

CONTRACTS AWARDED DEMOGRAPHICS																								
Reporting Period: 12/1/23 to 1/31/24																								
Ethnicity Type	SBE GOALS/MEASURES						NO SBE GOALS/MEASURES						TOTAL (SBE + NO SBE GOALS/MEASURES)											
	Male		Female		Unknown		TOTAL		Male		Female		Unknown		TOTAL		Male		Female		Unknown		TOTAL	
1. Asian Pacific American						-	0%						-	0%			-		-		-	0%		
2. Black American	57,500	100%		0%		0%	57,500	1%	94,128	100%		0%	94,128	72%	151,628	100%	-		-		0%	151,628	1%	
3. Caucasian	2,111,722	100%		0%		0%	2,111,722	20%					-	0%	2,111,722	100%	-		-		0%	2,111,722	20%	
4. Hispanic American	761,621	98%	17,426	2%		0%	779,047	7%	-	0%	36,152	100%	36,152	28%	761,621	93%	53,578	7%	-		0%	815,199	8%	
5. Native American						-	0%						-	0%			-		-		-	0%		
6. Other Minority						-	0%						-	0%			-		-		-	0%		
7. Subcontinent Asian American						-	0%						-	0%			-		-		-	0%		
8. Unknown		0%		0%	7,702,251	100%	7,702,251	72%					-	0%		0%	-		0%	7,702,251	100%	7,702,251	71%	
TOTAL	2,930,843	28%	17,426	0%	7,702,251	72%	10,650,519	100%	94,128	72%	36,152	28%	-	0%	130,280	100%	3,024,971	28%	53,578	0%	7,702,251	71%	10,780,799	100%

CONTRACTS PAID DEMOGRAPHICS																								
Reporting Period: 12/1/23 to 1/31/24																								
Ethnicity Type	SBE GOALS/MEASURES						NO SBE GOALS/MEASURES						TOTAL (SBE + NO SBE GOALS/MEASURES)											
	Male		Female		Unknown		TOTAL		Male		Female		Unknown		TOTAL		Male		Female		Unknown		TOTAL	
1. Asian Pacific American	47,086	100%	-	0%		0%	47,086	0%	-				-	0%	47,086	100%	-	0%	-		0%	47,086	0%	
2. Black American	423,667	51%	405,911	49%		0%	829,578	1%	20,050	100%	-	0%	20,050	0%	443,717	52%	405,911	48%	-		0%	849,628	1%	
3. Caucasian	37,953,721	92%	3,508,097	8%	-	0%	41,461,818	46%	4,461,372	99%	38,931	1%	4,500,302	25%	42,415,092	92%	3,547,028	8%	-		0%	45,962,120	43%	
4. Hispanic American	19,709,598	87%	2,902,576	13%	-	0%	22,612,173	25%	5,089,649	84%	984,387	16%	6,074,036	34%	24,799,247	86%	3,886,962	14%	-		0%	28,686,210	27%	
5. Native American						-	0%						-	0%			-		-		-	0%		
6. Other Minority	47,775	100%	-	0%		0%	47,775	0%					-	0%	47,775	100%	-	0%	-		0%	47,775	0%	
7. Subcontinent Asian American						-	0%						-	0%			-		-		-	0%		
8. Unknown	158,338	1%		0%	25,065,586	99%	25,223,924	28%	4,376,482	60%		0%	2,890,542	40%	7,267,024	41%	4,534,820	14%	-		0%	27,956,128	86%	
TOTAL	58,340,184	65%	6,816,584	8%	25,065,586	28%	90,222,354	100%	13,947,553	78%	1,023,318	6%	2,890,542	16%	17,861,413	100%	72,287,737	67%	7,839,901	7%	27,956,128	26%	108,083,767	100%

NOTES

¹As a result of two landmark cases (Engineering Contractors Association v. Metropolitan Dade County and Hershell Gill Consulting Engineers, Inc. v. Miami-Dade County) Miami-Dade County's three Small Business Enterprise (SBE) programs in Construction, A&E, and Goods and Services are race and gender neutral.

²The capturing of demographic data is based on voluntary information provided and or entered by prime and sub-contractors.

³Payments reported may be from contracts awarded outside the reporting period.

Miscellaneous Construction Contract
MCC-9-18
(Monthly Reports)

SBE-C Monthly Report

January 31, 2024

Project #	Project Name	Prime	Contractors	Start Date	Contract Award	Awarded to Subs	Amount Paid to GC	Amount Paid to Subs	SBE-C Part.	% Complete
MCC-9-18	Key Management Staff - Period 1/24/22 - 9/30	MCM		1/24/22	\$ 6,106,465.39		\$ 3,357,368.44			
	- 18% SBE Qualifier	15.9%	MCO Construction & Services	1/24/22		\$ 1,089,280.34		\$ 533,845.06	17.8%	49.01%
	- 4% SBE Qualifier	5.8%	Gamax Consulting	1/24/22		\$ 407,400.00		\$ 193,186.04	6.7%	47.42%
	Total Construction Management	21.7%			\$ 6,106,465.39	\$ 1,496,680.34	\$ 3,357,368.44	\$ 727,031.10	24.5%	54.98%
	MIA-Quick Response Project Order	MCM		SAO #	\$ 709,012.74		\$ 668,868.83			
SAO 1/5/10	MIA - Building 3030 Office Remodel "D" Wing Phase II Y128A			5/19/22	\$ 290,764.31		\$ 290,764.31		80.5%	100.00%
			Clearview Electric Inc.			\$ 141,468.65		\$ 141,468.65	48.7%	100.00%
			Delka Innovo Group Inc.			\$ 73,681.29		\$ 73,681.29	25.3%	100.00%
			L & Y Fire LLC			\$ 8,575.00		\$ 8,575.00	2.9%	100.00%
			ONAIR Inc,			\$ 10,200.00		\$ 10,200.00	3.5%	100.00%
	FOR COST OF WORK ONLY NOT SBE-C		Honeywell			\$ 14,597.00		\$ 11,575.48		79.30%
SAO 2/6/9	MIA Conc. E - F Life Safety Updates - MCC-W	MCM		6/16/22	\$ 134,768.30		\$ 134,768.30		86.4%	100.00%
			Clearview Electric Inc.			\$ 33,080.72		\$ 33,080.72	24.5%	100.00%
			Massu Infrastructure Coating LLC			\$ 3,884.00		\$ 3,884.00	2.9%	100.00%
			Milestone Fire Protection LLC			\$ 79,536.41		\$ 79,536.41	59.0%	100.00%
	FOR COST OF WORK ONLY NOT SBE-C		Honeywell			\$ 6,834.00		\$ 6,834.00		100.00%
SAO 3	MIA Cc F Millwork Demolition /Removal/Install New Transformer - MCC-V008F	MCM		6/17/22	\$ 69,661.81		\$ 69,661.81		91.52%	100.00%
			C L Elias Construction Inc.			\$ 27,592.00		\$ 27,592.00	39.61%	100.00%
			Clearview Electric Inc.			\$ 36,160.00		\$ 36,160.00	51.91%	100.00%
SAO 4/8	MIA - Satl E Mech & Elect. Equip Replacement Group #1 AHU \$5 & #6 Ramp Level (Old Airside Ops Breakroom) MCC-U010F-5	MCM		9/7/22	\$ 160,154.73		\$ 160,154.73		91.5%	100.00%
			Paradise Construction			\$ 48,725.00		\$ 48,725.00	30.4%	100.00%
			Ameradrain Plumbing Corp			\$ 17,257.00		\$ 17,257.00	10.8%	100.00%
			ONAIR Inc,			\$ 63,650.00		\$ 63,650.00	39.7%	100.00%
			MGA Electric Inc			\$ 16,866.46		\$ 16,866.46	10.5%	100.00%
SAO 7/11	Bldg. 5A -Electrical Work 2nd Floor	MCM		3/29/23	\$ 53,663.59		\$ 13,519.68		52.0%	25.19%
			Ruben Electric Technology Inc.			\$ 27,931.00		\$ 12,372.72	52.0%	44.30%
			Ohana Construction Group			\$ 18,500.00		\$ -		
			Milestone Fire Protection LLC			\$ 2,680.00		\$ -		
AA046A	MIA - Cc E & Satellite E 3rd FI APM Platform Annunciation System	MCM		8/22/22	\$ 213,131.45		\$ 213,131.45		90.7%	100.00%
			Delka Innovo Group Inc.			\$ 28,255.00		\$ 28,255.00	13.3%	100.00%
			MAC 195 Engineering			\$ 165,000.00		\$ 165,000.00	77.4%	100.00%

SBE-C Monthly Report

January 31, 2024

Project #	Project Name	Prime	Contractors	Start Date	Contract Award	Awarded to Subs	Amount Paid to GC	Amount Paid to Subs	SBE-C Part.	% Complete
AA126A-2	MIA - NTD AA Ramp Level Restroom	MCM		10/7/22	\$ 2,463,518.95		\$ 909,227.24		81.1%	36.91%
			Ohana Construction Group			\$ 385,000.00		\$ 165,935.00	15.6%	43.10%
			Conbuild LLC - Pkg B			\$ 238,837.00		\$ 118,077.17	9.7%	49.44%
			Conbuild LLC - Pkg C			\$ 134,456.00		\$ 70,244.35	5.5%	52.24%
			Delka Innovo Group Inc.			\$ 41,000.00		\$ 10,160.70	1.7%	24.78%
			Paradise Construction			\$ 149,225.00		\$ 41,151.15	6.1%	27.58%
			Massu Infrastructure Coating LLC			\$ 40,994.00		\$ 3,162.31	1.7%	7.71%
	FOR COST OF WORK ONLY NOT SBE-C		Stonehard			\$ 37,758.00		\$ 1,805.00	0.0%	4.78%
			Green Engineering & Const			\$ 178,857.60		\$ 52,492.72	7.3%	29.35%
			C. J. Fire Protection			\$ 68,000.00		\$ 24,826.35	2.8%	36.51%
			People's Plumbing & Mech			\$ 409,102.00		\$ 162,798.83	16.6%	39.79%
			ONAIR Inc.			\$ 94,900.00		\$ 53,723.83	3.9%	56.61%
			Thevenin Enterprises, Inc			\$ 256,700.00		\$ 69,619.23	10.4%	27.12%
	FOR COST OF WORK ONLY NOT SBE-C		Honeywell			\$ 62,216.00		\$ 53,752.57	0.0%	86.40%
AA126A-1	MIA - NTD AA Ramp Level Restroom	MCM		10/24/22	\$ 2,164,744.52		\$ 860,076.71		77.1%	39.73%
			Delka Innova Group PkgA			\$ 385,000.00		\$ 136,284.27	17.8%	35.40%
			Delka Innova Group PkgB			\$ 220,000.00		\$ 150,242.50	10.2%	68.29%
			Delka Innova Group PkgC			\$ 43,245.00		\$ 20,705.25	2.0%	47.88%
			Paradise Construction Corp.			\$ 178,680.00		\$ 82,716.50	8.3%	46.29%
			Massu Infrastructure Coating			\$ 23,489.00		\$ 4,917.20	1.1%	20.93%
	FOR COST OF WORK ONLY NOT SBE-C		Stonhard			\$ 65,048.00		\$ 3,089.78	0.0%	4.75%
			Commercial Interior Contractor			\$ 43,803.13		\$ -	0.0%	0.00%
			Milestone Fire Protection LLC			\$ 38,000.00		\$ 23,761.72	1.8%	62.53%
			Mag Construction Inc			\$ 433,995.00		\$ 154,164.89	20.0%	35.52%
			ONAIR Inc.			\$ 73,000.00		\$ 56,192.50	3.4%	76.98%
			Thevenin Enterprises, Inc			\$ 273,260.00		\$ 150,622.50	12.6%	55.12%
	FOR COST OF WORK ONLY NOT SBE-C		Honeywell			\$ 20,836.60		\$ 11,496.66	0.0%	
AA126A-3	MIA - NTD AA Ramp Level Restroom	MCM		10/24/22	\$ 2,064,959.07		\$ 1,147,838.74		72.9%	55.59%
			Delka Innovo Group PkgA			\$ 383,000.00		\$ 214,101.50	17.0%	55.90%
			Paradise Construction Corp.			\$ 82,870.00		\$ 2,850.00	3.7%	3.44%
			Delka Innovo Group PkgC			\$ 15,000.00		\$ 7,144.00	0.7%	47.63%
			Epic Consultants Inc			\$ 155,001.00		\$ 123,552.63	6.9%	79.71%
			Delka Innovo Group PkgE			\$ 20,680.00		\$ 3,627.10	0.9%	17.54%
	FOR COST OF WORK ONLY NOT SBE-C		Stonhard			\$ 84,898.00		\$ 57,794.91	0.0%	68.08%
			Milestone Fire Protection LLC			\$ 60,000.00		\$ 24,082.50	2.7%	40.14%
			People's Plumbing & Mech			\$ 585,376.00		\$ 371,052.69	25.9%	63.39%

SBE-C Monthly Report

January 31, 2024

Project #	Project Name	Prime	Contractors	Start Date	Contract Award	Awarded to Subs	Amount Paid to GC	Amount Paid to Subs	SBE-C Part.	% Complete
			Gamma Air System Inc			\$ 51,700.00		\$ 26,362.50	2.5%	50.99%
			Thevenin Enterprise Inc			\$ 262,500.00		\$ 139,375.45	12.7%	53.10%
	FOR COST OF WORK ONLY NOT SBE-C		Honeywell			\$ 14,466.00		\$ 6,559.28	0.0%	45.34%
AA136A	MIA - Baggage Claim Security Cameras	MCM		2/14/23	\$ 1,799,519.28		\$ 1,454,799.30		54.7%	80.84%
			Low Voltage System Inc			\$ 985,000.00		\$ 928,068.20	54.7%	94.22%
			Certified Professional Network			\$ 510,656.53		\$ 398,760.25	0.0%	
T072E-1	MIA - CBP Offices At Concourse E 3rd FL	MCM			\$ 198,537.56		\$ 150,608.68			75.86%
			AAP Construction			\$ 56,250.00		\$ 52,012.50	28.3%	92.47%
			Milestone Fire Protection LLC			\$ 33,000.00		\$ 29,450.00	16.6%	89.24%
			OnAir Inc			\$ 23,900.00		\$ 20,669.50	12.0%	86.48%
			New Era Electric Inc			\$ 31,280.00		\$ 28,766.00	15.8%	91.96%
			Honeywell			\$ 5,564.00		\$ 4,469.65	0.0%	
T072B-3	MIA - Lower Cc E - 400HZ Generator Upgrade	MCM			\$ 867,203.05		\$ 297,525.40		83.0%	34.31%
			Clearview			\$720,000.00		\$ 270,715.02	83.0%	37.60%
X116A Ph IV	MIA - MIA -Cc H Restroom Renovation Phase IV	MCM			\$ 1,029,207.22		\$ 412,207.62		42.5%	40.05%
			Conbuild LLC			\$ 141,840.12		\$ 92,111.34	13.8%	64.94%
			Chavez South Florida Interiors			\$ 99,465.37		\$ 94,492.10	9.7%	95.00%
			Delka Innovo Group			\$ 8,949.08		\$ 6,250.13	0.9%	69.84%
			Kesoki Painting LLC			\$ 7,050.75		\$ 6,351.72	0.7%	90.09%
			C.J. Fire Protection			\$ 12,000.00		\$ 10,925.00	1.2%	91.04%
			RCR Plumbing Services			\$ 55,061.88		\$ 52,308.79	5.3%	95.00%
			Thevenin Enterprises			\$ 15,879.00		\$ 13,052.05	1.5%	82.20%
			Jador International Corp			\$ 33,772.01		\$ 28,881.91	3.3%	85.52%
			Commercial Interior Contractors			\$ 63,018.00		\$ 73,127.77	6.1%	116.04%
			Honeywell			\$ 2,637.20		\$ -	0%	
D105C-IA	MIA - Dolphin - Flamingo Parking Garage 40Yr	MCM			\$ 3,578,751.53		\$ 173,644.09			4.85%
			Epic Consultants Inc			\$ 1,353,808.00		\$ 158,912.58		11.74%
			Epic Consultants Inc			\$ 133,573.00				0.00%
			Massu Infrastructure Coatings, LLC			\$ 25,979.00				0.00%
			Thevenin Enterprises, Inc.			\$ 1,462,562.00				0.00%
U023A	MIA -South Terminal Smoke Evauation Modification	MCM		9/19/23	\$ 895,968.29		\$ -			0.00%
			Delka Innovo Group			\$ 44,494.00				
			Gamma Air System Inc			\$ 498,000.00				
			Ruben Electric Technology			\$ 42,215.00				

SBE-C Monthly Report


January 31, 2024

Project #	Project Name	Prime	Contractors	Start Date	Contract Award	Awarded to Subs	Amount Paid to GC	Amount Paid to Subs	SBE-C Part.	% Complete
			Honeywell			\$ 159,179.32				
AC007A	MIA -Bldg 3030 1st Fl D-Wing Tenant Relocation	MCM			\$ 678,951.68		\$ -			0.00%
			C L Elias Construction Inc.			\$ 73,680.00				
			Paradise Construction Corp.			\$ 69,725.00				
			C L Elias Construction Inc.			\$ 35,894.00				
			Delka Innovo Group			\$ 30,550.00				
			Delka Innovo Group			\$ 22,000.00				
			Milestone Fire Protection LLC			\$ 58,000.00				
			Gamma Air System Inc			\$ 54,800.00				
			MGA Electric Inc			\$ 169,935.00				
	FOR COST OF WORK ONLY NOT SBE-C		Honeywell			\$ 14,572.00				
	FOR COST OF WORK ONLY NOT SBE-C		Matrix			\$ 3,183.00				
AB050A	MIA -Bldg 3050 Demolition - STE Enabling	MCM		11/20/23	\$ 2,504,773.40		\$ 588,000.95			23.48%
			Ohana Construction Group			\$ 1,400,000.00		\$ 401,118.50		
			Milestone Fire Protection LLC			\$ 43,300.00				
			JCR Mechanical Contractor Inc			\$ 47,500.00		\$ 3,610.00		
			OnAir Inc			\$ 108,800.00				
			New Era Electric Inc			\$ 395,580.00		\$ 95,984.91		
			Cross Enviromental Services			\$ 32,200.00		\$ 28,690.00		
	Subtotal (SBE/C Construction Trade Set-Aside)				\$ 14,485,574.47	\$ 14,485,574.47	\$ 6,875,929.01	\$ 6,000,289.51	100.0%	47.5%
	TOTAL CONSTRUCTION CONTRACT				\$ 19,168,278.74	\$ 15,520,220.12	\$ 6,875,929.01	\$ 6,181,887.19	75.6%	35.9%
Project #	Project Name	Prime	Contractors	Start Date	Contract Award	Awarded to Subs	Amount Paid to GC	Amount Paid to Subs	SBE-C Part.	% Complete
AB050A	MIA -Bldg 3050 Demolition - STE Enabling	MCM		11/20/23	\$ 322,000.00		\$ 73,108.72			22.70%
	- 5% SBE - G&S		Ginley Lawn Service & Landscaping			\$ 322,000.00		\$ 73,108.72		22.70%
	Subtotal (SBE/G & S Trade Set-Aside)				\$ 322,000.00	\$ 322,000.00	\$ 73,108.72	\$ 73,108.72	11.1%	22.7%
	TOTAL GOODS & SERVICES CONTRACT				\$ 322,000.00	\$ 322,000.00	\$ 73,108.72	\$ 73,108.72	100.0%	22.7%
	TOTALS				\$ 19,490,278.74	\$ 15,842,220.12	\$ 6,949,037.73	\$ 6,254,995.91	81.3%	35.7%

Miscellaneous Construction Contract
MCC-9-18
(MCM Corporation)

MAGNUM CONSTRUCTION MANAGEMENT MISCELLANEOUS CONSTRUCTION CONTRACTS MCC-9-18

CM SBE-C Advisory Board Update
January 2024



PROJECT INFORMATION TO-DATE

<p>Total dollar value of all awarded (Award Amount):</p> <p>\$19,490,278.74</p>	<p>Total dollar value of Cost of Work:</p> <p>\$15,842,220.12</p>	<p>Total dollar value contracted to SBE's to- date:</p> <p>\$14,807,574.47</p>
<p>Total dollar value of payment received by MCM (Paid Amount) :</p> <p>\$6,949,037.73</p>	<p>Total number of GMP's:</p> <p>0</p>	<p>Total number of packages SBE's contracted to date:</p> <p>73</p>

Total percentage contracted all SBE's to-date: **76.0%**
(Total dollar value contracted to SBE's divided by total dollar value cost of work equals SBE percentage)

SBE BREAKOUT TO-DATE – CONSTRUCTION AND GOODS & SERVICES

<p>Total \$ contracted SBE-C's</p> <p>\$14,485,574.47</p>	<p>Total % contracted SBE-C's</p> <p>76.0%</p>	<p>Total \$ paid-to-date SBE-C's</p> <p>\$ 6,000,289.51</p>	<p>Total % paid-to-date SBE-C's</p> <p>86.3%</p>
<p>Total \$ contracted SBE-Goods & Services</p> <p>\$322,000.00</p>	<p>Total % contracted SBE- Goods & Services</p> <p>5.0%</p>	<p>Total \$ paid-to-date SBE-Goods & Services</p> <p>\$73,108.72</p>	<p>Total % paid-to-date SBE-Goods & Services</p> <p>11.0%</p>

SBE BREAKOUT TO-DATE – CONSTRUCTION MANAGEMENT

Total \$ contracted SBE-C Qualifier MCO \$1,089,280.34	18% - Total % contracted SBE-C Qualifier MCO 17.8%	Total \$ paid-to-date SBE-C Qualifier MCO \$ 533,845.06	Total % paid-to-date SBE-C MCO 15.9%
Total \$ contracted SBE-C Qualifier Gamax \$407,400.00	4% - Total % contracted SBE-C Qualifier Gamax 6.7%	Total \$ paid-to-date SBE-C Qualifier Gamax \$193,186.04	Total % paid-to-date SBE-C Gamax 5.8%

SBE-CONSTRUCTION BREAKDOWN (LIST ALL FIRMS)

Subcontractor	Project	Original Contract Amount with Change Order	Amount Paid to Date	Demographic Data
Clearview Electric Inc	SAO 1/5 - Y128A Bldg. 3030	\$159,005.24	\$141,468.65	African American/Male
Delka Innovo Group Inc	SAO 1/5 - Y128A Bldg. 3030	\$73,681.29	\$73,681.29	Hispanic/ Male
L & T Fire LLC	SAO 1/5 - Y128A Bldg. 3030	\$8,575.00	\$8,575.00	Hispanic/ Female
OnAir Inc	SAO 1/5 - Y128A Bldg. 3030	\$10,200.00	\$10,200.00	Hispanic/ Male
Clearview Electric Inc	SAO 2/6 – WO64A	\$33,080.72	\$33,080.72	African American/Male ⁵

SBE-CONSTRUCTION BREAKDOWN (CONTINUED)

Subcontractor	Project	Original Contract Amount with Change Order	Amount Paid to Date	Demographic Data
Massu Infrastructure Coating LLC	SAO 2/6 – W064A	\$3,884.00	\$3,884.00	Hispanic/ Male
Milestone Fire Protection LLC	SAO 2/6 – W064A	\$79,536.41	\$79,536.41	Hispanic/ Male
C L Elias Construction Inc.	SAO 3 – V008F	\$27,592.00	\$27,592.00	Caucasian/ Female
Clearview Electric Inc	SAO 3 – V008F	\$36,160.00	\$36,160.00	African American/Male
Paradise Construction	SAO 4/8 – U010F-5	\$48,725.00	\$48,725.00	Hispanic/ Male

SBE-CONSTRUCTION BREAKDOWN (CONTINUED)

Subcontractor	Project	Original Contract Amount with Change Order	Amount Paid to Date	Demographic Data
Ameradrain Plumbing Corp	SAO 4/8 – U010F-5	\$17,257.00	\$17,257.00	Hispanic/ Male
OnAir Inc	SAO 4/8 – U010F-5	\$63,650.00	\$63,650.00	Hispanic/ Male
MGA Electric Inc	SAO 4/8 – U010F-5	\$16,866.46	\$16,608.46	African American/ Male
Delka Innovo Group Inc.	AA046A	\$28,255.00	\$28,255.00	Hispanic/ Male
MAC 195 Engineering	AA046A	\$165,000.00	\$165,000.00	Hispanic/ Male

SBE-CONSTRUCTION BREAKDOWN (CONTINUED)

Subcontractor	Project	Original Contract Amount with Change Order	Amount Paid to Date	Demographic Data
Ohana Construction Group	AA126A-2	\$385,000.00	\$165,935.00	Hispanic / Male
Conbuild LLC (Pkg B)	AA126A-2	\$238,837.00	\$118,077.17	Hispanic / Female
Conbuild LLC (Pkg C)	AA126A-2	\$134,456.00	\$70,244.35	Hispanic / Female
Delka Innovo Group Inc	AA126A-2	\$41,000.00	\$10,160.70	Hispanic/ Male
Paradise Construction	AA126A-2	\$149,225.00	\$41,151.15	Hispanic / Male

SBE-CONSTRUCTION BREAKDOWN (CONTINUED)

Subcontractor	Project	Original Contract Amount with Change Order	Amount Paid to Date	Demographic Data
Massu Infrastructure Coating LLC	AA126A-2	\$40,994.00	\$3,162.31	Hispanic / Male
Green Engineering & Construction	AA126A-2	\$178,857.60	\$52,492.72	Hispanic / Male
C.J. Fire Protection	AA126A-2	\$68,000.00	\$24,826.35	African American / Male
People's Plumbing & Mechanical	AA126A-2	\$409,102.00	\$162,798.83	Hispanic / Female
OnAir Inc.	AA126A-2	\$94,900.00	\$53,723.83	Hispanic / Male

SBE-CONSTRUCTION BREAKDOWN (CONTINUED)

Subcontractor	Project	Original Contract Amount with Change Order	Amount Paid to Date	Demographic Data
Thevenin Enterprises, Inc	AA126A-2	\$256,700.00	\$69,619.23	Hispanic / Male
Delka Innova Group PkgA	AA126A-1	\$385,000.00	\$136,284.27	Hispanic / Male
Delka Innova Group Pkg B	AA126A-1	\$220,000.00	\$150,242.50	Hispanic / Male
Delka Innova Group PkgC	AA126A-1	\$43,245.00	\$20,705.25	Hispanic / Male
Paradise Construction Corp.	AA126A-1	\$178,680.00	\$82,716.50	Hispanic / Male

SBE-CONSTRUCTION BREAKDOWN (CONTINUED)

Subcontractor	Project	Original Contract Amount with Change Order	Amount Paid to Date	Demographic Data
Massu Infrastructure Coating	AA126A-1	\$23,489.00	\$4,917.20	Hispanic / Male
Commercial Interior Contractor	AA126A-1	\$43,803.13	\$0.00	Hispanic / Female
Milestone Fire Protection LLC	AA126A-1	\$38,000.00	\$23,761.89	Hispanic / Male
Mag Construction Inc	AA126A-1	\$433,995.00	\$154,164.89	Hispanic / Male
OnAir Inc.	AA126A-1	\$73,000.00	\$56,192.50	Hispanic / Male

SBE-CONSTRUCTION BREAKDOWN (CONTINUED)

Subcontractor	Project	Original Contract Amount with Change Order	Amount Paid to Date	Demographic Data
Thevenin Enterprises, Inc	AA126A-1	\$273,260.00	\$150,622.50	Hispanic / Male
Delka Innovo Group	AA126A-3	\$383,000.00	\$214,101.50	Hispanic / Male
Paradise Construction Corp.	AA126A-3	\$82,870.00	\$2,850.00	Hispanic / Male
Delka Innovo Group	AA126A-3	\$15,000.00	\$7,144.00	Hispanic / Male
Epic Consultants Inc.	AA126A-3	\$155,001.00	\$123,552.63	Hispanic / Male

SBE-CONSTRUCTION BREAKDOWN (CONTINUED)

Subcontractor	Project	Original Contract Amount with Change Order	Amount Paid to Date	Demographic Data
Delka Innovo Group	AA126A-3	\$20,680.00	\$3,627.10	Hispanic / Male
Milestone Fire Protection LLC	AA126A-3	\$60,000.00	\$24,082.50	Hispanic / Male
People's Plumbing & Mechanical	AA126A-3	\$585,376.00	\$371,052.69	Hispanic / Female
Gamma Air System Inc	AA126A-3	\$51,700.00	\$26,362.50	Hispanic / Male
Thevenin Enterprises Inc	AA126A-3	\$262,500.00	\$139,375.45	Hispanic / Male

SBE-CONSTRUCTION BREAKDOWN (CONTINUED)

Subcontractor	Project	Original Contract Amount with Change Order	Amount Paid to Date	Demographic Data
Low Voltage Systems Inc	AA136 A	\$985,000.00	\$928,068.20	Hispanic / Male
AAP Construction Group	T072E-1	\$56,250.00	\$52,012.50	Hispanic / Male
Milestone Fire Protection	T072E-1	\$33,000.00	\$29,450.00	Hispanic / Male
OnAir Inc	T072E-1	\$23,900.00	\$20,669.50	Hispanic / Male
New Era Electric Inc	T072E-1	\$31,280.00	\$28,766.00	Hispanic / Male

SBE-CONSTRUCTION BREAKDOWN (CONTINUED)

Subcontractor	Project	Original Contract Amount with Change Order	Amount Paid to Date	Demographic Data
Clearview Electric Inc	T072B-3	\$720,000.00	\$270,715.02	African American / Male
Conbuild LLC	X116A Ph IV	\$141,840.12	\$92,111.34	Hispanic / Male
Chavez South Florida	X116A Ph IV	\$99,465.37	\$94,492.10	Hispanic / Male
Delka Innovo Group	X116A Ph IV	\$8,949.08	\$6,250.13	Hispanic / Male
Kesoki Painting LLC	X116A Ph IV	\$7,050.00	\$6,351.72	Hispanic / Female

SBE-CONSTRUCTION BREAKDOWN (CONTINUED)

Subcontractor	Project	Original Contract Amount with Change Order	Amount Paid to Date	Demographic Data
C. J. Fire Protection	X116A Ph IV	\$12,000.00	\$10,925.00	African American / Male
RCR Plumbing Services	X116A Ph IV	\$55,061.88	\$52,308.79	Hispanic / Male
Thevenin Enterprises	X116A Ph IV	\$15,879.00	\$13,052.05	Hispanic / Male
Jador International Corp	X116A Ph IV	\$33,772.01	\$28,881.91	African American / Female
Commercial Interior Contractors	X116A Ph IV	\$63,018.00	\$73,127.77	Hispanic / Female

SBE-CONSTRUCTION BREAKDOWN (CONTINUED)

Subcontractor	Project	Original Contract Amount with Change Order	Amount Paid to Date	Demographic Data
Epic Consultant Inc	D105C-1A	\$1,353,808.00	\$158,912.58	Hispanic / Male
Epic Consultant Inc	D105C-1A	\$133,573.00	\$0.00	Hispanic / Male
Massu Infrastructure Coatings, LLC	D105C-1A	\$25,979.00	\$0.00	Hispanic / Male
Thevenin Enterprises	D105C-1A	\$1,462,562.00	\$0.00	Hispanic / Male
Ruben Electric Technology	SAO 7/11	\$27,931.00	\$12,372.72	Hispanic / Male

SBE-CONSTRUCTION BREAKDOWN (CONTINUED)

Subcontractor	Project	Original Contract Amount with Change Order	Amount Paid to Date	Demographic Data
Ohana Construction Group	SAO 7/11	\$18,500.00	\$0.00	Hispanic / Male
Milestone Fire Protection LLC	SAO 7/11	\$2,680.00	\$0.00	Hispanic / Male
Delka Innovo Group	U023A	\$44,494.00	\$0.00	Hispanic / Male
Gamma Air System Inc	U023A	\$498,000.00	\$0.00	Hispanic / Male
Ruben Electric Technology	U023A	\$42,215.00	\$0.00	Hispanic / Male

SBE-CONSTRUCTION BREAKDOWN (CONTINUED)

Subcontractor	Project	Original Contract Amount with Change Order	Amount Paid to Date	Demographic Data
C L Elias Construction Inc	AC007A	\$73,680.00	\$0.00	Caucasian/ Female
Paradise Construction Corp	AC007A	\$69,725.00	\$0.00	Hispanic / Male
C L Elias Construction Inc	AC007A	\$35,894.00	\$0.00	Caucasian/ Female
Delka Innovo Group	AC007A	\$30,550.00	\$0.00	Hispanic / Male
Delka Innovo Group	AC007A	\$22,000.00	\$0.00	Hispanic / Male

SBE-CONSTRUCTION BREAKDOWN (CONTINUED)

Subcontractor	Project	Original Contract Amount with Change Order	Amount Paid to Date	Demographic Data
Milestone Fire Protection	AC007A	\$58,000.00	\$0.00	Hispanic / Male
Gamma Air System Inc	AC007A	\$54,800.00	\$0.00	Hispanic / Male
MGA Electric Inc	AC007A	\$169,935.00	\$0.00	African American/ Male
Ohana Construction Group	AB050A	\$1,400,000.00	\$401,118.50	Hispanic / Male
Milestone Fire Protection	AB050A	\$43,300.00	\$0.00	Hispanic / Male

SBE-CONSTRUCTION BREAKDOWN (CONTINUED)

Subcontractor	Project	Original Contract Amount with Change Order	Amount Paid to Date	Demographic Data
JCR Mechanical Contractor Inc	AB050A	\$47,500.00	\$3,610.00	Hispanic / Male
OnAir Inc	AB050A	\$108,800.00	\$0.00	Hispanic / Male
New Era Electric Inc	AB050A	\$395,580.00	\$95,984.91	Hispanic / Male

SBE-CONSTRUCTION BREAKDOWN (CONTINUED)

Subcontractor	Project	Original Contract Amount with Change Order (Dollar Amount & Percent SBE Projected to Earn)	Amount Paid to Date (Dollar Amount & Percent Paid to Date)	Demographic Data

Total \$ contracted SBE-C's	Total % contracted SBE-C's	Total \$ paid-to-date SBE-C's	Total % paid-to-date SBE-C's
\$14,485,574.47	74.3 %	\$ 6,000,289.51	86.3%

SBE- GOODS AND SERVICES BREAKDOWN

Subcontractor	Project	Original Contract Amount with Change Order (Dollar Amount & Percent SBE Projected to Earn)	Amount Paid to Date (Dollar Amount & Percent Paid to Date)	Demographic Data
Ginley Lawn Service & Landscaping	AB050A	\$322,000.00	\$73,108.72	Hispanic / Male

Total \$ contracted SBE-G&S	Total % contracted SBE-G&S	Total \$ paid-to-date SBE-G&S	Total % paid-to-date SBE-G&S
\$322,000.00	5.0 %	\$73,108.72	11.0%

SBE-CONSTRUCTION DEMOGRAPHIC DATA

TOTAL NUMBER OF FIRMS: 32

4 African-American Male -
owned
(13.0% of SBE-C)
\$1,215,047.42

1 African-American Female
owned
(3.00% of SBE-C)
\$33,772.01

17 Hispanic Male owned
(56.0% of SBE-C)
\$11,129,831.64

8 Hispanic Female owned
(25.0% of SBE-C)
\$2,291,757.40

1 Caucasian Female
owned
(3.0% of SBE-C)
\$137,166.00

9 Woman-owned
(28.0% of SBE-C)
\$2,325,529.41

SBE-GOODS AND SERVICES DEMOGRAPHIC DATA

TOTAL NUMBER OF FIRMS: 1

1 Hispanic Male owned
(100.0% of SBE-G & S)
\$322,000.00

SBE QUALIFIER BREAKDOWN (LIST ALL FIRMS)

Subcontractor	Project	Original Contract Amount with Change Order	Amount Paid to Date	Demographic Data
MCO Construction & Services Inc	MCC-9-18	\$1,089,280.34	\$533,845.06	African American/ Female
Gamax Consulting	MCC-9-18	\$407,400.00	\$193,186.04	Hispanic/ Female
SBE Qualifier Total:		\$1,496,680.34	\$727,031.10	

Total \$ contracted SBE Qualifier	Total % contracted SBE Qualifier	Total \$ paid-to-date SBE Qualifier	Total % paid-to-date SBE Qualifier
\$1,496,680.34	24.5 %	\$727,031.10	21.7 %

SBE QUALIFIER DEMOGRAPHIC DATA

TOTAL NUMBER OF FIRMS: 2

1 African-American owned
(50.0% of SBE)
\$1,089,280.34

1 Hispanic owned
(50.0% of SBE)
\$407,400.00

0 Caucasian owned
(0.0% of SBE)

2 Woman-owned
(100.0% of SBE)
\$1,496,680.34

THANK YOU

DTC Vertical Expansion (Turner Construction)

JACKSON HEALTH SYSTEM JACKSON DTC VERTICAL EXPANSION PROJECT NO. 190249

Project Team

Alex Carvallo, Project Manager

**CM SBE-C Advisory Board Update
February 2024**



OVERALL CONTRACT SCOPE OF WORK NOTICE TO PROCEED DATE: DTC END DATE: 05/30/2022

- Design Assist – Preconstruction (Steel, roofing, doors, windows, interior & exterior partitions, MEP)
- No SBE goal for Preconstruction
- GMP 1: Steel Mill Order ODP
- GMP 2: Enabling Scope (demolition, concrete, MEP), Structural Steel, General Requirements
- GMP 3: Concrete, Masonry, Long Lead – Elevators/Curtain Wall/Windows
- GMP 4: Remaining Shell, Envelope, MEP, Finishes

OVERALL CONTRACT SCOPE OF WORK NOTICE TO PROCEED DATE: DTC 4TH FL END: 2/18/2023

- GMP 5: Buildout Construction Scope
- GMP 6: Finishes

Contract Goals:

Mentorship
0.00 %

SBE-C
21.6%

SBE-G/S
.25%

PROJECT INFORMATION TO-DATE

<p>Total dollar value of all awarded GMP's (Award Amount):</p> <p>\$92,108,625.49</p> <p>DTC: \$73,629,949.49 4th FI: \$18,478,676.00</p>	<p>Total dollar value of Cost of Work:</p> <p>\$75,931,099.65</p> <p>DTC: \$62,388,953.65 4th FI: \$13,542,146.00</p>	<p>Total dollar value contracted to SBE's to- date (all GMP's):</p> <p>\$17,501,769.25</p> <p>DTC: \$14,323,222.22 4th FI: \$3,178,547.03</p>
<p>Total dollar value of payment received by Jackson (Paid Amount) :</p> <p>\$78,990,255.18</p> <p>DTC: \$61,843,307.74 4th FI: \$17,146,947.44</p>	<p>Total number of GMP's:</p> <p>6</p>	<p>Total number of SBE's contracted to date (all GMP's):</p> <p>19</p>
<p>Total percentage contracted all SBE's to-date: 23.04%</p> <p>(Total dollar value contracted to SBE's divided by total dollar value cost of work equals SBE percentage)</p>		

SBE BREAKOUT TO-DATE

<p>Total \$ contracted SBE-C's</p> <p>\$16,613,596.51</p> <p>DTC: \$12,471,631.90 4th FI: \$3,141,964.61</p>	<p>Total % contracted SBE-C's</p> <p>21.87%</p>	<p>Total \$ paid-to-date SBE-C's</p> <p>\$15,261,755.56</p> <p>DTC: \$12,347,842.99 4th FI: \$2,790,222.66</p>	<p>Total % paid-to-date SBE-C's</p> <p>91.86%</p>
<p>Total \$ contracted SBE-G/S</p> <p>\$185,949.24</p> <p>DTC: \$149,583.91 4th FI: \$36,365.33</p>	<p>Total % contracted SBE-G/S</p> <p>.59%</p>	<p>Total \$ paid-to-date SBE-G/S</p> <p>\$182,515.37</p> <p>DTC: \$149,583.91 4th FI: \$32,931.46</p>	<p>Total % paid-to-date SBE-G/S</p> <p>98.15%</p>

SBE-CONSTRUCTION BREAKDOWN (LIST ALL FIRMS)

Subcontractor	Tier	Project	Contract Amount	Paid to date	Diversity Data
A-1 All Florida Painting	1 st	DTC Vertical Expansion	\$ 296,736.28	\$ 296,736.28	Hispanic American/Male
All Quality Electrical Services, Inc.	2 nd	DTC Vertical Expansion	\$ 447,667.66	\$ 447,667.66	African American/Male
Brophy Associates	2 nd	DTC Vertical Expansion	\$ 458,049.12	\$ 566,469.46	Hispanic American/Male
Cami-Axle	1 st	DTC Vertical Expansion	\$ 827,204.00	\$ 815,799.41	African American/Male
Five Brothers	2 nd	DTC Vertical Expansion	\$ 1,667,758.11	\$ 1,376,418.37	Hispanic American/Male
George's Welding Services Inc.	1 st	DTC Vertical Expansion	\$ 3,756,134.28	\$ 3,531,392.21	Hispanic American/Male
Hodges Erectors	2 nd	DTC Vertical Expansion	\$ 1,694,763.59	\$ 1,694,763.59	Hispanic American/Male
Hurricane Resistant Construction	2 nd	DTC Vertical Expansion	\$ 143,130.00	\$ 143,130.00	Caucasian/Female
John Bell Construction	1 st	DTC Vertical Expansion	\$ 496,820.54	\$ 525,800.87	Hispanic American/Male
Jorrin Construction	2 nd	DTC Vertical Expansion	\$ 48,810.69	\$ 48,810.69	Hispanic American/Male
Merrick Industrial Mgmt. Corp	1 st	DTC Vertical Expansion	\$ 1,995,738.00	\$ 1,995,738.00	Caucasian/Male
Merrick Industrial Mgmt. Corp	2 nd	DTC Vertical Expansion	\$ 43,489.62	\$ 43,489.62	Caucasian/Male
Metropolitan Plumbing	2 nd	DTC Vertical Expansion	\$ 921,732.07	\$ 921,732.07	Hispanic American/Male
Osorno Group	2 nd	DTC Vertical Expansion	\$ 219,738.40	\$ 147,021.73	Hispanic American/Male

SBE-CONSTRUCTION BREAKDOWN (LIST ALL FIRMS)

Subcontractor	Tier	Project	Contract Amount	Paid to date	Diversity Data
Osorno Group	2 nd	DTC Vertical Expansion	\$ 615,744.72	\$ 957,732.24	Hispanic American/Male
Tropical Electric, Inc	2 nd	DTC Vertical Expansion	\$ 101,008.68	\$ 101,008.68	African American/Male
A-1 All Florida Painting	1 st	DTC 4 th Floor	\$ 111,400.87	\$ 111,313.67	Hispanic American/Male
Brophy Associates dba Direct Digital Concepts	2 nd	DTC 4 th Floor	\$ 292,450.00	\$ 184,484.25	Hispanic American/Male
Five Brothers Enterprises Corp.	2 nd	DTC 4 th Floor	\$ 388,000.00	\$ 565,544.34	Hispanic American/Male
HDZ Builders, Inc.	1 st	DTC 4 th Floor	\$ 20,547.40	\$ 20,547.40	Hispanic American/Male
Hodges Erectors, Inc.	2 nd	DTC 4 th Floor	\$ 59,407.00	\$ 92,100.00	Hispanic American/Male
Merrick Industrial Management	1 st	DTC 4 th Floor	\$ 416,344.76	\$ 416,245.17	Caucasian/Male
Osorno Group Corp	2 nd	DTC 4 th Floor	\$ 54,620.00	\$ 50,751.00	Hispanic American/Male
Osorno Group Corp	2 nd	DTC 4 th Floor	\$ 1,010,000.00	\$ 860,577.02	Hispanic American/Male
Tropical Electric Inc.	2 nd	DTC 4 th Floor	\$ 665,062.50	\$ 507,397.19	African American/Male

SBE-CONSTRUCTION DEMOGRAPHIC DATA

TOTAL NUMBER OF FIRMS: 16

10 Hispanic owned
SBE-C Firms
(75% or \$11,401,467.77)

4 African American
owned SBE-C Firms
(13% or \$2,041,230.16)

2 Caucasian owned
SBE-C Firms
(17% or \$2,588,815.98)

1 Woman owned
SBE-C Firms
(1% or \$143,130.00)

SBE-GOODS & SERVICES BREAKDOWN (LIST ALL FIRMS)

Subcontractor	Tier	Contract Amount	Paid to date	Diversity Data
CBR Cleaning Solutions Corp.	1 st	\$ 91,746.00	\$ 91,746.00	Hispanic American/Female
Cube Care	1 st	\$ 92,039.00	\$ 92,039.00	Hispanic American/Female
E. R. Brownell	1 st	\$ 57,775.00	\$ 57,775.00	Hispanic American/Male

SBE-GOODS & SERVICES DEMOGRAPHIC DATA

TOTAL NUMBER OF FIRMS: 3

3 Hispanic-owned
(100% or \$241,560)

0 African-American owned
(0% of SBE-G&S)

0 Caucasian owned
(0% of SBE-G&S)

2 Woman-owned
(71% or \$ 125,094.78)

NON-SBE FIRMS BREAKDOWN (LIST ALL FIRMS)

Subcontractor	Tier	Subcontractor	Tier	Subcontractor	Tier
Acousti Engineering Company	1 st	CMC Contractors	1 st	GFA International Inc.	1 st
Alloy Group dba EHG	1 st	Florida Concrete Unlimited	2 nd	Ground Penetrating Radar Systems	1 st
Barton Industrial Scaffold Services	2 nd	Door Dash & Closer Services	1 st	GUERNSEY ARCHITECTURAL SOLUTIONS, INC.	1 st
Mace Peace Master Cleaning	2 nd	East Coast Hoist	1 st	Image Resource Group, Inc.	1 st
Reliable Concrete Cutting	2 nd	Alternate Construction Concepts	2 nd	Florida Branding Solutions L.L.C.	2 nd
Aquatic Landscaping Design	1 st	American Eagle Scaffold	3 rd	Keane Architectural Woodwork	1 st
Accurate Design Irrigation Services	2 nd	Fire Stop Systems	1 st	Lotspeich Co of Florida	1 st
B&I Contractors	1 st	Florida Services Painting	1 st	Mardale Specialties Direct	1 st
Ferguson Enterprises, Inc	3 rd	GA Plastering	1 st	MCO Construction & Services	1 st
Lehman Pipe and Plumbing Services	3 rd	East Coast Rigging & Contracting	2 nd	MSD Services Inc.	1 st
Speedy Concrete Cutting	2 nd	Sims Crane & Equipment Company	2 nd	NV5 Inc.	1 st
Green Tag Scaffolds	2 nd	E & J Tropical Awnings	2 nd	O'Neill Brothers Flooring	1 st
Cellucrete Corp.	1 st	Maxim Crane Works	3 rd	OTIS Elevator Company	1 st

NON-SBE FIRMS BREAKDOWN (LIST ALL FIRMS)

Subcontractor	Tier
Physical Security, LLC	1 st
Stateline Products of South Florida	2 nd
Professional Flooring Contractors, LLC	1 st
Smith Industries, Inc	1 st
Solution Construction, Inc	1 st
Southeast Mechanical Contractors LLC	1 st
Air Logic Services	2 nd
Applegate USA LLC	2 nd
Stanley Access Inc.	1 st
Summers Fire Sprinklers Inc.	1 st
Sunbelt Rentals Inc	1 st
American Eagle Scaffolding, LLC	2 nd
TK Elevator	1 st

Subcontractor	Tier
Translogic Corporation	1 st
Precision Pipe Corporation	2 nd
Tri-City Electric Co, Inc	1 st
Electric Power Systems	1 st
Triple M Roofing Corp.	1 st
U.S. Smoke and Fire	1 st
Wal-Mark Contracting Group. LLC	1 st

THANK YOU

**Design, Build, Finance, Operate, Maintain Civil
and Probate Courthouse
(Plenary Justice Miami LLC)**

MIAMI-DADE COUNTY NEW CIVIL AND PROBATE COURTHOUSE

SBE ADVISORY BOARD MEETING
March 18th, 2024



Project Team

Armando Perez
Estimating Manager
786-734-2539
armando.perez@tutorperini.com

Hank Sturges
Project Manager
561-419-1541
hank.sturges@tutorperini.com

Mark Makary
Senior Vice President
Chief Estimator
978-618-6422
mark.makary@tutorperini.com

Overall Contract Scope of Work

Notice to proceed date : January 24th, 2020
PROJECTED END DATE : October 18th, 2024

- Overall contract scope of work: New courthouse building, 24 stories high. Scope consists of site work, building shell, building envelope, interiors, furniture, fixtures and equipment, mechanical systems, life safety systems, electrical systems, security, and access control.
- Structural shell completed. Exterior aluminum and glass curtain walls in progress. Interior fit out also in progress from the lower levels up to level 22. Rough and finish work, including some painting, in place at those levels. Mechanical and electrical rough in work in progress. Life system systems also in progress. Exterior of the building being prepared for exterior waterproofing and finish stucco. Two service elevators in operation, Material and Personnel hoist removed.
- The SBE Goal for this project is 13.11% SBE-Construction category only.



PROJECT INFORMATION TO-DATE

Total dollar value of all awarded GMP's (Award Amount): \$262,767,000.00	Total dollar value of Cost of Work: \$174,566,214.00	Total dollar value contracted or committed to SBE's to-date (all GMP's): \$33,702,168.20
Total dollar value of payment received by Tutor Perini Corporation (Paid Amount) : \$203,172,991.31	Total number of GMP's: 13	Total number of SBE's contracted or committed to date (all GMP's): 9
Total percentage contracted all SBE's to-date: 19.31%		
(Total dollar value contracted to SBE's divided by total dollar value cost of work equals SBE percentage)		

SBE BREAKOUT TO DATE

Total \$ contracted SBE-C's \$33,702,168.20	Total % contracted SBE-C's 19.31%	Total \$ paid-to-date SBE-C's \$26,097,696.20	Total % paid-to-date of the commitment to SBE-C's 77.44%
Total \$ contracted SBE-G/S N/A	Total % contracted SBE-G/S N/A	Total \$ paid-to-date SBE-G/S N/A	Total % paid-to-date SBE-G/S N/A
Total \$ contracted Mentor Protégé N/A	Total % contracted Mentor Protégé N/A	Total \$ paid-to-date Mentor Protégé N/A	Total % paid-to-date Mentor Protégé N/A

SBE – CONSTRUCTION BREAKDOWN

Subcontractor	Project	Original Contract Amount with Change Order	Amount Paid to Date	Demographic Data
Titan Construction Group, Inc.	RFP-00953	\$667,385.55	\$667,385.55	African American
Trojan Builders Inc.	RFP-00953	\$14,600,000.00	\$12,872,433.33	Caucasian
TRU-PROOF INC. (Installation labor sub-sub)	RFP-00953	\$2,226,331.38	\$2,226,331.38	Hispanic
Low Voltage Systems, Inc.	RFP-00953	\$4,926,878.51	\$2,864,016.10	Hispanic
Jorrin Construction Mgmt	RFP-00953	\$4,550,000.00	\$2,949,265.70	Hispanic
John Bell Construction	RFP-00953	\$4,177,097.76	\$3,943,976.39	Hispanic
Hodges Erectors	RFP-00953	\$450,000.00	\$444,550.14	Hispanic
Commercial Interior	RFP-00953	\$2,091,475.00	\$116,737.61	Woman
R&G Engineering	RFP-00953	\$13,000.00	\$13,000.00	Hispanic

Total \$ contracted SBE-C's	Total % contracted SBE-C's	Total \$ paid-to-date SBE-C's	Total % paid-to-date of the commitment to SBE-C's
\$33,702,168.20	19.31%	\$26,097,696.20	77.44%

<p>6 Hispanic-owned (67% of SBE-C) \$12,441,139.71</p>	<p>1 African-American owned (11% of SBE-C) \$667,385.55</p>	<p>1 Caucasian owned (11% of SBE-C) \$12,872,433.33</p>	<p>1 Woman owned (11% of SBE-C) \$116,737.61</p>
---	--	--	---

TOTAL NUMBER OF FIRMS: 9

SBE – CONSTRUCTION DEMOGRAPHIC DATA
AMOUNTS PAID

ISSUE/CONCERN WITH SBES/SBE PROGRAM

- NONE

THANK YOU



**MSC Cruise Terminal
(Fincantieri Infrastructure Florida)**

FINCANTIERI INFRASTRUCTURE FLORIDA, INC.

PROJECT NAME : MSC CRUISE TERMINAL

PROJECT NO: 2017-001.01

CM SBE-C Advisory Board Update

March 2024



Compliance Team

Roberto Curcuruto

roberto.curcuruto@fl.fcinfrastructure.com

Dawn Ahomed

dawn.ahomed@fl.fcinfrastructure.com

Deborah Ductant

deborah.ductant@fl.fcinfrastructure.com

CONTRACT SCOPE OF WORK

NOTICE TO PROCEED DATE : 09/01/2021
END DATE : 08/2024

As noted in the Project Worksheet, the project is comprised of:

A design-build project for a shared multi-vessel cruise terminal and parking garage complex to service three (3) cruise vessels simultaneously with a total capacity of up to 18,000 cruise passengers. The Project will also include the development of two new cruise berths (Berths 8 and 9) consisting of a new bulkhead wall system, mooring and wind bollards, fenders, supporting runways for four passenger boarding bridges, provisioning facilities to support Berths 8 and 9, and other site and waterside improvements and connection to PortMiami roadways.



Contract Goals:

SBE-A/E
14%

SBE-C
10.01%

SBE-G/S
2.2%

PROJECT INFORMATION TO-DATE

<p>Total value of all awarded Guarantee Maximum Price ("GMP") (Award Amount):</p> <ul style="list-style-type: none"> • Design build contract: €171,747,139.97 • Supply of Goods contract: €178,252,864.03 (SoG not eligible for SBE per project worksheet) 	<p>Total dollar value of Cost of Work:</p> <p>\$193,069,413</p>	<p>Total dollar value contracted to SBE's to date (all GMP's):</p> <p>\$48,910,328.03</p>
<p>Total value of payment received by Fincantieri:</p> <p>€215,241,813.45</p>	<p>Total number of GMP's (To Lump Sump):</p> <p>-</p>	<p>Total number of SBE's contracted to date:</p> <p>7</p>

Total percentage contracted all SBE's to-date: **26.13%**
(Total dollar value contracted to SBE's divided by total dollar value cost of work equals SBE percentage)

SBE BREAKOUT TO-DATE

Total \$ contracted SBE-C's	Total % contracted SBE-C's	Total \$ paid-to-date SBE-C's	Total % paid-to-date SBE-C's
\$32,148,351.03	16.65%	\$25,287,972.98	78.44%
Total \$ contracted SBE-Services	Total % contracted SBE-Services	Total \$ paid-to-date SBE-Services	Total % paid-to-date SBE-Services
\$14,693,277.00	7.61%	\$5,139,216.05	34.97%

SBE-CONSTRUCTION BREAKDOWN

Subcontractor	Project	Contract Amount (with Change Orders)	Amount Paid to Date
Atlantic Coast Drilling, Inc. <small>*Hispanic-Male Owned Firm</small>	2017.001.01	\$507,205.00	\$507,205.02
Buildings-Bridges-Roadway-Group, LLC <small>*Hispanic-Male Owned Firm</small>	2017.001.01	\$600,000.00	\$383,614.70
Trojan Builders, Inc. <small>*Caucasian-Male Owned Firm</small>	2017.001.01	\$3,110,376.57	\$2,638,259.05
Quality Construction Performance, Inc. <small>*Hispanic-Male Owned Firm</small>	2017.001.01	\$21,272,909.66	\$17,379,979.32
The Structure Group, LLC <small>* Woman Owned Firm</small>	2017.001.01	\$6,657,859.80	\$4,928,671.05

Total \$ Contracted SBE-CON	Total % contracted SBE-CON
\$32,148,351.03	16.65%

Total \$ paid to date SBE-CON	Total % paid to date SBE-CON
\$25,837,729.14	80.37%

SBE-CONSTRUCTION DEMOGRAPHIC DATA

TOTAL NUMBER OF FIRMS: #5

#4 Hispanic-owned
(89.78%
or
\$23,199,470.09
of SBE-CON)

#0 African-American owned
(0% OF SBE-CON)

#1 Caucasian owned
(10.14%
or
\$2,638,259.05
OF SBE-CON)

#1 Woman-owned
(18.95%
or
\$4,928,671.05
OF SBE-CON)

This woman firm is also Hispanic and is counted twice.

SBE-GOODS AND SERVICES BREAKDOWN

Subcontractor	Project	Contract Amount (with Change Orders)	Amount Paid to Date
Tom Graboski Associates, Inc. *Caucasian-Male Owned Firm **currently listed as a 1st Tier but will be amended to 2nd tier or, if not possible, will be removed from the Utilization Plan	2017.001.01	\$335,500.00	\$210,545.00
Paradise Awnings Corporation *Hispanic-Male Owned Firm	2017.001.01	\$ 13,713,124.00	\$7,641,269.89

Total \$ Contracted SBE-SERVICES	Total % contracted SBE-SERVICES
\$14,048,124.00	7.61%

Total \$ paid to date SBE-CON	Total % paid to date SBE-CON
\$7,851,814.89	34.97%

SBE-GOODS & SERVICES DEMOGRAPHIC DATA

TOTAL NUMBER OF FIRMS: #2

#1 Hispanic-owned
(97.31%
or
\$7,641,269.89
of SBE-G&S)

#0 African-American owned
(0% of SBE-G&S)

#1 Caucasian owned
(2.68% or \$210,545.00
of SBE-G&S)

#0 Woman-owned
(0% of SBE-G&S)

DEMOGRAPHIC DATA SBE #7

SBE FIRMS=TOTAL

Total Dollars Contract: \$46,841,628.03

#6-Hispanic-Owned

(61.99% or \$29,037,974.46 of SBE-CON and G&S)

#0-African-American-Owned

(0% or \$0 of SBE-CON and G&S)

#2-Caucasian-Owned

(7.35% or \$3,445,876.00 of SBE-CON and G&S)

#0-Asian-Owned

(0% of SBE-CON and G&S)

#1-Woman-Owned

(14.21% or \$6,657,859.80 of SBE-CON and G&S)

The woman firm is also Hispanic Owned and counted twice

ISSUE/CONCERN WITH SBEs/SBE PROGRAM

- None

THANK YOU

**DTC East Tower Vertical Expansion
(SKANSKA)**

JACKSON HEALTH SYSTEM ED EXPANSION AND RENOVATION - PROJECT NO. & DTC EAST TOWER VERTICAL EXPANSION (SHELL) 4114973 & 4114974

CM SBE-C Advisory Board Update
March 2024

Project Team

Vincent Collins, III – Senior Project Manager
954.605.7688

Vincent.Collins@skanska.com

Tiffany Holliman – Diversity Specialist
786.635.9190

Tiffany.Holliman@skanska.com

Robert Cloyd – Project Executive (DTC)
813.955.3470

Robert.Cloyd@skanska.com

Eduardo Pollo – Project Manager (ED EXP)
954.529.0362

Eduardo.Pollo@skanska.com

Frank Longo – VP Project Executive
904.237.0807

Frank.Longo@skanska.com

Robert Tyler – President (IGWT)
786.344.7469

rt Tyler@igwtconstructioninc.us



**DTC EAST TOWER VERTICAL EXPANSION
OVERALL CONTRACT SCOPE OF WORK
NOTICE TO PROCEED DATE: 05.08.2023
DTC END DATE: OCTOBER 2024**

- Design Assist – Preconstruction (CIP Concrete, Mechanical HVAC, Exterior Glazing, Precast, Electrical, and Fire Protection)
- GMP 1: Enabling Scopes (Site Prep, Structure, Envelope, MEP)
- GMP 2: Roofing, Doors/Hardware, Painting and Wallcoverings,
- GMP 3: Building Envelope and Finish Trade Scopes

**ED EXPANSION & RENOVATION –
OVERALL CONTRACT SCOPE OF WORK
NOTICE TO PROCEED DATE: 05.08.2023
PROJECT END: JANUARY 2027**

- Design Assist – Preconstruction (CIP Concrete, Mechanical HVAC, Exterior Glazing, Precast, Electrical, and Fire Protection)
- GMP 1: Enabling Scope (Utility Demolition, Selective Demolition, metal framing and drywall)
- GMP 2: Building Structure and Envelope; Sitework and Underground Utilities
- GMP 3: Interior Finishes and miscellaneous specialties

Contract Goals:

Mentorship
6.31%

SBE-C
32.77%

SBE-G/S
0.25%

PROJECT INFORMATION TO-DATE

<p>Total dollar value of all awarded GMP's (Award Amount):</p> <p>\$106,913,639</p>	<p>Total dollar value of Cost of Work:</p> <p>\$78,444,065</p>	<p>Total dollar value contracted to SBE's to- date (all GMP's):</p> <p>\$8,891,674</p>
<p>Total dollar value of payment received by Jackson (Paid Amount) :</p> <p>\$8,838,455.32</p>	<p>Total number of GMP's:</p> <p>6</p>	<p>Total number of SBE's contracted to date (all GMP's):</p> <p>20</p>
<p>Total percentage contracted all SBE's to-date: 11% (Total dollar value contracted to SBE's divided by total dollar value cost of work equals SBE percentage)</p>		

SBE BREAKOUT TO-DATE

Total \$ contracted SBE-C's \$8,891,674	Total % contracted SBE-C's 11%	Total \$ paid-to-date SBE-C's \$3,765,113	Total % paid-to-date SBE-C's 42%
Total \$ contracted SBE-G/S \$6,016	Total % contracted SBE-G/S 0.10%	Total \$ paid-to-date SBE-G/S \$5,715	Total % paid-to-date SBE-G/S 95%

SBE-CONSTRUCTION BREAKDOWN (LIST ALL FIRMS)

Firm	Tier	Project	Contract Amount	Paid to date	Diversity Data
C&I Construction and Design Inc	1 st	DTC Vertical Expansion	\$ 1,100,375	\$ 774,352	Hispanic American/Male
C&I Construction and Design Inc	1 st	ED Expansion & Renovation	\$ 325,224	\$ 216,012	Hispanic American/Male
ECCS Florida LLC	1 st	DTC Vertical Expansion	\$ 1,163,217	\$ 49,400	Hispanic American/Male
Florida Power Quality Solutions Inc.	1 st	ED Expansion & Renovation	\$ 605,200	\$ 494,628	Hispanic American/Male
Gomez & Son Fencing Corp.	1 st	ED Expansion & Renovation	\$ 118,715	\$ 98,022	Hispanic American/Woman
HDZ Builders, Inc	1 st	DTC Vertical Expansion	\$ 186,782	\$ 134,300	Hispanic American/Male
HDZ Builders, Inc	1 st	ED Expansion & Renovation	\$ 152,746	\$ 96,968	Hispanic American/Male
Imperial Flooring Solutions	1 st	DTC Vertical Expansion	\$ 65,925	\$ 0	Hispanic American/Woman
Imperial Flooring Solutions	1 st	ED Expansion & Renovation	\$ 40,661	\$ 19,408	Hispanic American/Woman
JJAS Door Installations, Inc	1 st	ED Expansion & Renovation	\$ 64,468	\$ 27,101	Hispanic American/Woman
MAG Construction, Inc. dba The Plumbers	1 st	DTC Vertical Expansion	\$ 330,469	\$ 67,517	Hispanic American/Male
Merrick Industrial Management Corporation	1 st	DTC Vertical Expansion	\$ 1,071,817	\$ 786,394	Caucasian/Male
Massu Infrastructure Coatings LLC	1 st	ED Expansion & Renovation	\$ 44,059	\$ 17,868	Hispanic American/Male
Onair, Inc.	1 st	ED Expansion & Renovation	\$ 83,242	\$ 56,643	Hispanic American/Male
RCR Plumbing Services, Inc.	1 st	ED Expansion & Renovation	\$ 204,750	\$ 185,633	Hispanic American/Male

SBE-CONSTRUCTION BREAKDOWN (LIST ALL FIRMS)

Firm	Tier	Project	Contract Amount	Paid to date	Diversity Data
Trade Solutions, LLC dba Pronto Construction Developers	1 st	ED Expansion & Renovation	\$ 2,705,222	\$ 992,961	Hispanic American/Woman
World of Frameless Glass, Inc	1 st	ED Expansion & Renovation	\$ 50,740	\$ 42,182	Hispanic American/Male
A-1 All Florida Painting Inc	1 st	DTC Vertical Expansion	\$27,054	\$ 0	Hispanic American/Male
Paradise Awnings Corporation	1 st	DTC Vertical Expansion	\$ 551,007	\$ 0	Hispanic American/Male

SBE-CONSTRUCTION DEMOGRAPHIC DATA

TOTAL NUMBER OF FIRMS: 17

13 Hispanic owned
SBE-C Firms
(7.31% or \$7,819,856)

0 African-American owned
(0% of SBE-C Firms)

1 Caucasian-owned
SBE-C Firm
(1% or \$1,071,817)

4 Woman-owned
SBE-C Firms
(2.80% or \$2,994,991)

SBE-GOODS & SERVICES BREAKDOWN (LIST ALL FIRMS)

Firm	Tier	Scope of Work	Contract Amount	Paid to date	Diversity Data
Multicorp Marketing dba Exclamarketing	1 st	Signage	\$ 6,016.00	\$ 5,715.20	Hispanic American/Female

SBE-GOODS & SERVICES DEMOGRAPHIC DATA TOTAL NUMBER OF FIRMS: 1

1 Hispanic-owned
(100% or \$6,016.00)

0 African-American owned
(0% of SBE-G&S)

0 Caucasian owned
(0% of SBE-G&S)

1 Woman-owned
(100% or \$6,016.00)

SBE-MENTOR PROTÉGÉ BREAKDOWN

Firm	Project	Contract Amount	Paid to date	Diversity Data
IGWT	ED Expansion & Renovation	\$499,999.99	\$201,854	African American/Male
IGWT	DTC Vertical Expansion	\$305,059.99	\$71,720	African American/Male
IGWT	Preconstruction	\$30,000.00	\$29,993	African American/Male

Total amount contracted Mentor Protégé	Total percentage contracted to Mentor Protégé	Total dollars paid to Mentor Protégé	Total percentage paid to Mentor Protégé
\$835,059	6.33%	\$303,567	36 %

THANK YOU

**S-889 CD 2.15(1) Plant 2 Cluster 1 Digester
Upgrades**

S-897 SDWWTP Digester & Control BLD

S-909 CDWWTP Plant 2 Cluster 2 Digester

S-884 & S-888 Design build Thickening Sludge

S-922CD 1.05.2 Effluent PS Electria

(Poole & Kent Company of Florida)

**MIAMI-DADE WATER AND SEWER DEPARTMENT
DESIGN-BUILD SERVICES FOR THE CONSTRUCTION OF
SOUTH DISTRICT WWTP AND CENTRAL DISTRICT WWTP
SLUDGE THICKENING & DEWATERING BUILDINGS
CONTRACT S-884 & S-888**

SBE-Construction Advisory Board Update
December 1, 2023 – January 31, 2024

Project Team

Brian MacClugage
Executive Vice President
305-325-1930
brianm@pkflorida.com

Wendy Campbell
Vice President of Project Administration &
Marketing
305-325-1930
wendyc@pkflorida.com

Kevin Smith
Vice President
305-325-1930
kevins@pkflorida.com



OVERALL CONTRACT SCOPE OF WORK

The overall scope of this Consent Decree project is to provide all resources and professional services to perform the planning, engineering design, coordination with Water and Sewer Operations, permitting, construction, furnishing of all materials, fabrication and installation, labor and equipment necessary for the construction of all civil/site, process mechanical, architectural, structural, electrical, instrumentation, plumbing, Heat Ventilation Air Conditioning (HVAC), fire protection, odor control components and all other necessary components to facilitate successful design, construction and commissioning of the new Sludge Thickening and Dewatering Building located at South District WWTP and the new Dewatering/Thickening Facilities located at Central District WWTP.

- NOTICE TO PROCEED DATE: 07/06/2020
- END DATE: 07/10/2024

Contract Goals:

SBE-C
9.43%

SBE-G
2.00%

PROJECT INFORMATION TO-DATE

<p>Award Amount:</p> <p>\$209,505,510 (Design - \$19,134,415 / Construction - \$190,371,095)</p>	<p>Total dollar value contracted to SBE-C to-date:</p> <p>\$20,922,077.24</p>	<p>Total dollar value contracted to SBE-G to-date:</p> <p>\$4,152,398.83</p>
<p>Total dollar value of payment received by Miami-Dade County (Paid Amount) :</p> <p>\$178,078,546.04</p>	<p>Total number of SBE-C contracted to-date:</p> <p>4</p>	<p>Total number of SBE-G contracted to-date:</p> <p>2</p>
<p>Total percentage contracted all SBEs to-date: 13.17% (Total dollar value contracted to SBE's divided by total dollar value cost of work equals SBE percentage)</p>		

SBE BREAKOUT TO-DATE

Total \$ contracted SBE-C firms	Total % contracted SBE-C firms	Total \$ paid-to-date SBE-C firms	Total % paid-to-date SBE-C firms
\$20,922,077.24	10.99%	\$19,157,293.78	10.06%

Total \$ contracted SBE-G firms	Total % contracted SBE-G firms	Total \$ paid-to-date SBE-G firms	Total % paid-to-date SBE-G firms
\$4,152,398.83	2.18%	\$3,985,420.09	2.09%

SBE-CONSTRUCTION BREAKDOWN

Subcontractor	Project	Original Contract Amount with Change Order	Amount Paid to Date	Demographic Data
Eli's Mechanical Corp.	S-884 / S-888	\$7,204,850.50 (3.78%)	\$6,721,998.83 (3.53%)	Hispanic / Male
Dodec, Inc.	S-884 / S-888	\$6,555,496.00 (3.44%)	\$5,818,268.00 (3.06%)	African American / Male
Mar's Contractors, Inc.	S-884 / S-888	\$1,778,248.74 (0.93%)	\$1,678,866.30 (0.88%)	African American / Female
Sunshine State Air Conditioning	S-884 / S-888	\$5,383,482.00 (2.83%)	\$4,938,140.65 (2.59%)	Hispanic / Male

Total \$ contracted SBE-C	Total % contracted SBE-C	Total \$ paid-to-date SBE-C	Total % paid-to-date SBE-C
\$20,922,077.24	10.99%	\$19,157,293.78	10.06%

SBE-CONSTRUCTION DEMOGRAPHIC DATA

TOTAL NUMBER OF FIRMS: 4

2 Hispanic-owned
(6.61% of SBE-C)
\$12,588,332.50

2 African American-owned
(4.38% of SBE-C)
\$8,333,744.74

0 Caucasian-owned
(0% of SBE-C)

1 Woman-owned
(0.93% of SBE-C)
\$1,778,248.74

SBE-GOODS BREAKDOWN

Subcontractor	Project	Original Contract Amount with Change Order	Amount Paid to Date	Demographic Data
Corcel Corp.	S-884 / S-888	\$3,077,242.51 (1.62%)	\$2,923,130.50 (1.54%)	Hispanic / Male
Lehman Pipe and Supply	S-884 / S-888	\$1,075,156.32 (0.56%)	\$1,062,289.59 (0.56%)	Caucasian / Female

Total \$ contracted
SBE-G

\$4,152,398.83

Total % contracted
SBE-G

2.18%

Total \$ paid-to-date
SBE-G

\$3,985,420.09

Total % paid-to-date
SBE-G

2.09%

SBE-GOODS DEMOGRAPHIC DATA

TOTAL NUMBER OF FIRMS: 2

1 Hispanic-owned
(1.62% of SBE-G&S)
\$3,077,242.51

0 African American-owned
(0% of SBE-G&S)

1 Caucasian-owned
(0.56% of SBE-G&S)
\$1,075,156.32

1 Woman-owned
(0.56% of SBE-G&S)
\$1,075,156.32

ISSUE/CONCERN WITH SBEs/SBE PROGRAM

- None at this time.

Thank you!

MIAMI-DADE WATER AND SEWER DEPARTMENT
CD 2.15(1) PLANT 2 CLUSTER 1 DIGESTER UPGRADES
CONTRACT S-889

Project Team

Brian MacClugage
Executive Vice President
305-325-1930
brianm@pkflorida.com

Wendy Campbell
Vice President of Project Administration &
Marketing
305-325-1930
wendyc@pkflorida.com

Oscar Galindo
Project Manager
305-325-1930
oscarg@pkflorida.com

SBE-Construction Advisory Board Update
December 1, 2023 – January 31, 2024

OVERALL CONTRACT SCOPE OF WORK

The overall scope of this Consent Decree project at Central District WWTP includes, but is not limited to, the replacement of all existing equipment, valves, piping; and appurtenances; electrical panels, conduits, cables, and lighting; instrumentation and controls; building mechanical; doors, windows and louvers within the digester Control Building and inside Digester Tank Nos. 1, 2, and 4; new digester covers for Digester Tank Nos. 1,2, and 4; new valve vault for Digester Cluster 1, replacement of all digester header yard piping beyond the valve vault which connects the Plant 2 Digester Clusters (including sanitary, hot water supply, hot water return, thickened sludge, and digester gas yard piping beyond valve vault); extension of the existing Electrical Room at the Control Building; structural repairs to and recoating of Control Building and Digester Tank Nos. 1, 2, and 4; and demolition of existing electrical substation buildings in order to construct two new electrical substation buildings.

- NOTICE TO PROCEED DATE: 10/31/2016
- END DATE: 06/18/2021

Contract Goals:

SBE-C
10.10%

SBE-G/S
1.80%

PROJECT INFORMATION TO-DATE

<p>Award Amount, including CO #2:</p> <p>\$26,411,043.21</p>	<p>Total dollar value contracted to SBE-C to-date:</p> <p>\$2,836,560.98</p>	<p>Total dollar value contracted to SBE-G to-date:</p> <p>\$746,018.76</p>
<p>Total dollar value of payment received by Miami-Dade County (Paid Amount) :</p> <p>\$23,932,355.26</p>	<p>Total number of SBE-C contracted to-date:</p> <p>2</p>	<p>Total number of SBE-G contracted to-date:</p> <p>1</p>

Total percentage contracted all SBEs to-date: **13.56%**
 (Total dollar value contracted to SBE's divided by total dollar value cost of work equals SBE percentage)

SBE BREAKOUT TO-DATE

Total \$ contracted SBE-C firms	Total % contracted SBE-C firms	Total \$ paid-to-date SBE-C firms	Total % paid-to-date SBE-C firms
\$2,836,560.98	10.74%	\$2,785,434.55	10.55%
Total \$ contracted SBE-G firms	Total % contracted SBE-G firms	Total \$ paid-to-date SBE-G firms	Total % paid-to-date SBE-G firms
\$746,018.76	2.82%	\$746,018.76	2.82%

SBE-CONSTRUCTION BREAKDOWN

Subcontractor	Project	Original Contract Amount with Change Order	Amount Paid to Date	Demographic Data
Mar's Contractors, Inc.	S-889	\$2,259,127.89 (8.55%)	\$2,208,001.46 (8.36%)	African American / Female
Sunshine State Air Conditioning	S-889	\$577,433.09 (2.19%)	\$577,433.09 (2.19%)	Hispanic / Male

Total \$ contracted SBE-C's	Total % contracted SBE-C's	Total \$ paid-to-date SBE-C's	Total % paid-to-date SBE-C's
\$2,836,560.98	10.74%	\$2,785,434.55	10.55%

SBE-CONSTRUCTION DEMOGRAPHIC DATA

TOTAL NUMBER OF FIRMS: 2

1 Hispanic-owned
(2.19% of SBE-C)
\$577,433.09

1 African American-owned
(8.55% of SBE-C)
\$2,259,127.89

0 Caucasian-owned
(0% of SBE-C)

1 Woman-owned
(8.55% of SBE-C)
\$2,259,127.89

SBE-GOODS BREAKDOWN

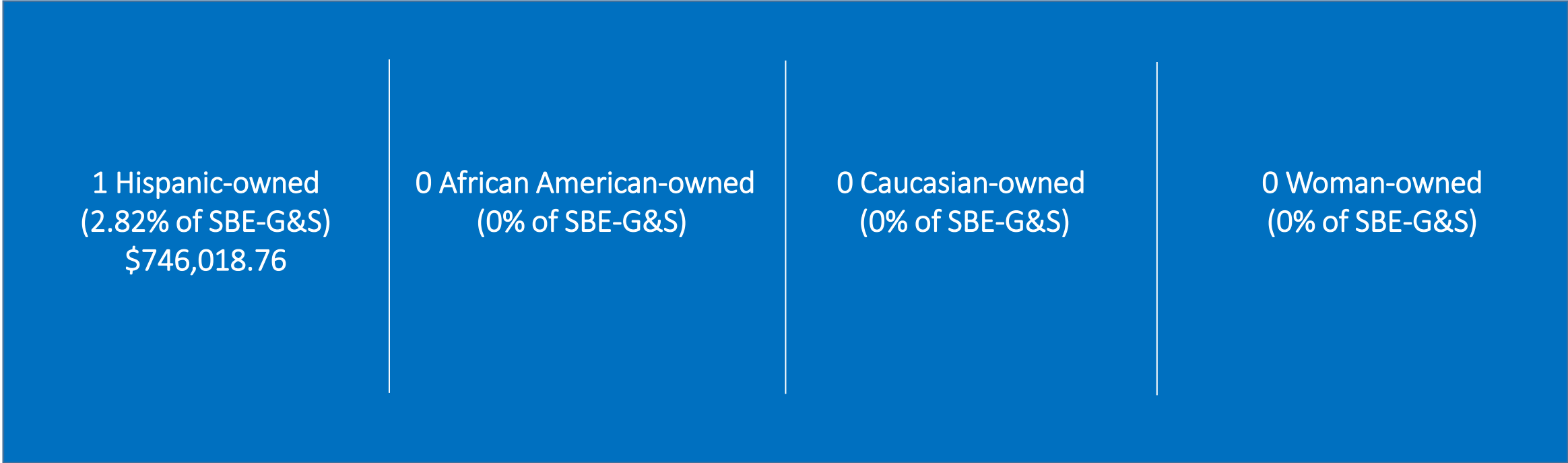
Subcontractor	Project	Original Contract Amount with Change Order	Amount Paid to Date	Demographic Data
Corcel Corp.	S-889	\$746,018.76 (2.82%)	\$746,018.76 (2.82%)	Hispanic / Male

Total \$ contracted SBE-G	Total % contracted SBE-G
\$746,018.76	2.82%

Total \$ paid-to-date SBE-G	Total % paid-to-date SBE-G
\$746,018.76	2.82%

SBE-GOODS DEMOGRAPHIC DATA

TOTAL NUMBER OF FIRMS: 1



ISSUE/CONCERN WITH SBEs/SBE PROGRAM

- None at this time.

Thank You!

**MIAMI-DADE WATER AND SEWER DEPARTMENT
CD 1.07 SDWWTP DIGESTERS & CONTROL BUILDING
UPGRADES, ACID PHASE AND SUBSTATION 7 & 8
CONTRACT S-897**

SBE-Construction Advisory Board Update
December 1, 2023 – January 31, 2024

Project Team

Brian MacClugage
Executive Vice President
305-325-1930
brianm@pkflorida.com

Wendy Campbell
Vice President of Project Administration &
Marketing
305-325-1930
wendyc@pkflorida.com

Kevin Smith
Vice President
305-325-1930
kevins@pkflorida.com

OVERALL CONTRACT SCOPE OF WORK

The overall scope of this Consent Decree project at South District WWTP includes, but is not limited to, the complete rehabilitation and repair of Clusters 1 and 2 including replacement of all existing equipment, valves, piping and appurtenances, electrical panels, conduits, cables, lighting, instrumentation and controls, building mechanical, architectural doors, windows, and louvers within Clusters 1 and 2 Control Building and inside Digester Tank Nos. 1 through 8; new digester floating covers for Digester Tank Nos. 1 through 8; extension of the existing Electrical Room at Clusters 1 and 2 Control Building; structural repairs to and recoating of Control Building and Digester Tank Nos. 1 through 8; new hot water piping loop from existing Cogeneration building to Clusters 1, 2, 3 and new hot water supply system within the existing Cogeneration Building; new digester gas flares, new digester gas, thickened sludge, digested sludge, utility water, potable water, and cooling water supply/return yard piping, valves, vaults, and appurtenances between the existing Sludge Concentrators, Digesters Clusters 1, 2, 3, and Cogeneration Buildings; including demolition of existing yard piping, valves, and appurtenances and support and relocation of existing utilities; demolition of all electrical equipment inside existing Substation No. 7 and 8 Building; the construction of a new Substations No. 7 and No. 8 Building, including related site civil, architectural, structural, building mechanical, electrical, and instrumentation and controls; new electrical and instrumentation and control ductbanks conduit and cabling between new and existing facilities. This project includes construction of a new Acid Phase digester complex. This includes the construction of four (4) digester tanks, a control building, and an electrical building, including related site civil, architectural and structural, process mechanical systems, building mechanical, electrical and instrumentation and controls, painting and protective coatings; gas piping; new yard piping valves, vaults, and appurtenances to the Acid Phase Digester Complex, and support and relocation of existing utilities.

- NOTICE TO PROCEED DATE: 08/08/2018
- END DATE: 01/08/2024

Contract Goals:

SBE-C
10.24%

SBE-G/S
0.86%

PROJECT INFORMATION TO-DATE

<p>Award Amount:</p> <p>\$93,361,000</p>	<p>Total dollar value contracted to SBE-C to-date:</p> <p>\$9,812,169.00</p>	<p>Total dollar value contracted to SBE-G to-date:</p> <p>\$907,906.68</p>
<p>Total dollar value of payment received by Miami-Dade County (Paid Amount) :</p> <p>\$74,854,139.65</p>	<p>Total number of SBE-C contracted to-date:</p> <p>1</p>	<p>Total number of SBE-G contracted to-date:</p> <p>1</p>

Total percentage contracted all SBE's to-date: **11.48%**
(Total dollar value contracted to SBE's divided by total dollar value cost of work equals SBE percentage)

SBE BREAKOUT TO-DATE

Total \$ contracted SBE-C firms	Total % contracted SBE-C firms	Total \$ paid-to-date SBE-C firms	Total % paid-to-date SBE-C firms
\$9,812,169.00	10.51%	\$9,051,461.89	9.70%
Total \$ contracted SBE-G firms	Total % contracted SBE-G firms	Total \$ paid-to-date SBE-G firms	Total % paid-to-date SBE-G firms
\$907,906.68	0.97%	\$907,906.68	0.97%

SBE-CONSTRUCTION BREAKDOWN

Subcontractor	Project	Original Contract Amount with Change Order	Amount Paid to Date	Demographic Data
Eli's Mechanical Corp.	S-897	\$9,812,169.00 (10.51%)	\$9,051,461.89 (9.70%)	Hispanic / Male

Total \$ contracted SBE-C	Total % contracted SBE-C	Total \$ paid-to-date SBE-C	Total % paid-to-date SBE-C
\$9,812,169.00	10.51%	\$9,051,461.89	9.70%

SBE-CONSTRUCTION DEMOGRAPHIC DATA

TOTAL NUMBER OF FIRMS: 1

1 Hispanic-owned
(10.51% of SBE-C)
\$9,812,169.00

0 African-American owned
(0% of SBE-C)

0 Caucasian owned
(0% of SBE-C)

0 Woman-owned
(0% of SBE-C)

SBE-GOODS BREAKDOWN

Subcontractor	Project	Original Contract Amount with Change Order	Amount Paid to Date	Demographic Data
Corcel Corp.	S-897	\$907,906.68 (0.97%)	\$907,906.68 (0.97%)	Hispanic / Male

Total \$ contracted
SBE-Gs

\$907,906.68

Total % contracted
SBE-Gs

0.97%

Total \$ paid-to-date
SBE-Gs

\$907,906.68

Total % paid-to-date
SBE-Gs

0.97%

SBE-GOODS DEMOGRAPHIC DATA

TOTAL NUMBER OF FIRMS: 1

1 Hispanic-owned
(0.97% of SBE-G&S)
\$907,906.68

0 African-American owned
(0% of SBE-G&S)

0 Caucasian owned
(0% of SBE-G&S)

0 Woman-owned
(0% of SBE-G&S)

ISSUE/CONCERN WITH SBEs/SBE PROGRAM

- None at this time

Thank You!

MIAMI-DADE WATER AND SEWER DEPARTMENT
CD 2.15(2) PLANT 2 CLUSTER 2 DIGESTER UPGRADES
CONTRACT S-909

Project Team

Brian MacClugage
Executive Vice President
305-325-1930
brianm@pkflorida.com

Wendy Campbell
Vice President of Project Administration &
Marketing
305-325-1930
wendyc@pkflorida.com

Oscar Galindo
Project Manager
305-325-1930
oscarg@pkflorida.com

SBE-Construction Advisory Board Update
December 1, 2023 – January 31, 2024

OVERALL CONTRACT SCOPE OF WORK

The overall scope of this Consent Decree project at Central District WWTP includes, but is not limited to, the replacement of all existing equipment, valves, piping; and appurtenances; electrical panels, conduits, cables, and lighting; instrumentation and controls; building mechanical; and architectural doors, windows, and louvers within the Digester Cluster Control Building No. 2 and inside Digester Tank Nos. 5, 6, 7, and 8; new digester covers for Digester Tank Nos. 5, 6, 7, and 8; new valve vault for Digester Cluster 2, replacement of all digester header yard piping beyond the valve vault which connects the Plant 2 Digester Clusters (including sanitary, hot water supply, hot water return, thickened sludge, and digester gas yard piping beyond valve vault); extension of the existing Electrical Room at the Control Building; structural repairs to and recoating of Control Building and Digester Tank Nos. 5, 6, 7, and 8.

- NOTICE TO PROCEED DATE: 07/10/2018
- END DATE: 07/23/2022

Contract Goals:

SBE-C
10.43%

SBE-G/S
2.71%

PROJECT INFORMATION TO-DATE

<p>Award Amount:</p> <p>\$29,227,440</p>	<p>Total dollar value contracted to SBE-C to-date:</p> <p>\$4,263,347.20</p>	<p>Total dollar value contracted to SBE-G to-date:</p> <p>\$954,978.52</p>
<p>Total dollar value of payment received by Miami-Dade County (Paid Amount) :</p> <p>\$26,957,753.69</p>	<p>Total number of SBE-C contracted to-date:</p> <p>3</p>	<p>Total number of SBE-G contracted to-date:</p> <p>1</p>

Total percentage contracted all SBE's to-date: **17.85%**
 (Total dollar value contracted to SBE's divided by total dollar value cost of work equals SBE percentage)

SBE BREAKOUT TO-DATE

Total \$ contracted SBE-C firms	Total % contracted SBE-C firms	Total \$ paid-to-date SBE-C firms	Total % paid-to-date SBE-C firms
\$4,263,347.20	14.59%	\$4,000,250.25	13.69%
Total \$ contracted SBE-G firms	Total % contracted SBE-G firms	Total \$ paid-to-date SBE-G firms	Total % paid-to-date SBE-G firms
\$954,978.52	3.27%	\$898,608.40	3.07%

SBE-CONSTRUCTION BREAKDOWN

Subcontractor	Project	Original Contract Amount with Change Order	Amount Paid to Date	Demographic Data
Eli's Mechanical Corp.	S-909	\$3,096,019 (10.59%)	\$2,881,084 (9.86%)	Hispanic / Male
Sunshine State Air Conditioning	S-909	\$459,200 (1.57%)	\$459,200 (1.57%)	Hispanic / Male
Transamerica Construction Company	S-909	\$708,128.20 (2.42%)	\$659,966.25 (2.26%)	Hispanic / Male

Total \$ contracted SBE-C	Total % contracted SBE-C	Total \$ paid-to-date SBE-C	Total % paid-to-date SBE-C
\$4,263,347.20	14.59%	\$4,000,250.25	13.69%

SBE-CONSTRUCTION DEMOGRAPHIC DATA

TOTAL NUMBER OF FIRMS: 3

3 Hispanic-owned
(14.59% of SBE-C)
\$4,263,347.20

0 African-American owned
(0% of SBE-C)

0 Caucasian owned
(0% of SBE-C)

0 Woman-owned
(0% of SBE-C)

SBE-GOODS BREAKDOWN

Subcontractor	Project	Original Contract Amount with Change Order	Amount Paid to Date	Demographic Data
Corcel Corp.	S-909	\$954,978.52 (3.27%)	\$898,608.40 (3.07%)	Hispanic / Male

Total \$ contracted
SBE-Gs

\$954,978.52

Total % contracted
SBE-Gs

3.27%

Total \$ paid-to-date
SBE-Gs

\$898,608.40

Total % paid-to-date
SBE-Gs

3.07%

SBE-GOODS DEMOGRAPHIC DATA

TOTAL NUMBER OF FIRMS: 1

1 Hispanic-owned
(3.27% of SBE-G&S)
\$954,978.52

0 African-American owned
(0% of SBE-G&S)

0 Caucasian owned
(0% of SBE-G&S)

0 Woman-owned
(0% of SBE-G&S)

ISSUE/CONCERN WITH SBEs/SBE PROGRAM

- None at this time.

Thank you!