

**SMALL BUSINESS ENTERPRISE
CONSTRUCTION**

September 16, 2024



miamidade.gov

Office of Small Business Development
111 NW 1 Street, 19th Floor
Miami, Florida 33128
T 305-375-3111 F 305-375-3160

Miami-Dade County
SMALL BUSINESS ENTERPRISE - CONSTRUCTION
ADVISORY BOARD MEETING

Monday, September 16, 2024 @1:00 p.m.

Virtual Meeting Zoom URL:

https://miamidade.live/SBE-ConstructionAdvisoryBoard

Webinar ID: 954 5601 8608

AGENDA

- I. Welcome/Introductions (5 min)
II. Old Business (15 min)
a. Approval of July 15, 2024, Construction Advisory Board Meeting Minutes
III. Discussion (30 min)
a. Task Logs
IV. SBD Section Reports (15 min)
a. SBE - Construction Business Outreach & Education.....Lawanda Wright
SBD Business Outreach & Education
b. SBE - Construction Certification Report.....Jeanise Cummings-Labossiere
SBD Certification
c. SBE - Construction Project Review & Analysis..... Laurie Johnson
SBD Project Review & Analysis
d. SBE - Construction Utilization Report..... Obed Jiron
SBD Policy & Legislation Management
V. Construction Management Reporting (30 min)
a. Miscellaneous Construction Contract MCC 9-18
..... Ginny Mirabel
b. Design, Build, Finance, Operate, Maintain Civil and Probate Courthouse
.....Armando Perez
Delivering Excellence Every Day
c. MSC Cruise Terminal (Fincantieri Infrastructure Florida)
.....Roberto Curcuruto

d. **DTC East Tower Vertical Expansion (SHELL)**
..... Vincent Collins

e. **Poole & Kent Company of Florida**
..... Brian MacClugage

VI. New Business (15 min)

a. Request for future agenda items

VII. Reasonable opportunity for the public to be heard before County boards (Sec. 2-11.39.3) - (5 min)

VIII. Adjournment (5 min)



NEXT BOARD MEETING: November 18, 2024

TABLE OF CONTENTS

AGENDA

July 15, 2024, Meeting Minutes	1
Task Log	2
SBE - Construction Business Outreach & Education	3
Bonding and Financial Assistance Report	4
SBE – Construction Certification Report	5
SBE – Construction Utilization Report	6
Miscellaneous Construction Contract MCC- 9-18	7
Miscellaneous Construction Contract MCC- 9-18 (Monthly Report)	8
Design, Build, Finance, Operate, Maintain Civil and Probate Courthouse (Plenary Justice Miami LLC)	9
MSC Cruise Terminal (Fincantieri Infrastructure Florida)	10
DTC East Tower Vertical Expansion (SHELL) SKANSKA	11
S-889 CD 2.15(1) Plant 2 Cluster 1 Digester Upgrades S-897 SDWWTP Digester & Control BLD S-909 CDWWTP Plant 2 Cluster 2 Digester DB18-WASD-02 Design build Thickening Sludge (Poole & Kent Company of Florida)	12

July 15, 2024, Meeting Minutes

**Small Business Enterprise Construction
Advisory Board Meeting Minutes
July 15, 2024
SBD Main Conference Room**

Start: 1:13 PM
Stop: 2:50 PM

Appointed: 8
Quorum: 5

(E)=Excused (U) =Unexcused

<u>PRESENT (5)</u>	<u>ABSENT (3)</u>
William Derrer (Chairperson)	Elsie K. Hamler (E)
Dorothy Brown-Alfaro	Shellie Ransom-Jackson (E)
Jessie Bernard Houston	Alejandro Munilla (E)
D'Alessandro Salvatore	
Jeovanni R. Tarafa	

Staff Present:

Ms. Laurie Johnson, Small Business Development (SBD) Section Chief, Lawanda Wright, (SBD Section Chief), Ms. Jeanise Cummings-Labossiere, Ms. Alice Hidalgo-Gato (SBD Section Chief), Patrick (SBD Special Project Administrator 1) Michou Jean (SBD Section Manager), and Sandra Petithomme (SBD).

I. Welcome/Introductions – Ms. Sandra Petithomme convened the SBE Construction Advisory Board meeting at 1:13 pm. Ms. Petithomme welcomed the members and conducted the roll call, followed by staff introduction. Chairman William Derrer extended a warm welcome to all the members of the Board along with staff and proceeded to discuss the agenda.

II. Old Business

a. Approval of January 22, 2024, Construction Advisory Board Meeting Minutes

It was moved by Ms. Dorothy Brown-Alfaro to approve January 22, 2024, Construction Advisory Board Meeting minutes. This motion was seconded by Mr. Jessie Houston, and upon being put to a vote, the motion passed by a vote of 5-0.

b. Approval of March 18, 2024, Construction Advisory Board Meeting Minutes

It was moved by Ms. Dorothy Brown-Alfaro to approve March 18, 2024, Construction Advisory Board Meeting minutes. This motion was seconded by Mr. Jessie Houston, and upon being put to a vote, the motion passed by a vote of 5-0.

c. Approval of March 26, 2024, Construction Advisory Board Emergency Meeting Minutes

It was moved by Ms. Dorothy Brown-Alfaro to approve March 26, 2024, Construction Advisory Board Meeting minutes. This motion was seconded by Mr. Jessie Houston, and upon being put to a vote, the motion passed by a vote of 5-0.

**Small Business Enterprise Construction
Advisory Board Meeting Minutes
July 15, 2024
SBD Main Conference Room**

III. Discussion

a. House Bill (HB) 705 Presentation

Mr. Gary T. Hartfield, Director of the Office of Small Business Development, briefed the board members on House Bill 705. He explained that the bill was signed into law on May 28, 2024, and became effective on July 1, 2024. Mr. Hartfield reported that HB 705 restricted Miami-Dade County's ability to impose measures on construction projects and to conduct responsible wage practices. He stated the bill also affected workforce programs within Small Business Development (SBD), such as the Miami-Dade Community Workforce and Residents First programs, which had previously provided opportunities for local employees in Miami-Dade County.

Mr. Hartfield noted that Miami-Dade County was in collaboration with Small Business Development and the County Attorney's Office, working to determine how to proceed with construction contracts under the new legislation. He raised concerns about projects that were advertised before the July 1st enactment date and those that had already received responses from Miami-Dade County. He mentioned that Miami-Dade County used various procurement methods, including capital construction projects over \$5 million, which were contracted and solicited by the appropriate department.

Additionally, Mr. Hartfield discussed the county's construction contract programs: the MCC 7040 plan, which was entirely set aside, and the MCC 7360 plan, which was an open competitive plan that includes Small Business Enterprises (SBEs). He indicated the county attorney advised that projects that received bids before July 1st could continue to use the 7040 programs for procurement, allowing those projects to move forward and be awarded to the appropriate firms.

Mr. Hartfield emphasized that gaining the support of the advisory board members, SBE firms, and all stakeholders involved would be crucial with the changes presented to the board. He stressed the importance of actively engaging by contacting the Commissioners, and chamber representatives. Mr. Hartfield indicated that this collective effort was necessary to attract funding locally. Mr. Hartfield indicated that he would keep the board members informed as developments related to HB 705 progress.

Discussion ensued amongst the board members and Mr. Hartfield regarding the impact of (HB) 705 on small businesses.

IV. SBD Section Reports

a. SBE-Construction Business Outreach & Education

Ms. Lawanda Wright, (SBD Section Chief), updated the board members on the Business Outreach & Education report for periods April 1, 2024, to May 31, 2024. She informed the board members that there were no prompt payment issues, and no prompt payment related dollars. Additionally, she noted there were no contract issues, and the year to date was 4,989. Ms. Wright also updated

**Small Business Enterprise Construction
Advisory Board Meeting Minutes
July 15, 2024
SBD Main Conference Room**

the board members with the Bond report. There were no questions or comments on the Business Outreach & Education and Bond reports.

b. SBE-Construction Certification Report (Jeanise Cummings-Labossiere)

Ms. Jeanise Cummings-Labossiere, (Section Chief), briefed the board members on the Construction Certification Report for periods April 1, 2024, to May 31, 2024. She reported a total of eleven (11) applications were received, four (4) firms recertified, which totaled fifteen (15) applications. Ms. Cummings-Labossiere also noted one (1) firm graduated, and no firms were denied, and the total certified firms was 739 during the reporting period.

c. SBE-Construction Project Review and Analysis (Laurie Johnson)

Ms. Laurie Johnson (SBD Section Chief) announced that no report was provided for this reporting period.

d. SBE-Construction Utilization Report (Patrick Hines)

Mr. Patrick Hines (SBD Special Projects Administrator 1) presented an update on the Construction Utilization report for the period of April 1, 2023, to May 31, 2024, noting contracts awarded to SBE equated to \$362,000.00. He also updated the board members on contracts awarded annually from 2022 through 2024.

V. Construction Management Reporting

a. Miscellaneous Construction Contract MCC-9-18

Ms. Ginny Mirabal presented the MCC-9-18 report for the periods April 1, 2024, to May 31, 2024. She reported out of the \$20,471,652, \$16,625,221 was for construction related values of construction project information, with \$8,713,877.42 in payments towards small businesses.

c. Desing, Build, Finance, Operate, Maintain Civil and Probate Courthouse

Mr. Armando Perez presented the Design, Build, Finance, Operate, Maintain Civil and Probate Courthouse report for the period April 1, 2024, to May 31, 2024, noting the Small Business Enterprise (SBE) goal was 13.11%, and 20.54% was achieved. He noted the firm contracted \$35,853,694.26 and paid out \$30,800,880.82 to SBE subcontractors.

d. MSC Cruise Terminal (Fincantieri Infrastructure Florida)

Ms. Deborah Ductant briefed the board members on MSC Cruise Terminal report for periods April 1, 2024, to May 31, 2024. She noted the project, under the specified contract, was focused on achieving the following goals in terms of the design-build aspect: of allocating 14% for design,

**Small Business Enterprise Construction
Advisory Board Meeting Minutes
July 15, 2024
SBD Main Conference Room**

10.01% for construction, and 2.2% for goods and services. She noted the total dollar value contracted to Small Business Enterprise (SBE's) was \$48,122,730.20.

e. DTC East Tower Vertical Expansion (SHELL)

Mr. Vincent Collins provided an overview of the DTC East Tower Vertical Expansion report, indicating the mentorship goal for the project was 6.31% for Small Business Enterprise (SBE), with a goal of 32.77% and 0.25% of the \$149,414,268 million percentage paid out to contracted Small Business Enterprises (SBE) were 16% that paid out SBE'S a total of \$21,208,861 million.

f. Poole and Kent Company of Florida - The report was submitted, but there was no one present to discuss it.

VI. New Business

a. Request for future agenda items

None

VII. Reasonable Opportunity for the public to be heard before County boards (Sec. 2-11.39.3).

Chairman William Derrer opened the reasonable opportunity to be heard; and seeing no one speak, the reasonable opportunity to be heard was closed.

VIII. Adjournment

There being no further business to come before the Small Business Enterprise (SBE) Construction Advisory Board, the meeting was adjourned at 2:50 p.m.

Task Log

SBE - Construction Advisory Board Task Log
As of September 16, 2024

#	Task	Department	Comment	Status
1	Recommendation #1: Enforce prompt payment and streamline the processing of Small Business Enterprise Construction Services (SBE-C) pay applications for base contract work and retainage. The tracking of these payments from the time that an SBE-C submits the pay application to the Prime or Miami-Dade County to the time that SBE-C is paid. The direct process will assist user departments in tracking and facilitating the contractors experience, which will encourage future business with Miami-Dade County. The Board of County Commissioners should mandate that each department fulfills this recommendation.	SBD	Forward recommendation 1-11 to SBD staff for input	Pending
2	Recommendation #2: Streamline and avoid delays in prompt processing and approval of SBE-Cs change order work from the time that the SBE-C submit the change orders to the Prime or Miami-Dade County, to include the tracking of these change orders, and when the change order is approved, to include from the time that an SBE-C submits the pay application to the Prime or Miami-Dade County to the time that SBE-C is paid. The direct process will assist user departments in tracking and facilitate the contractors experience, which will encourage future business with Miami-Dade County. The Board of County Commissioners should mandate that each department fulfills this recommendation.	SBD	Forward recommendation 1-11 to SBD staff for input	Pending
3	Recommendation #3: Outreach and educate contractors on their contract and what is allotted to them. That way all contractors know the process is to receive payment. SBE-C and non-SBE-C should be automatically paid interest when paid late by Prime and Miami-Dade County. Payment of interest should be tracked by Miami-Dade County.	SBD	Forward recommendation 1-11 to SBD staff for input	Pending
4	Recommendation #4: Miami-Dade County Penalties of 20%, 40%, 60% needs to be reduced back to 10%, 20%, and 30%, for small certified SBE-Cs. Local trade organization should have input from the local industry and Miami-Dade should amend the Administrative Order, Ordinance, and laws to include the SBE-C and local trade organization input. The penalty should not be reduced for larger businesses. In addition, certified small businesses are to receive a warning for a first-time offense.	SBD	Forward recommendation 1-11 to SBD staff for input	Pending
5	Recommendation #5: SBE-Cs should not be burdened with the task to estimate what the future wage rates will be for projects under Miami Dade County Responsible Wages and Benefits Schedule, the SBE-C shall be entitled to an increase with an equitable adjustment with each new Miami-Dade County Responsible Wages & benefit schedule.	SBD	Forward recommendation 1-11 to SBD staff for input	Pending
6	Recommendation #6: SBE-Cs and local construction trade organization should be allowed to provide industry input into both Miami Dade County Responsible Wages, establish the union rate and the Davis Bacon Wages by amending the Administrative Order, Ordinance, and laws to include our input.	SBD	Forward recommendation 1-11 to SBD staff for input	Pending
7	Recommendation #7: SBD and Miami Dade County should be required to provide the SBE-C advisory board members and all SBE-Cs with a draft copy of all legislation that will impact SBE-C prior to any legislation going before Miami Dade County Committees, Board of County Commissioners, and Mayor.	SBD	Forward recommendation 1-11 to SBD staff for input	Pending
8	Recommendation #8: Adopt the Hillsborough County bond program whereby no bid, payment, and performance bond will be required for contracts \$500,000.00 and under in Miami Dade County.	SBD	Forward recommendation 1-11 to SBD staff for input	Pending
9	Recommendation #9: SBE-C Prime and Subcontractor overhead and profit should be increased on Miami Dade County Projects to include MCC-7040, MCC-7360, MCC-9, and other Miami Dade County projects, currently at 20% for change orders.	SBD	Forward recommendation 1-11 to SBD staff for input	Pending
10	Recommendation #10: Recommend that the Board of County Commissioners (BCC) require its departments to consider providing contracting adjustments for fuel, labor, equipment and material price increases when justifiable for projects let out prior to April 1, 2022, and to modify its general requirements to include escalation provisions which allow equitable price adjustments for all future contracts.	SBD	Forward recommendation 1-11 to SBD staff for input	Pending
11	Include House Bill 735 and House Bill 346 on the Construction Advisory Board meetings to discuss how home rule will affect the House Bill 735.	SBD	Discussion	Ongoing dicussion
12	How is SBD and Miami-Dade County notifying SBE-Cs and Miami Dade County Departments that Miami-Dade County, effective October 2020 per Florida state law can only hold 5% retainage on public projects.	SBD	Send request to PRAY	Ongoing dicussion

13	MENTOR PROTEGE PROGRAM IN MIAMI DADE COUNTY	SBD	Send request to BOE	Ongoing
----	---	-----	---------------------	---------

**SBE - Construction Business Outreach &
Education**

Internal Services Department
Small Business Development (SBD)
Small Business Enterprise – Construction Report
Business Outreach and Education Section
June 1, 2024 to July 31, 2024

		Total for Period	YTD Total
Activity	Assistance Provided to Small Business Enterprise-Construction Program		
1	Certification Assistance	88	527
2	Needs Assessment Meetings (NAMS)	7	51
3	Technical Assistance	91	431
4	Payment Issues	6	24
4.1	Payment Issues Related Dollars	\$1,314,507	\$3,477,503
5	Prompt Payment Issues	0	0
5.1	Prompt Payment Issues Related Dollars	0	0
6	Contract Issues (Non-dollar related)	1	7
7	Contact with SBE-Construction Firms (emails highlighting contract opportunities)	208	5,197

		Total for Period	YTD Total
Activity	Training, Education and Outreach Activities		
1	Small Business Development (sponsored) Workshops and Forums	2	11
1.1	Number of Attendants	79	491
2	Partnership Workshops & Forums	1	8
2.1	Number of Firms (with whom contact was made)	43	323
Activity	Technical Training & Development Workshops		
3		0	0
3.1	n/a		

Bonding and Financial Assistance Report

**The Office of
Small Business Development
Business Outreach & Education
June 01 2024-July 31, 2024**

Activity #		Total for	
		Period	YTD Total
	Bonding Assistance	6/01/24-07/31/24	10/01/23-07/31/24
1	Firms Assisted with Bonding Needs	3	14
2	Bond Application Received	1	7
3	Bonding Applications Approved	1	7
4	Bond Applications Denied	0	0
5	Value of Approved Bond Applications	\$500,000.00	\$3,828,000
Financial Assistance – Non-Covid Related			
1	Firms Assisted with Loan Needs	0	11
2	Loan Application Received **	0	0
3	Loan Applications Approved	0	0
4	Loan Application Denied	0	0
5	Value of Approved Loan Applications	\$0.00	\$0.00

Bonding

Race/Ethnicity: Hispanic

Surety: Insource

Financial Assistance

Race/Ethnicity:

Lender:

Workshops hosted

Tax preparation for business growth on 03/01/2024

Access to Capital on 08/01/24

SBE – Construction Certification Report

Certification Type: SBE-CON
 PERIOD: June 1, 2024 to July 31, 2024

				Total Amount	African American	Caucasian	Hispanic	Asian	Native American	Other	Female	Male	Total Amount
Total Certified SBE-CON as of 7/31/24				740	88	41	598	6	1	6	130	610	740
				New									
1 Approved Applications (New & Recertification)				11	1								
2 Graduated													
3 Denied													

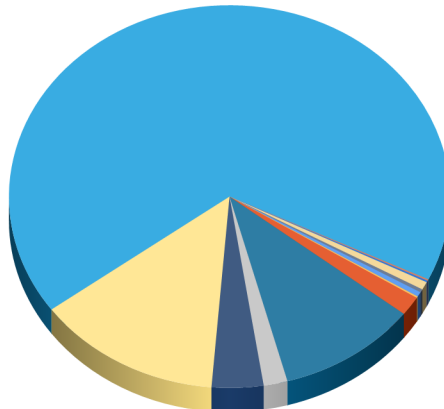
This is a race and gender neutral program. This report is for informational purpose

Certified Directory - Ethnicity & Gender Summary

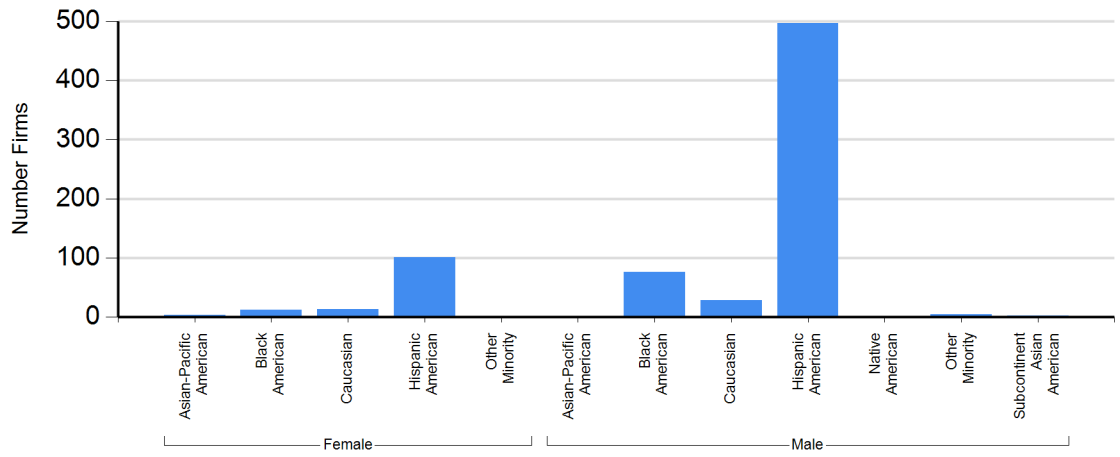
Ethnicity & Gender Summary

Ethnicity	Gender	Number Firms	Percent of Total
Asian-Pacific American	Female	3	0.41%
Asian-Pacific American	Male	1	0.14%
Black American	Female	12	1.62%
Black American	Male	76	10.27%
Caucasian	Female	13	1.76%
Caucasian	Male	28	3.78%
Hispanic American	Female	101	13.65%
Hispanic American	Male	497	67.16%
Native American	Male	1	0.14%
Other Minority	Female	1	0.14%
Other Minority	Male	5	0.68%
Subcontinent Asian American	Male	2	0.27%
Total Firms		740	

Certified Directory - Ethnicity & Gender Summary



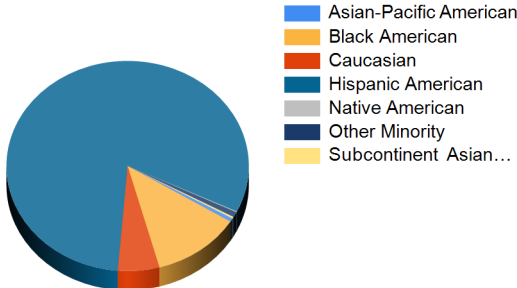
- Asian-Pacific American - Female
- Asian-Pacific American - Male
- Black American - Female
- Black American - Male
- Caucasian - Female
- Caucasian - Male
- Hispanic American - Female
- Hispanic American - Male
- Native American - Male
- Other Minority - Female
- Other Minority - Male
- Subcontinent Asian American - Male



Certified Directory - Ethnicity & Gender Summary

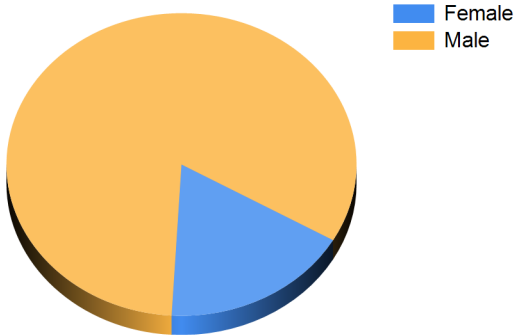
Ethnicity Summary

Ethnicity	Number Firms	Percent of Total
Asian-Pacific American	4	0.54%
Black American	88	11.89%
Caucasian	41	5.54%
Hispanic American	598	80.81%
Native American	1	0.14%
Other Minority	6	0.81%
Subcontinent Asian American	2	0.27%
Total Firms	740	

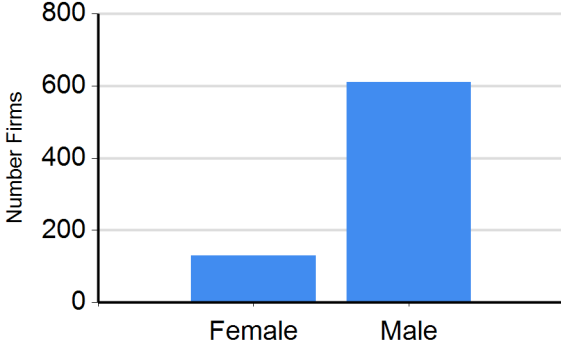
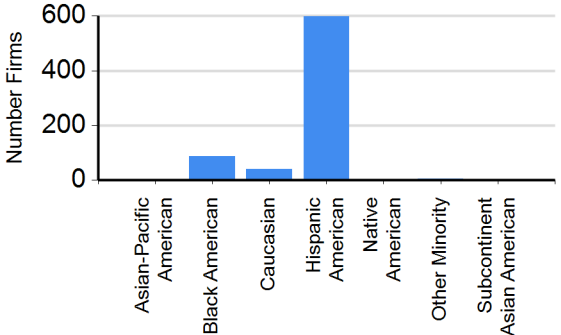


Gender Summary

Gender	Number Firms	Percent of Total
Female	130	17.57%
Male	610	82.43%
Total Firms	740	



Certified Directory - Ethnicity & Gender Summary



SBE – Construction Utilization Report

Miami-Dade County Small Business Enterprise (SBE) Construction Program

CONTRACTS AWARDED																		
Reporting Period: 6/1/24 to 7/31/24																		
Contract Type	SBE GOALS/MEASURES						NO SBE GOALS/MEASURES						TOTAL (SBE + NO SBE GOALS/MEASURES)					
	SBE	NON-SBE	TOTAL	SBE	NON-SBE	TOTAL	SBE	NON-SBE	TOTAL	SBE	NON-SBE	TOTAL						
1. Construction	6,704,990	27%	17,788,017	73%	24,493,007	91%	-	0%	-	0%	6,704,990	27%	17,788,017	73%	24,493,007	60%		
2. MCC	-	0%	-	0%	-	0%	-	0%	-	0%	-	0%	-	0%	-	0%		
3. MCC 7040	2,456,146	100%	-	0%	2,456,146	9%	12,472,866	100%	0%	12,472,866	90%	14,929,012	100%	-	0%	14,929,012	37%	
4. MCC 7360	-	0%	1,271,394	92%	-	0%	1,271,394	92%	115,132	8%	1,386,526	10%	1,271,394	92%	115,132	8%	1,386,526	3%
5. Design/Build	-	0%	-	0%	-	0%	-	0%	-	0%	-	0%	-	0%	-	0%		
6. Leases	-	0%	-	0%	-	0%	-	0%	-	0%	-	0%	-	0%	-	0%		
7. Maintenance	-	0%	-	0%	-	0%	-	0%	-	0%	-	0%	-	0%	-	0%		
8. Owner Direct Purchases	-	0%	-	0%	-	0%	-	0%	-	0%	-	0%	-	0%	-	0%		
TOTAL	9,161,136	34%	17,788,017	66%	26,949,153	100%	13,744,260	99%	115,132	1%	13,859,392	100%	22,905,396	56%	17,903,149	44%	40,808,545	100%

CONTRACTS AWARDED DEMOGRAPHICS																								
Reporting Period: 6/1/24 to 7/31/24																								
Ethnicity Type	SBE GOALS/MEASURES						NO SBE GOALS/MEASURES						TOTAL (SBE + NO SBE GOALS/MEASURES)											
	Male	Female	Unknown	TOTAL	Male	Female	Unknown	TOTAL	Male	Female	Unknown	TOTAL												
1. Asian Pacific American	-	-	-	0%	-	-	-	0%	-	-	-	0%	-	-	-	0%								
2. Black American	-	-	-	0%	236,420	100%	0%	0%	236,420	2%	-	0%	236,420	100%	-	1%								
3. Caucasian	-	-	-	0%	750	5%	15,432	95%	0%	16,182	0%	0%	750	5%	15,432	95%								
4. Hispanic American	6,835,415	75%	2,325,721	25%	0%	9,161,136	34%	11,382,309	84%	2,224,481	16%	0%	13,606,790	98%	18,217,724	80%	4,550,202	20%	0%	22,767,926	56%			
5. Native American	-	-	-	0%	-	-	-	0%	-	-	-	0%	-	-	-	0%								
6. Other Minority	-	-	-	0%	-	-	-	0%	-	-	-	0%	-	-	-	0%								
7. Subcontinent Asian American	-	-	-	0%	-	-	-	0%	-	-	-	0%	-	-	-	0%								
8. Unknown	0%	0%	17,788,017	100%	17,788,017	66%	-	0%	-	0%	-	0%	-	0%	17,788,017	100%	17,788,017	44%	-	44%				
TOTAL	6,835,415	25%	2,325,721	9%	17,788,017	66%	26,949,153	100%	11,619,479	84%	2,239,913	16%	-	0%	13,859,392	100%	18,454,894	45%	4,565,634	11%	17,788,017	44%	40,808,545	100%

CONTRACTS PAID																		
Reporting Period: 6/1/24 to 7/31/24																		
Contract Type	SBE GOALS/MEASURES						NO SBE GOALS/MEASURES						TOTAL (SBE + NO SBE GOALS/MEASURES)					
	SBE	NON-SBE	TOTAL	SBE	NON-SBE	TOTAL	SBE	NON-SBE	TOTAL	SBE	NON-SBE	TOTAL						
1. Construction	13,021,375	38%	21,160,333	62%	34,181,708	68%	1,518,642	7%	20,288,796	93%	21,807,438	83%	14,540,017	26%	41,449,129	74%	55,989,146	73%
2. MCC	-	0%	-	0%	-	0%	-	0%	-	0%	-	0%	-	0%	-	0%		
3. MCC 7040	12,001,300	99%	135,356	1%	12,136,656	24%	-	0%	-	0%	12,001,300	99%	135,356	1%	12,136,656	16%		
4. MCC 7360	1,337,148	80%	329,345	20%	1,666,493	3%	3,093,757	74%	1,060,032	26%	4,153,789	16%	4,430,905	76%	1,389,377	24%	5,820,282	8%
5. Design/Build	2,474	0%	820,760	100%	823,234	2%	0%	0%	326,167	100%	326,167	1%	2,474	0%	1,146,927	100%	1,149,401	1%
6. Leases	162,267	10%	1,540,659	90%	1,702,926	3%	-	0%	-	0%	162,267	10%	1,540,659	90%	1,702,926	2%		
7. Maintenance	-	0%	-	0%	-	0%	-	0%	-	0%	-	0%	-	0%	-	0%		
8. Owner Direct Purchases	-	0%	-	0%	-	0%	-	0%	-	0%	-	0%	-	0%	-	0%		
TOTAL	26,524,564	53%	23,986,453	47%	50,511,017	100%	4,612,399	18%	21,674,995	82%	26,287,394	100%	31,136,963	41%	45,661,448	59%	76,798,411	100%

CONTRACTS PAID DEMOGRAPHICS																								
Reporting Period: 6/1/24 to 7/31/24																								
Ethnicity Type	SBE GOALS/MEASURES						NO SBE GOALS/MEASURES						TOTAL (SBE + NO SBE GOALS/MEASURES)											
	Male	Female	Unknown	TOTAL	Male	Female	Unknown	TOTAL	Male	Female	Unknown	TOTAL												
1. Asian Pacific American	37,087	100%	-	0%	37,087	0%	-	0%	-	-	-	0%	37,087	100%	-	0%	-	0%	37,087	0%				
2. Black American	873,037	76%	283,047	24%	0%	1,156,084	2%	172,296	100%	0%	0%	172,296	1%	1,045,333	79%	283,047	21%	0%	1,328,380	2%				
3. Caucasian	11,704,963	93%	937,380	7%	0%	12,642,343	25%	3,489,933	99%	42,255	1%	0%	3,532,188	13%	15,194,896	94%	979,635	6%	0%	16,174,531	21%			
4. Hispanic American	24,944,238	89%	3,199,387	11%	0%	28,143,625	56%	9,749,288	90%	1,103,135	10%	0%	10,852,423	41%	34,693,526	89%	4,302,522	11%	0%	38,996,048	51%			
5. Native American	-	0%	-	0%	-	0%	-	0%	-	-	-	0%	-	0%	-	0%								
6. Other Minority	(5,297,386)	100%	-	0%	(5,297,386)	-10%	-	-	-	-	-	0%	(5,297,386)	100%	-	0%	-	0%	(5,297,386)	-7%				
7. Subcontinent Asian American	-	0%	-	0%	-	0%	-	0%	-	-	-	0%	-	0%	-	0%								
8. Unknown	0%	925,009	7%	12,904,255	93%	13,829,264	27%	10,295,824	88%	0%	0%	1,434,663	12%	11,730,487	45%	10,295,824	40%	925,009	4%	14,338,918	56%	25,559,751	33%	
TOTAL	32,261,939	64%	5,344,823	11%	12,904,255	26%	50,511,017	100%	23,707,341	90%	1,145,390	4%	1,434,663	5%	26,287,394	100%	55,969,280	73%	6,490,213	8%	14,338,918	19%	76,798,411	100%

NOTES
¹As a result of two landmark cases (Engineering Contractors Association v. Metropolitan Dade County and Hershell Gill Consulting Engineers, Inc. v. Miami-Dade County) Miami-Dade County's three Small Business Enterprise (SBE) programs in Construction, A&E, and Goods and Services are race and gender neutral.

²The capturing of demographic data is based on voluntary information provided and or entered by prime and sub-contractors.

³Payments reported may be from contracts awarded outside the reporting period.

Miami-Dade County Small Business Enterprise (SBE) Construction Program

Contract Type	CONTRACTS AWARDED ANNUAL REPORTING: 2021						CONTRACTS AWARDED ANNUAL REPORTING: 2022						CONTRACTS AWARDED ANNUAL REPORTING: 2023						CONTRACTS AWARDED ANNUAL REPORTING: 2024					
	TOTAL (SBE + NO SBE GOALS/MEASURES)						TOTAL (SBE + NO SBE GOALS/MEASURES)						TOTAL (SBE + NO SBE GOALS/MEASURES)						TOTAL (SBE + NO SBE GOALS/MEASURES)					
	SBE	NON-SBE	TOTAL	SBE	NON-SBE	TOTAL	SBE	NON-SBE	TOTAL	SBE	NON-SBE	TOTAL	SBE	NON-SBE	TOTAL	SBE	NON-SBE	TOTAL						
1. Construction	81,617,855	12%	588,085,387	88%	669,703,242	61%	94,908,460	12%	708,218,115	88%	803,126,575	68%	97,421,404	17%	476,201,331	83%	573,622,735	55%	74,863,377	20%	306,870,118	80%	381,733,495	54%
2. MCC	-	0%	-	0%	-	0%	-	0%	-	0%	-	0%	-	0%	-	0%	-	0%	-	0%	-	0%	-	0%
3. MCC 7040	95,896,490	92%	8,683,319	8%	104,579,809	9%	94,926,607	95%	4,890,796	5%	99,817,403	8%	105,391,053	99%	1,000,787	1%	106,391,840	10%	68,803,331	99%	928,351	1%	69,731,682	10%
4. MCC 7360	39,050,563	34%	74,704,767	66%	113,755,330	10%	37,409,759	44%	48,262,177	56%	85,671,936	7%	50,138,313	53%	45,246,519	47%	95,384,832	9%	27,938,139	57%	20,992,860	43%	48,930,999	7%
5. Design/Build	-	0%	-	0%	-	0%	9,221,563	6%	153,664,936	94%	162,886,499	14%	60,458,469	32%	129,428,322	68%	189,886,791	18%	0	0%	212,014,684	100%	212,014,684	30%
6. Leases	7,573,341	4%	207,816,625	96%	215,389,966	20%	3,306,703	13%	21,780,568	87%	25,087,271	2%	10,678,012	13%	73,835,442	87%	84,513,454	8%	-	0%	-	0%	-	0%
7. Maintenance	-	0%	-	0%	-	0%	-	0%	-	0%	-	0%	-	0%	-	0%	-	0%	-	0%	-	0%	-	0%
8. Owner Direct Purchases	-	0%	-	0%	-	0%	-	0%	-	0%	-	0%	-	0%	-	0%	-	0%	-	0%	-	0%	-	0%
TOTAL	224,138,249	20%	879,290,098	80%	1,103,428,347	100%	239,773,092	20%	936,816,592	80%	1,176,589,684	100%	324,087,251	31%	725,712,401	69%	1,049,799,652	100%	171,604,847	24%	540,806,013	76%	712,410,860	100%

Ethnicity Type	CONTRACTS AWARDED DEMOGRAPHICS ANNUAL REPORTING: 2021					CONTRACTS AWARDED DEMOGRAPHICS ANNUAL REPORTING: 2022					CONTRACTS AWARDED DEMOGRAPHICS ANNUAL REPORTING: 2023					CONTRACTS AWARDED DEMOGRAPHICS ANNUAL REPORTING: 2024								
	TOTAL (SBE + NO SBE GOALS/MEASURES)					TOTAL (SBE + NO SBE GOALS/MEASURES)					TOTAL (SBE + NO SBE GOALS/MEASURES)					TOTAL (SBE + NO SBE GOALS/MEASURES)								
	Male	Female	Unknown	TOTAL		Male	Female	Unknown	TOTAL		Male	Female	Unknown	TOTAL		Male	Female	Unknown	TOTAL					
1. Asian Pacific American	513,642	90%	58,800	10%	0%	572,442	0%	618,266	45%	748,499	55%	0%	1,366,765	0%	40,887	26%	114,502	74%	0%	155,389	0.01%			
2. Black American	11,613,108	91%	1,183,428	9%	0%	12,796,536	1%	15,577,266	89%	1,891,357	11%	0%	17,468,623	1%	20,959,903	92%	1,890,263	8%	0%	22,850,166	2.18%			
3. Caucasian	277,256,441	84%	52,219,769	16%	(500)	329,475,710	30%	316,134,966	95%	17,429,416	5%	0%	333,564,382	28%	124,330,666	92%	18,843,738	14%	(8,552,134)	-6%	134,622,270	12.82%		
4. Hispanic American	232,629,954	82%	52,764,643	18%	0%	285,394,597	26%	263,401,089	87%	36,798,299	12%	1,898,429	1%	302,097,817	26%	381,350,020	89%	46,119,951	11%	823,901	0.19%	428,293,872	40.80%	
5. Native American	162,500	106%	0	0%	(9,492)	-6%	153,008	0%	0%	372,011	100%	0%	372,011	0%	3,650	100%	31,660	90%	0%	35,310	0.00%			
6. Other Minority	28,900,536	99%	310,528	1%	0%	29,211,064	3%	2,817,388	100%	4,440	0%	0%	2,821,828	0%	4,193,573	99%	28,390	0.67%	0%	4,221,963	0.40%			
7. Subcontinent Asian American	610,000	100%	0	0%	0%	610,000	0%	378,141	100%	0%	0%	0%	378,141	0%	2,128,709	100%	0%	0%	0%	2,128,709	0.20%			
8. Unknown	10,787,357	2%	83,078	0%	434,344,555	98%	445,214,990	40%	9,106,532	2%	176,600	0%	509,236,985	98%	518,520,117	44%	432,757	0.09%	401,430,503	88%	457,491,973	43.58%		
TOTAL	562,473,538	51%	106,620,246	10%	434,334,563	39%	1,103,428,347	100%	608,033,648	52%	57,048,611	5%	511,507,425	43%	1,176,589,684	100%	588,636,121	56%	67,429,601	6%	393,733,930	38%	1,049,799,652	100%

Contract Type	CONTRACTS PAID ANNUAL REPORTING: 2021						CONTRACTS PAID ANNUAL REPORTING: 2022						CONTRACTS PAID ANNUAL REPORTING: 2023						CONTRACTS PAID ANNUAL REPORTING: 2024					
	TOTAL (SBE + NO SBE GOALS/MEASURES)						TOTAL (SBE + NO SBE GOALS/MEASURES)						TOTAL (SBE + NO SBE GOALS/MEASURES)						TOTAL (SBE + NO SBE GOALS/MEASURES)					
	SBE	NON-SBE	TOTAL	SBE	NON-SBE	TOTAL	SBE	NON-SBE	TOTAL	SBE	NON-SBE	TOTAL	SBE	NON-SBE	TOTAL	SBE	NON-SBE	TOTAL						
1. Construction	84,655,963	13%	559,648,808	87%	644,304,771	59%	89,625,933	12%	644,442,218	88%	734,068,151	59%	126,348,083	18%	561,814,800	82%	688,162,883	70%	87,971,369	23%	286,810,823	77%	374,782,192	73%
2. MCC	-	0%	-	0%	-	0%	-	0%	-	0%	-	0%	-	0%	-	0%	-	0%	-	0%	-	0%	-	0%
3. MCC 7040	55,484,482	89%	6,820,023	11%	62,304,505	6%	79,506,250	95%	3,881,202	5%	83,387,452	7%	87,417,881	93%	6,576,875	7%	93,994,756	10%	51,639,485	94%	3,213,571	6%	54,853,056	11%
4. MCC 7360	28,633,005	48%	30,880,473	52%	59,513,478	5%	27,145,996	40%	40,798,613	60%	67,944,609	5%	24,039,775	31%	52,599,436	69%	76,639,211	8%	12,270,551	34%	23,666,326	66%	35,936,877	7%
5. Design/Build	25,685,736	12%	181,739,157	88%	207,424,893	19%	40,566,172	26%	116,539,001	74%	157,105,173	13%	15,694,996	26%	45,800,771	74%	61,495,767	6%	4,582,416	11%	37,443,654	89%	42,026,070	8%
6. Leases	2,228,909	2%	89,711,417	98%	91,940,326	8%	17,820,273	10%	167,430,936	90%	185,251,209	15%	6,575,981	12%	49,735,898	88%	56,311,879	6%	1,198,574	17%	5,883,103	83%	7,081,677	1%
7. Maintenance	-	0%	-	0%	-	0%	-	0%	-	0%	-	0%	-	0%	-	0%	-	0%	-	0%	-	0%	-	0%
8. Owner Direct Purchases	231,245	1%	22,780,941	99%	23,012,186	2%	541,425	5%	9,416,236	95%	9,957,661	1%	3,128	1%	400,891	99%	404,019	0%	10,353	100%	10,353	0%	10,353	0%
TOTAL	196,919,340	18%	891,580,819	82%	1,088,500,159	100%	255,206,049	21%	982,508,206	79%	1,237,714,255	100%	260,079,844	27%	716,928,671	73%	977,008,515	100%	157,662,395	31%	357,027,830	69%	514,690,225	100%

Ethnicity Type	CONTRACTS PAID DEMOGRAPHICS ANNUAL REPORTING: 2021					CONTRACTS PAID DEMOGRAPHICS ANNUAL REPORTING: 2022					CONTRACTS PAID DEMOGRAPHICS ANNUAL REPORTING: 2023					CONTRACTS PAID DEMOGRAPHICS ANNUAL REPORTING: 2024								
	TOTAL (SBE + NO SBE GOALS/MEASURES)					TOTAL (SBE + NO SBE GOALS/MEASURES)					TOTAL (SBE + NO SBE GOALS/MEASURES)					TOTAL (SBE + NO SBE GOALS/MEASURES)								
	Male	Female	Unknown	TOTAL		Male	Female	Unknown	TOTAL		Male	Female	Unknown	TOTAL		Male	Female	Unknown	TOTAL					
1. Asian Pacific American	738,525	100%	0	0%	0%	738,525	0.07%	291,427	70%	121,952	30%	0%	413,379	0.03%	496,944	72%	188,533	28%	0%	685,477	0.07%			
2. Black American	15,933,127	85%	2,838,028	15%	11,000	0%	18,782,155	2%	17,413,929	81%	3,964,069	19%	0.00%	21,377,998	2%	16,082,938	82%	3,413,497	18%	0%	19,496,435	2%		
3. Caucasian	428,998,980	96%	18,125,689	4%	574,023	0.13%	447,698,692	41%	317,873,204	71%	128,207,427	29%	2,743,589	0.61%	448,824,220	36%	165,159,079	77%	47,844,688	22%	397,462	0.19%	213,401,229	22%
4. Hispanic American	372,781,939	89%	45,064,516	11%	5,000	0%	417,851,455	38%	392,771,041	91%	39,071,214	9%	(102,150)	-0.024%	431,740,105	35%	382,302,067	91%	37,400,084	9%	173,256	0%	419,875,407	43%
5. Native American	100,948	100%	0	0%	0%	100,948	0%	0	0%	0	0%	0%	-	0.00%	-	0%	404,417	100%	0%	404,417	0%			
6. Other Minority	8,360,380	95%	156,210	1.78%	256,688	3%	8,773,278	1%	26,218,519	99%	381,502	1%	0%	26,600,021	2%	(1,057,878)	103%	33,500	-3%	0%	(1,024,378)	0%		
7. Subcontinent Asian American	1,205,867	100%	0	0%	0%	1,205,867	0.11%	995,459	100%	0	0%	0%	995,459	0.08%	2,243,013	100%	0	0%	0%	2,243,013	0.23%			
8. Unknown	76,492,625	40%	86,931	0%	116,769,683	60%	193,349,239	18%	73,166,592	24%	89,120	0.03%	234,507,361	76%	307,763,073	25%	73,656,761	23%	0.00%	248,270,154	77%	321,926,915	33%	
TOTAL	904,612,391	83%	66,271,374	6%	117,616,394	11%	1,088,500,159	100%	828,730,171	67%	171,835,284	14%	237,148,800	19%	1,237,714,255	100%	638,882,924	65%	88,880,302	9%	249,245,289	26%	977,008,515	100%

NOTES

¹As a result of two landmark cases (Engineering Contractors Association v. Metropolitan Dade County and Hershell Gill Consulting Engineers, Inc. v. Miami-Dade County) Miami-Dade County's three Small Business Enterprise (SBE) programs in Construction, A&E, and Goods and Services are race and gender neutral.

²The capturing of demographic data is based on voluntary information provided and or entered by prime and sub-contractors.

³Payments reported may be from contracts awarded outside the reporting period.


Miscellaneous Construction Contract

MCC-9-18

(MCM Corporation)

MAGNUM CONSTRUCTION MANAGEMENT MISCELLANEOUS CONSTRUCTION CONTRACTS MCC-9-18

CM SBE-C Advisory Board Update
July 2024



SBE-C & G/S PROJECT INFORMATION TO-DATE

<p>Total dollar value of all awarded (Award Amount):</p> <p>\$19,917,063.23</p>	<p>Total dollar value of Cost of Work:</p> <p>\$16,487,654.05</p>	<p>Total dollar value contracted to SBE's to- date:</p> <p>\$15,233,585.43</p>
<p>Total dollar value of payment received by MCM (Paid Amount) :</p> <p>\$11,242,619.73</p>	<p>Total number of GMP's:</p> <p>0</p>	<p>Total number of packages SBE's contracted to date:</p> <p>87</p>

Total percentage contracted all SBE's to-date: **76.5%**

(Total dollar value contracted to SBE's divided by total dollar value cost of work equals SBE percentage)

SBE BREAKOUT TO-DATE – CONSTRUCTION AND GOODS & SERVICES

<p>Total \$ contracted SBE-C's</p> <p>\$14,911,585.43.</p>	<p>Total % contracted SBE-C's</p> <p>74.9%</p>	<p>Total \$ paid-to-date SBE-C's</p> <p>\$ 9,368,400.42</p>	<p>Total % paid-to-date SBE-C's</p> <p>83.3%</p>
<p>Total \$ contracted SBE-Goods & Services</p> <p>\$322,000.00</p>	<p>Total % contracted SBE- Goods & Services</p> <p>5.0%</p>	<p>Total \$ paid-to-date SBE-Goods & Services</p> <p>\$164,484.65</p>	<p>Total % paid-to-date SBE-Goods & Services</p> <p>7.9%</p>

SBE BREAKOUT TO-DATE – CONSTRUCTION MANAGEMENT

Total \$ contracted SBE-C Qualifier MCO \$1,090,566.38	18% - Total % contracted SBE-C Qualifier MCO 18.8%	Total \$ paid-to-date SBE-C Qualifier MCO \$ 702,274.18	Total % paid-to-date SBE-C MCO 16.3%
--	--	---	---

Total \$ contracted SBE-C Qualifier Gamax \$698,536.32	4% - Total % contracted SBE-C Qualifier Gamax 12.0%	Total \$ paid-to-date SBE-C Qualifier Gamax \$270,217.77	Total % paid-to-date SBE-C Gamax 6.3%
--	---	--	--

SBE-CONSTRUCTION BREAKDOWN (LIST ALL FIRMS)

Subcontractor	Project	Original Contract Amount with Change Order	Amount Paid to Date	Demographic Data
Clearview Electric Inc	SAO 1/5 - Y128A Bldg. 3030	\$159,005.24	\$141,468.65	African American/Male
Delka Innovo Group Inc	SAO 1/5 - Y128A Bldg. 3030	\$73,681.29	\$73,681.29	Hispanic/ Male
L & T Fire LLC	SAO 1/5 - Y128A Bldg. 3030	\$8,575.00	\$8,575.00	Hispanic/ Female
OnAir Inc	SAO 1/5 - Y128A Bldg. 3030	\$10,200.00	\$10,200.00	Hispanic/ Male
Clearview Electric Inc	SAO 2/6 – WO64A	\$33,080.72	\$33,080.72	African American/Male

SBE-CONSTRUCTION BREAKDOWN (CONTINUED)

Subcontractor	Project	Original Contract Amount with Change Order	Amount Paid to Date	Demographic Data
Massu Infrastructure Coating LLC	SAO 2/6 – W064A	\$3,884.00	\$3,884.00	Hispanic/ Male
Milestone Fire Protection LLC	SAO 2/6 – W064A	\$79,536.41	\$79,536.41	Hispanic/ Male
C L Elias Construction Inc.	SAO 3 – V008F	\$27,592.00	\$27,592.00	Caucasian/ Female
Clearview Electric Inc	SAO 3 – V008F	\$36,160.00	\$36,160.00	African American/Male
Paradise Construction	SAO 4/8 – U010F-5	\$48,725.00	\$48,725.00	Hispanic/ Male

SBE-CONSTRUCTION BREAKDOWN (CONTINUED)

Subcontractor	Project	Original Contract Amount with Change Order	Amount Paid to Date	Demographic Data
Ameradrain Plumbing Corp	SAO 4/8 – U010F-5	\$17,257.00	\$17,257.00	Hispanic/ Male
OnAir Inc	SAO 4/8 – U010F-5	\$63,650.00	\$63,650.00	Hispanic/ Male
MGA Electric Inc	SAO 4/8 – U010F-5	\$16,866.46	\$16,866.46	African American/ Male
Delka Innovo Group Inc.	AA046A	\$28,255.00	\$28,255.00	Hispanic/ Male
MAC 195 Engineering	AA046A	\$165,000.00	\$165,000.00	Hispanic/ Male

SBE-CONSTRUCTION BREAKDOWN (CONTINUED)

Subcontractor	Project	Original Contract Amount with Change Order	Amount Paid to Date	Demographic Data
Ohana Construction Group	AA126A-2	\$385,000.00	\$246,387.54	Hispanic / Male
Conbuild LLC (Pkg B)	AA126A-2	\$238,837.00	\$191,405.38	Hispanic / Female
Conbuild LLC (Pkg C)	AA126A-2	\$134,456.00	\$77,146.10	Hispanic / Female
Delka Innovo Group Inc	AA126A-2	\$41,000.00	\$32,894.96	Hispanic/ Male
Paradise Construction	AA126A-2	\$149,225.00	\$106,594.93	Hispanic / Male

SBE-CONSTRUCTION BREAKDOWN (CONTINUED)

Subcontractor	Project	Original Contract Amount with Change Order	Amount Paid to Date	Demographic Data
Massu Infrastructure Coating LLC	AA126A-2	\$40,994.00	\$18,225.27	Hispanic / Male
Green Engineering & Construction	AA126A-2	\$178,857.60	\$69,263.83	Hispanic / Male
C.J. Fire Protection	AA126A-2	\$68,000.00	\$39,551.36	African American / Male
People's Plumbing & Mechanical	AA126A-2	\$409,102.00	\$288,610.26	Hispanic / Female
OnAir Inc.	AA126A-2	\$94,900.00	\$72,981.28	Hispanic / Male

SBE-CONSTRUCTION BREAKDOWN (CONTINUED)

Subcontractor	Project	Original Contract Amount with Change Order	Amount Paid to Date	Demographic Data
Thevenin Enterprises, Inc	AA126A-2	\$256,700.00	\$166,576.71	Hispanic / Male
Delka Innova Group PkgA	AA126A-1	\$385,000.00	\$303,742.23	Hispanic / Male
Delka Innova Group Pkg B	AA126A-1	\$220,000.00	\$174,657.50	Hispanic / Male
Delka Innova Group PkgC	AA126A-1	\$43,245.00	\$31,986.50	Hispanic / Male
Paradise Construction Corp.	AA126A-1	\$178,680.00	\$95,983.25	Hispanic / Male

SBE-CONSTRUCTION BREAKDOWN (CONTINUED)

Subcontractor	Project	Original Contract Amount with Change Order	Amount Paid to Date	Demographic Data
Massu Infrastructure Coating	AA126A-1	\$23,489.00	\$9,328.05	Hispanic / Male
Commercial Interior Contractor	AA126A-1	\$43,803.13	\$0.00	Hispanic / Female
Milestone Fire Protection LLC	AA126A-1	\$38,000.00	\$24,711.72	Hispanic / Male
Mag Construction Inc	AA126A-1	\$433,995.00	\$307,882.78	Hispanic / Male
OnAir Inc.	AA126A-1	\$73,000.00	\$39,318.13	Hispanic / Male

SBE-CONSTRUCTION BREAKDOWN (CONTINUED)

Subcontractor	Project	Original Contract Amount with Change Order	Amount Paid to Date	Demographic Data
Thevenin Enterprises, Inc	AA126A-1	\$273,260.00	\$173,503.25	Hispanic / Male
Delka Innovo Group	AA126A-3	\$383,000.00	\$320,6880.84	Hispanic / Male
Paradise Construction Corp.	AA126A-3	\$82,870.00	\$16,121.50	Hispanic / Male
Delka Innovo Group	AA126A-3	\$15,000.00	\$9,994.00	Hispanic / Male
Epic Consultants Inc.	AA126A-3	\$155,001.00	\$123,552.63	Hispanic / Male

SBE-CONSTRUCTION BREAKDOWN (CONTINUED)

Subcontractor	Project	Original Contract Amount with Change Order	Amount Paid to Date	Demographic Data
Delka Innovo Group	AA126A-3	\$20,680.00	\$15,863.22	Hispanic / Male
Milestone Fire Protection LLC	AA126A-3	\$60,000.00	\$28,025.00	Hispanic / Male
People's Plumbing & Mechanical	AA126A-3	\$585,376.00	\$508,540.74	Hispanic / Female
Gamma Air System Inc	AA126A-3	\$51,700.00	\$27,787.50	Hispanic / Male
Thevenin Enterprises Inc	AA126A-3	\$262,500.00	\$205,382.83	Hispanic / Male

SBE-CONSTRUCTION BREAKDOWN (CONTINUED)

Subcontractor	Project	Original Contract Amount with Change Order	Amount Paid to Date	Demographic Data
Low Voltage Systems Inc	AA136 A	\$985,000.00	\$985,273.30	Hispanic / Male
AAP Construction Group	T072E-1	\$56,250.00	\$54,750.00	Hispanic / Male
Milestone Fire Protection	T072E-1	\$33,000.00	\$31,000.00	Hispanic / Male
OnAir Inc	T072E-1	\$23,900.00	\$22,650.00	Hispanic / Male
New Era Electric Inc	T072E-1	\$31,280.00	\$30,280.00	Hispanic / Male

SBE-CONSTRUCTION BREAKDOWN (CONTINUED)

Subcontractor	Project	Original Contract Amount with Change Order	Amount Paid to Date	Demographic Data
Clearview Electric Inc	T072B-3	\$720,000.00	\$502,454.46	African American / Male
Conbuild LLC	X116A Ph IV	\$173,298.24	\$157,001.46	Hispanic / Male
Chavez South Florida	X116A Ph IV	\$99,465.37	\$67,927.68	Hispanic / Male
Delka Innovo Group	X116A Ph IV	\$15,985.61	\$15,186.33	Hispanic / Male
Kesoki Painting LLC	X116A Ph IV	\$7,050.00	\$6,351.72	Hispanic / Female

SBE-CONSTRUCTION BREAKDOWN (CONTINUED)

Subcontractor	Project	Original Contract Amount with Change Order	Amount Paid to Date	Demographic Data
C. J. Fire Protection	X116A Ph IV	\$12,000.00	\$10,925.00	African American / Male
RCR Plumbing Services	X116A Ph IV	\$55,061.88	\$52,308.79	Hispanic / Male
Thevenin Enterprises	X116A Ph IV	\$15,879.00	\$14,705.05	Hispanic / Male
Jador International Corp	X116A Ph IV	\$33,772.01	\$29,114.66	African American / Female
Commercial Interior Contractors	X116A Ph IV	\$85,271.49	\$73,127.77	Hispanic / Female

SBE-CONSTRUCTION BREAKDOWN (CONTINUED)

Subcontractor	Project	Original Contract Amount with Change Order	Amount Paid to Date	Demographic Data
Epic Consultant Inc	D105C-1A	\$1,353,808.00	\$357,469.32	Hispanic / Male
Epic Consultant Inc	D105C-1A	\$133,573.00	\$33,190.15	Hispanic / Male
Massu Infrastructure Coatings, LLC	D105C-1A	\$25,979.00	\$3,099.85	Hispanic / Male
Thevenin Enterprises	D105C-1A	\$1,462,562.00	\$84,136.75	Hispanic / Male
Ruben Electric Technology	SAO 7/11	\$27,931.00	\$23,305.14	Hispanic / Male

SBE-CONSTRUCTION BREAKDOWN (CONTINUED)

Subcontractor	Project	Original Contract Amount with Change Order	Amount Paid to Date	Demographic Data
Ohana Construction Group	SAO 7/11	\$18,500.00	\$17,100.00	Hispanic / Male
Milestone Fire Protection LLC	SAO 7/11	\$2,680.00	\$2,0710.00	Hispanic / Male
Delka Innovo Group	U023A	\$44,494.00	\$0.00	Hispanic / Male
Gamma Air System Inc	U023A	\$498,000.00	\$0.00	Hispanic / Male
Ruben Electric Technology	U023A	\$42,215.00	\$0.00	Hispanic / Male

SBE-CONSTRUCTION BREAKDOWN (CONTINUED)

Subcontractor	Project	Original Contract Amount with Change Order	Amount Paid to Date	Demographic Data
C L Elias Construction Inc	AC007A	\$73,680.00	\$56,226.09	Caucasian/ Female
Paradise Construction Corp	AC007A	\$77,591.82	\$71,373.81	Hispanic / Male
C L Elias Construction Inc	AC007A	\$35,894.00	\$23,905.62	Caucasian/ Female
Delka Innovo Group	AC007A	\$30,550.00	\$23,370.00	Hispanic / Male
Delka Innovo Group	AC007A	\$22,000.00	\$19,336.30	Hispanic / Male

SBE-CONSTRUCTION BREAKDOWN (CONTINUED)

Subcontractor	Project	Original Contract Amount with Change Order	Amount Paid to Date	Demographic Data
Milestone Fire Protection	AC007A	\$58,000.00	\$47,785.00	Hispanic / Male
Gamma Air System Inc	AC007A	\$54,800.00	\$45,676.00	Hispanic / Male
MGA Electric Inc	AC007A	\$169,935.00	\$147,640.41	African American/ Male
Ohana Construction Group	AB050A	\$1,400,000.00	\$1,305,988.74	Hispanic / Male
Milestone Fire Protection	AB050A	\$43,300.00	\$41,135.28	Hispanic / Male

SBE-CONSTRUCTION BREAKDOWN (CONTINUED)

Subcontractor	Project	Original Contract Amount with Change Order	Amount Paid to Date	Demographic Data
JCR Mechanical Contractor Inc	AB050A	\$47,500.00	\$44,159.80	Hispanic / Male
OnAir Inc	AB050A	\$108,800.00	\$103,360.00	Hispanic / Male
New Era Electric Inc	AB050A	\$395,580.00	\$356,604.67	Hispanic / Male
Delka Innovo Group	AC007A	30,583.00	\$24,778.85	Hispanic / Male

SBE-CONSTRUCTION BREAKDOWN (CONTINUED)

Subcontractor	Project	Original Contract Amount with Change Order (Dollar Amount & Percent SBE Projected to Earn)	Amount Paid to Date (Dollar Amount & Percent Paid to Date)	Demographic Data

Total \$ contracted SBE-C's	Total % contracted SBE-C's	Total \$ paid-to-date SBE-C's	Total % paid-to-date SBE-C's
\$14,911,585.439	74.9 %	\$ 9,368,400.42	83.3%

SBE- GOODS AND SERVICES BREAKDOWN

Subcontractor	Project	Original Contract Amount with Change Order (Dollar Amount & Percent SBE Projected to Earn)	Amount Paid to Date (Dollar Amount & Percent Paid to Date)	Demographic Data
Ginley Lawn Service & Landscaping	AB050A	\$322,000.00	\$164,484.65	Hispanic / Male

Total \$ contracted SBE-G&S	Total % contracted SBE-G&S	Total \$ paid-to-date SBE-G&S	Total % paid-to-date SBE-G&S
\$322,000.00	5.0 %	\$164,484.65	7.9%

SBE-CONSTRUCTION DEMOGRAPHIC DATA

TOTAL NUMBER OF FIRMS: 32

4 African-American Male -
owned
(12.0% of SBE-C)
\$1,215,047.42

1 African-American Female
owned
(3.00% of SBE-C)
\$33,772.01

17 Hispanic Male owned
(58.0% of SBE-C)
\$9,425,934.04

8 Hispanic Female owned
(24.0% of SBE-C)
\$2,291,757.40

1 Caucasian Female
owned
(3.0% of SBE-C)
\$238,079.00

9 Woman-owned
(28.0% of SBE-C)
\$2,325,529.41

SBE-GOODS AND SERVICES DEMOGRAPHIC DATA

TOTAL NUMBER OF FIRMS: 1

1 Hispanic Male owned
(100.0% of SBE-G & S)
\$322,000.00

SBE QUALIFIER BREAKDOWN (LIST ALL FIRMS)

Subcontractor	Project	Original Contract Amount with Change Order	Amount Paid to Date	Demographic Data
MCO Construction & Services Inc	MCC-9-18	\$1,090,566.38	\$702,274.18	African American/ Female
Gamax Consulting	MCC-9-18	\$698,536.32	\$270,217.77	Hispanic/ Female
SBE Qualifier Total:		\$1,789,102.70	\$972,491.95	

Total \$ contracted SBE Qualifier	Total % contracted SBE Qualifier	Total \$ paid-to-date SBE Qualifier	Total % paid-to-date SBE Qualifier
\$1,789,102.70	30.8 %	\$972,491.95	22.6 %

SBE QUALIFIER DEMOGRAPHIC DATA

TOTAL NUMBER OF FIRMS: 2

1 African-American owned
(50.0% of SBE)
\$1,090,566.38

1 Hispanic owned
(50.0% of SBE)
\$698,536.32

0 Caucasian owned
(0.0% of SBE)

2 Woman-owned
(100.0% of SBE)
\$1,789,102.70

DBE PROJECT INFORMATION TO-DATE

<p>Total dollar value of all awarded (Award Amount):</p> <p>\$6,282,887.89</p>	<p>Total dollar value of Cost of Work:</p> <p>\$5,223,402.11</p>	<p>Total dollar value contracted to DBE's to- date:</p> <p>\$4,695,426.00</p>
<p>Total dollar value of payment received by MCM (Paid Amount) :</p> <p>\$617,798.07</p>	<p>Total number of GMP's:</p> <p>0</p>	<p>Total number of packages DBE's contracted to date:</p> <p>2</p>

Total percentage contracted all DBE's to-date: **74.7%**
 (Total dollar value contracted to DBE's divided by total dollar value cost of work equals DBE percentage)

DBE CONSTRUCTION BREAKDOWN (LIST ALL FIRMS)

Subcontractor	Project	Original Contract Amount with Change Order	Amount Paid to Date	Demographic Data
MAC 195 Engineering – (54% DBE Goal)	Y145A	\$824,000.00	\$473,964.12	Hispanic/ Male
Conbuild, LLC – (44% DBE Goal)	V008F-2	\$3,871,426.00	\$0.00	Hispanic/ Male
DBE Participation Total:		\$4,695,426.00	\$473,964.12	

Total \$ contracted DBE Participation	Total % contracted DBE
\$4,695,426.00	74.7 %

Total \$ paid-to-date DBE Participation	Total % paid-to-date DBE
\$473,964.12	76.7 %

THANK YOU

Miscellaneous Construction Contract

MCC-9-18

(Monthly Reports)

SBE-C Monthly Report

July 31, 2024

Project #	Project Name	Prime	Contractors	Start Date	Contract Award	Awarded to Subs	Amount Paid to GC	Amount Paid to All Subs	SBE-C Part.	% Complete
MCC-9-18	Key Management Staff - Period 1/24/22 - 9/30/22	MCM		1/24/22	\$ 5,816,280.91		\$ 4,309,808.72			
	- 18% SBE Qualifier	16.3%	MCO Construction & Services	1/24/22		\$ 1,090,566.38		\$ 702,274.18	18.8%	64.40%
	- 4% SBE Qualifier	6.3%	Gamax Consulting	1/24/22		\$ 698,536.32		\$ 270,217.77	12.0%	38.68%
	Total Construction Management	22.6%			\$ 5,816,280.91	\$ 1,789,102.70	\$ 4,309,808.72	\$ 972,491.95	30.8%	74.10%
	MIA-Quick Response Project Order	MCM		SAO #	\$ 672,499.08		\$ 670,899.96			
SAO 1/5/10	MIA - Building 3030 Office Remodel "D" Wing Phase II Y128A			5/19/22	\$ 290,764.31		\$ 290,764.31		80.5%	100.00%
			Clearview Electric Inc.			\$ 141,468.65		\$ 141,468.65	48.7%	100.00%
			Delka Innovo Group Inc.			\$ 73,681.29		\$ 73,681.29	25.3%	100.00%
			L & Y Fire LLC			\$ 8,575.00		\$ 8,575.00	2.9%	100.00%
			ONAIR Inc,			\$ 10,200.00		\$ 10,200.00	3.5%	100.00%
	FOR COST OF WORK ONLY NOT SBE-C		Honeywell			\$ 14,597.00		\$ 11,575.48		79.30%
SAO 2/6/9	MIA Conc. E - F Life Safety Updates - MCC-W	MCM		6/16/22	\$ 134,768.30		\$ 134,768.30		86.4%	100.00%
			Clearview Electric Inc.			\$ 33,080.72		\$ 33,080.72	24.5%	100.00%
			Massu Infrastructure Coating LLC			\$ 3,884.00		\$ 3,884.00	2.9%	100.00%
			Milestone Fire Protection LLC			\$ 79,536.41		\$ 79,536.41	59.0%	100.00%
	FOR COST OF WORK ONLY NOT SBE-C		Honeywell			\$ 6,834.00		\$ 6,834.00		100.00%
SAO 3	MIA Cc F Millwork Demolition /Removal/Install New Transformer - MCC-V008F	MCM		6/17/22	\$ 69,661.81		\$ 69,661.81		91.52%	100.00%
			C L Elias Construction Inc.			\$ 27,592.00		\$ 27,592.00	39.61%	100.00%
			Clearview Electric Inc.			\$ 36,160.00		\$ 36,160.00	51.91%	100.00%
SAO 4/8	MIA - Satt E Mech & Elect. Equip Replacement Group #1 AHU \$5 & #6 Ramp Level (Old Airside Ops Breakroom) MCC-U010F-5	MCM		9/7/22	\$ 160,154.73		\$ 160,154.73		91.5%	100.00%
			Paradise Construction			\$ 48,725.00		\$ 48,725.00	30.4%	100.00%
			Ameradrain Plumbing Corp			\$ 17,257.00		\$ 17,257.00	10.8%	100.00%
			ONAIR Inc,			\$ 63,650.00		\$ 63,650.00	39.7%	100.00%
			MGA Electric Inc			\$ 16,866.46		\$ 16,866.46	10.5%	100.00%
SAO 7	Bldg. 5A -Electrical Work 2nd Floor	MCM		3/29/23	\$ 17,149.93		\$ 15,550.81		91.5%	90.68%
			Ruben Electric Technology Inc.			\$ 15,695.00		\$ 14,248.64	91.5%	90.78%
SAO 11	Bldg. 5A -Electrical Work 2nd Floor	MCM		3/29/23	\$ 36,513.66		\$ 30,474.47		33.5%	83.46%
			Ruben Electric Technology Inc.			\$ 12,236.00		\$ 9,057.50	33.5%	74.02%
			Ohana Construction Group			\$ 18,500.00		\$ 17,100.00	50.7%	92.43%
			Milestone Fire Protection LLC			\$ 2,680.00		\$ 2,071.00	7.3%	77.28%
AA046A	MIA - Cc E & Satellite E 3rd FI APM Platform Annunciation System	MCM		8/22/22	\$ 213,131.45		\$ 213,131.45		90.7%	100.00%
			Delka Innovo Group Inc.			\$ 28,255.00		\$ 28,255.00	13.3%	100.00%
			MAC 195 Engineering			\$ 165,000.00		\$ 165,000.00	77.4%	100.00%

SBE-C Monthly Report

July 31, 2024

Project #	Project Name	Prime	Contractors	Start Date	Contract Award	Awarded to Subs	Amount Paid to GC	Amount Paid to All Subs	SBE-C Part.	% Complete
AA126A-2	MIA - NTD AA Ramp Level Restroom	MCM		10/7/22	\$ 2,463,518.95		\$ 1,530,199.66		81.1%	62.11%
			Ohana Construction Group			\$ 385,000.00		\$ 249,387.54	15.6%	64.78%
			Conbuild LLC - Pkg B			\$ 238,837.00		\$ 191,405.38	9.7%	80.14%
			Conbuild LLC - Pkg C			\$ 134,456.00		\$ 77,146.10	5.5%	57.38%
			Delka Innovo Group Inc.			\$ 41,000.00		\$ 32,894.96	1.7%	80.23%
			Paradise Construction			\$ 149,225.00		\$ 106,594.93	6.1%	71.43%
			Massu Infrastructure Coating LLC			\$ 40,994.00		\$ 18,225.27	1.7%	44.46%
	FOR COST OF WORK ONLY NOT SBE-C		Stonehard			\$ 37,758.00		\$ 25,895.10	0.0%	68.58%
			Green Engineering & Const			\$ 178,857.60		\$ 69,263.83	7.3%	38.73%
			C. J. Fire Protection			\$ 68,000.00		\$ 39,551.35	2.8%	58.16%
			People's Plumbing & Mech			\$ 409,102.00		\$ 288,610.26	16.6%	70.55%
			ONAIR Inc.			\$ 94,900.00		\$ 72,981.28	3.9%	76.90%
			Thevenin Enterprises, Inc			\$ 256,700.00		\$ 166,576.71	10.4%	64.89%
	FOR COST OF WORK ONLY NOT SBE-C		Honeywell			\$ 62,216.00		\$ 54,768.78	0.0%	88.03%
AA126A-1	MIA - NTD AA Ramp Level Restroom	MCM		10/24/22	\$ 2,164,744.52		\$ 1,291,808.08		77.1%	59.67%
			Delka Innova Group PkgA			\$ 385,000.00		\$ 303,742.23	17.8%	78.89%
			Delka Innova Group PkgB			\$ 220,000.00		\$ 174,657.50	10.2%	79.39%
			Delka Innova Group PkgC			\$ 43,245.00		\$ 31,986.50	2.0%	73.97%
			Paradise Construction Corp.			\$ 178,680.00		\$ 95,983.25	8.3%	53.72%
			Massu Infrastructure Coating			\$ 23,489.00		\$ 9,328.05	1.1%	39.71%
	FOR COST OF WORK ONLY NOT SBE-C		Stonhard			\$ 65,048.00		\$ 50,870.60	0.0%	78.20%
			Commercial Interior Contractor			\$ 43,803.13		\$ -	0.0%	0.00%
			Milestone Fire Protection LLC			\$ 38,000.00		\$ 24,711.72	1.8%	65.03%
			Mag Construction Inc			\$ 433,995.00		\$ 307,882.78	20.0%	70.94%
			ONAIR Inc.			\$ 73,000.00		\$ 39,318.13	3.4%	53.86%
			Thevenin Enterprises, Inc			\$ 273,260.00		\$ 173,503.25	12.6%	63.49%
	FOR COST OF WORK ONLY NOT SBE-C		Honeywell			\$ 20,836.60		\$ 13,984.71	0.0%	
AA126A-3	MIA - NTD AA Ramp Level Restroom	MCM		10/24/22	\$ 2,064,959.07		\$ 1,393,784.86		72.9%	67.50%
			Delka Innovo Group PkgA			\$ 383,000.00		\$ 320,680.84	17.0%	83.73%
			Paradise Construction Corp.			\$ 82,870.00		\$ 16,121.50	3.7%	19.45%
			Delka Innovo Group PkgC			\$ 15,000.00		\$ 9,994.00	0.7%	66.63%
			Epic Consultants Inc			\$ 155,001.00		\$ 123,552.63	6.9%	79.71%
			Delka Innovo Group PkgE			\$ 20,680.00		\$ 15,863.22	0.9%	76.71%
	FOR COST OF WORK ONLY NOT SBE-C		Stonhard			\$ 84,898.00		\$ 62,069.91	0.0%	73.11%
			Milestone Fire Protection LLC			\$ 60,000.00		\$ 28,025.00	2.7%	46.71%
			People's Plumbing & Mech			\$ 585,376.00		\$ 508,540.74	25.9%	86.87%

SBE-C Monthly Report

July 31, 2024

Project #	Project Name	Prime	Contractors	Start Date	Contract Award	Awarded to Subs	Amount Paid to GC	Amount Paid to All Subs	SBE-C Part.	% Complete
			Gamma Air System Inc			\$ 51,700.00		\$ 27,787.50	2.5%	53.75%
			Thevenin Enterprise Inc			\$ 262,500.00		\$ 205,382.83	12.7%	78.24%
	FOR COST OF WORK ONLY NOT SBE-C		Honeywell			\$ 14,466.00		\$ 13,577.38	0.0%	93.86%
AA136A	MIA - Baggage Claim Security Cameras	MCM		2/14/23	\$ 1,799,519.28		\$ 1,621,328.90		54.7%	90.10%
			Low Voltage System Inc			\$ 985,000.00		\$ 985,273.30	54.7%	100.03%
			Certified Professional Network			\$ 510,656.53		\$ 493,907.24	0.0%	
T072E-1	MIA - CBP Offices At Concourse E 3rd FL	MCM			\$ 198,537.56		\$ 158,535.45			79.85%
			AAP Construction			\$ 56,250.00		\$ 54,750.00	28.3%	97.33%
			Milestone Fire Protection LLC			\$ 33,000.00		\$ 31,000.00	16.6%	93.94%
			OnAir Inc			\$ 23,900.00		\$ 22,650.00	12.0%	94.77%
			New Era Electric Inc			\$ 31,280.00		\$ 30,280.00	15.8%	96.80%
			Honeywell			\$ 5,564.00		\$ 4,704.90	0.0%	
T072B-3	MIA - Lower Cc E - 400HZ Generator Upgrade	MCM			\$ 867,203.05		\$ 550,747.09		83.0%	63.51%
			Clearview			\$720,000.00		\$ 502,454.46	83.0%	69.79%
X116A Ph IV	MIA - MIA -Cc H Restroom Renovation Phase IV	MCM			\$ 1,029,207.22		\$ 497,572.78		48.4%	48.35%
			Conbuild LLC			\$ 173,298.24		\$ 157,001.35	16.8%	90.60%
			Chavez South Florida Interiors			\$ 99,465.37		\$ 67,927.68	9.7%	68.29%
			Delka Innovo Group			\$ 15,985.61		\$ 15,186.33	1.6%	95.00%
			Kesoki Painting LLC			\$ 7,050.75		\$ 6,351.72	0.7%	90.09%
			C.J. Fire Protection			\$ 12,000.00		\$ 10,925.00	1.2%	91.04%
			RCR Plumbing Services			\$ 55,061.88		\$ 52,308.79	5.3%	95.00%
			Thevenin Enterprises			\$ 15,879.00		\$ 14,705.05	1.5%	92.61%
			Jador International Corp			\$ 33,772.01		\$ 29,114.66	3.3%	86.21%
			Commercial Interior Contractors			\$ 85,271.49		\$ 73,127.77	8.3%	85.76%
			Honeywell			\$ 2,637.20		\$ 2,893.58	0%	
D105C-IA	MIA - Dolphin - Flamingo Parking Garage 40Yr	MCM			\$ 3,578,751.53		\$ 526,762.46			14.72%
			Epic Consultants Inc			\$ 1,353,808.00		\$ 357,469.32	37.8%	26.40%
			Epic Consultants Inc			\$ 133,573.00		\$ 33,190.15	3.7%	24.85%
			Massu Infrastructure Coatings, LLC			\$ 25,979.00		\$ 3,099.85	0.7%	11.93%
			Thevenin Enterprises, Inc.			\$ 1,462,562.00		\$ 84,136.75		5.75%
U023A	MIA -South Terminal Smoke Evauation Modification	MCM		9/19/23	\$ 895,968.29		\$ -			0.00%

SBE-C Monthly Report

July 31, 2024

Project #	Project Name	Prime	Contractors	Start Date	Contract Award	Awarded to Subs	Amount Paid to GC	Amount Paid to All Subs	SBE-C Part.	% Complete
			Delka Innovo Group			\$ 44,494.00			5.0%	0.00%
			Gamma Air System Inc			\$ 498,000.00			55.6%	0.00%
			Ruben Electric Technology			\$ 42,215.00			4.7%	0.00%
			Honeywell			\$ 159,179.32				0.00%
AC007A	MIA -Bldg 3030 1st Fl D-Wing Tenant Relocation	MCM			\$ 678,951.68		\$ 519,650.94			76.54%
			C L Elias Construction Inc.			\$ 73,680.00		\$ 56,226.09	10.9%	76.31%
			Delka Innovo Group			\$ 30,583.00		\$ 24,778.85	4.5%	81.02%
			Paradise Construction Corp.			\$ 77,591.82		\$ 71,373.81	11.4%	91.99%
			C L Elias Construction Inc.			\$ 35,894.00		\$ 23,905.62	5.3%	66.60%
			Delka Innovo Group			\$ 30,550.00		\$ 23,370.00	4.5%	76.50%
			Delka Innovo Group			\$ 22,000.00		\$ 19,336.30	3.2%	87.89%
			Milestone Fire Protection LLC			\$ 58,000.00		\$ 47,785.00	8.5%	82.39%
			Gamma Air System Inc			\$ 54,800.00		\$ 45,676.00	8.1%	83.35%
			MGA Electric Inc			\$ 169,935.00		\$ 147,640.41	25.0%	86.88%
	FOR COST OF WORK ONLY NOT SBE-C		Honeywell			\$ 14,572.00		\$ 4,781.35		32.81%
	FOR COST OF WORK ONLY NOT SBE-C		Matrix			\$ 3,183.00				0.00%
AB050A	MIA -Bldg 3050 Demolition - STE Enabling	MCM		11/20/23	\$ 2,504,773.40		\$ 2,073,238.95			82.77%
			Ohana Construction Group			\$ 1,400,000.00		\$ 1,305,988.74	55.9%	93.28%
			Milestone Fire Protection LLC			\$ 43,300.00		\$ 41,135.00	1.7%	95.00%
			JCR Mechanical Contractor Inc			\$ 47,500.00		\$ 44,159.80	1.9%	92.97%
			OnAir Inc			\$ 108,800.00		\$ 103,360.00	4.3%	95.00%
			New Era Electric Inc			\$ 395,580.00		\$ 356,604.67	15.8%	90.15%
			Cross Enviromental Services			\$ 32,200.00		\$ 950.00		2.95%
BA029A	MIA -Marketplace Air Vitrines	MCM		7/31/24	\$ 426,784.49		\$ -			0.00%
			C L Elias Construction Inc.			\$ 100,913.00			23.6%	
			Paradise Awning Corporation			\$ 163,000.00			38.2%	0.00%
			Ruben Electric Technology			\$ 62,900.00			14.7%	0.00%
			Honeywell			\$ 6,200.00				
	Subtotal (SBE/C Construction Trade Set-Aside)				\$ 14,911,585.43	\$ 14,911,585.43	\$ 11,078,135.05	\$ 9,368,400.42	100.0%	74.3%
	TOTAL CONSTRUCTION CONTRACT				\$ 19,595,063.23	\$ 15,952,431.08	\$ 11,078,135.05	\$ 10,115,213.45	76.1%	56.5%
PROJECTS WITH GOODS AND SERVICES GOALS										

SBE-C Monthly Report

July 31, 2024

Project #	Project Name	Prime	Contractors	Start Date	Contract Award	Awarded to Subs	Amount Paid to GC	Amount Paid to All Subs	SBE-C Part.	% Complete
AB050A	MIA -Bldg 3050 Demolition - STE Enabling	MCM		11/20/23	\$ 322,000.00		\$ 164,484.65			51.08%
	- 5% SBE - G&S		Ginley Lawn Service & Landscaping			\$ 322,000.00		\$ 164,484.65		51.08%
	Subtotal (SBE/G & S Trade Set-Aside)				\$ 322,000.00	\$ 322,000.00	\$ 164,484.65	\$ 164,484.65	7.4%	51.1%
	TOTAL GOODS & SERVICES CONTRACT				\$ 322,000.00	\$ 322,000.00	\$ 164,484.65	\$ 164,484.65	100.0%	51.1%
PROJECT WITH DBE GOALS										
Project #	Project Name	Prime	Contractors	Start Date	Contract Award	DBE Awarded to Subs	Amount Paid to GC	Amount Paid to All Subs	DBE Part.	% Complete
Y145A	MIA -Homestead General Aviation Dept Security Fence Gates				\$ 1,303,373.84		\$ 617,798.07			47.40%
	54% DBE Goal		MAC 195 Engineering			\$ 824,000.00		\$ 473,964.12		57.52%
			Matrix			\$ 149,894.21		\$ -		0.00%
			Certified Professional Network			\$ 108,853.70		\$ 89,733.05		82.43%
V008F-2	MIA -Cc F Refurbishment - Checkpoint Relocation- Finishes	MCM		7/31/24	\$ 4,979,514.05		\$ -			0.00%
	44% DBE Goal		Conbuild, LLC			\$ 3,871,426.00			78%	
			Matrix			\$ 43,053.00				
			Honeywell			\$ 19,200.00				
			Dashdoor & Glass			\$ 150,800.00				
			Certified Professional Network			\$ 56,175.20				
	TOTAL DBE PARTICIPATION					\$ 4,695,426.00	\$ 617,798.07	\$ 473,964.12	74.7%	9.8%

**Design, Build, Finance, Operate,
Maintain Civil and Probate Courthouse**

(Plenary Justice Miami LLC)

MIAMI-DADE COUNTY NEW CIVIL AND PROBATE COURTHOUSE

SBE ADVISORY BOARD MEETING
September 16th, 2024

Tutor Perini
CORPORATION



Project Team

Armando Perez
Estimating Manager
786-734-2539
armando.perez@tutorperini.com

Hank Sturges
Project Manager
561-419-1541
hank.sturges@tutorperini.com

Mark Makary
Senior Vice President
Chief Estimator
978-618-6422
mark.makary@tutorperini.com

Overall Contract Scope of Work

Notice to proceed date : January 24th, 2020

PROJECTED END DATE : October 18th, 2024

- Overall contract scope of work: New courthouse building, 24 stories high. Scope consists of site work, building shell, building envelope, interiors, furniture, fixtures and equipment, mechanical systems, life safety systems, electrical systems, security, and access control.
- Building shell completed including aluminum/glass curtain wall. Roofing completed. Final coat of colored stucco still pending. Interior fit out in progress up to the upper levels. Mechanical, electrical and life safety systems in progress. Service elevators in operation. Exterior hoists and cranes removed. Site work to be started.
- The SBE Goal for this project is 13.11% SBE-Construction category only.



PROJECT INFORMATION TO-DATE

Total dollar value of all awarded GMP's (Award Amount): \$262,767,000.00	Total dollar value of Cost of Work: \$174,566,214.00	Total dollar value contracted or committed to SBE's to-date (all GMP's): \$36,986,810.89
Total dollar value of payment received by Tutor Perini Corporation (Paid Amount) : \$226,263,310.38	Total number of GMP's: 13	Total number of SBE's contracted or committed to date (all GMP's): 9
Total percentage contracted all SBE's to-date: 21.19%		
(Total dollar value contracted to SBE's divided by total dollar value cost of work equals SBE percentage)		

SBE BREAKOUT TO DATE

Total \$ contracted SBE-C's	Total % contracted SBE-C's	Total \$ paid-to-date SBE-C's	Total % paid-to-date of the commitment to SBE-C's
\$ 36,986,810.89	21.19%	\$33,254,197.49	89.91%

Total \$ contracted SBE-G/S	Total % contracted SBE-G/S	Total \$ paid-to-date SBE-G/S	Total % paid-to-date SBE-G/S
N/A	N/A	N/A	N/A

Total \$ contracted Mentor Protégé	Total % contracted Mentor Protégé	Total \$ paid-to-date Mentor Protégé	Total % paid-to-date Mentor Protégé
N/A	N/A	N/A	N/A

SBE – CONSTRUCTION BREAKDOWN

Subcontractor	Project	Original Contract Amount with Change Order	Amount Paid to Date	Demographic Data
Titan Construction Group, Inc.	RFP-00953	\$1,362,112.75	\$1,362,112.75	African American
Trojan Builders Inc.	RFP-00953	\$14,600,000.00	\$12,872,433.33	Caucasian
TRU-PROOF INC. (Installation labor sub-sub)	RFP-00953	\$3,732,489.62	\$3,732,489.62	Hispanic
Low Voltage Systems, Inc.	RFP-00953	\$5,236,366.31	\$4,172,731.88	Hispanic
Jorin Construction Mgmt (Installation labor sub-sub)	RFP-00953	\$4,664,279.04	\$4,664,279.04	Hispanic
John Bell Construction	RFP-00953	\$4,342,743.54	\$4,133,369.30	Hispanic
Hodges Erectors	RFP-00953	\$701,423.44	\$630,437.36	Hispanic
Commercial Interior	RFP-00953	\$2,334,396.19	\$1,673,344.21	Woman
R&G Engineering	RFP-00953	\$13,000.00	\$13,000.00	Hispanic
Total \$ contracted SBE-C's	Total % contracted SBE-C's	Total \$ paid-to-date SBE-C's	Total % paid-to-date of the commitment to SBE-C's	
\$36,986,810.89	21.19%	\$33,254,197.49	89.91%	

6 Hispanic-owned (67% of SBE-C) \$17,346,307.20	1 African-American owned (11% of SBE-C) \$1,362,112.75	1 Caucasian owned (11% of SBE-C) \$12,872,433.33	1 Woman owned (11% of SBE-C) \$1,673,344.21
--	---	---	--

- TOTAL NUMBER OF FIRMS: 9

SBE – CONSTRUCTION DEMOGRAPHIC DATA AMOUNTS PAID

ISSUE/CONCERN WITH SBES/SBE PROGRAM

- NONE

THANK YOU



MSC Cruise Terminal
(Fincantieri Infrastructure Florida)

FINCANTIERI INFRASTRUCTURE FLORIDA, INC.

PROJECT NAME : MSC CRUISE TERMINAL

PROJECT NO: 2017-001.01

CM SBE-C Advisory Board Update SEPTEMBER 2024



Compliance Team

Roberto Curcuruto
roberto.curcuruto@fl.fcinfrastructure.com

Dawn Ahomed
dawn.ahomed@fl.fcinfrastructure.com

Deborah Ductant
deborah.ductant@fl.fcinfrastructure.com

CONTRACT SCOPE OF WORK

NOTICE TO PROCEED DATE : 09/01/2021
END DATE : 12/2024

As noted in the Project Worksheet, the project is comprised of:

A design-build project for a shared multi-vessel cruise terminal and parking garage complex to service three (3) cruise vessels simultaneously with a total capacity of up to 18,000 cruise passengers. The Project will also include the development of two new cruise berths (Berths 8 and 9) consisting of a new bulkhead wall system, mooring and wind bollards, fenders, supporting runways for four passenger boarding bridges, provisioning facilities to support Berths 8 and 9, and other site and waterside improvements and connection to PortMiami roadways.



Contract Goals:

SBE-A/E
14%

SBE-C
10.01%

SBE-G/S
2.2%

PROJECT INFORMATION TO-DATE

<p>Total value of all awarded Guarantee Maximum Price ("GMP") (Award Amount):</p> <p>Design-Build contract: €171,747,139.97 (SoG contract not eligible for SBE)</p>	<p>Total dollar value of Cost of Work:</p> <p>\$193,069,413</p>	<p>Total dollar value contracted to SBE's to date (all GMP's):</p> <p>\$47,720,473.22 (includes SBE G/S and SBE C)</p>
<p>Total value of payment received by Fincantieri:</p> <p>€134,529,364.15 (excludes SoG Values and change orders to DB)</p>	<p>Total number of GMP's (To Lump Sump):</p> <p>-</p>	<p>Total number of SBE's contracted to date:</p> <p>7</p>
<p>Total percentage contracted all SBE's to-date: 24.72% (Total dollar value contracted to SBE's divided by total dollar value cost of work equals SBE percentage)</p>		

SBE BREAKOUT TO-DATE

Total \$ contracted SBE-C's	Total % contracted SBE-C's	Total \$ paid-to-date SBE-C's	Total % paid-to-date SBE-C's
\$32,349,797.78	16.76%	\$28,694,493.68	88.70%
Total \$ contracted SBE-Services	Total % contracted SBE-Services	Total \$ paid-to-date SBE-Services	Total % paid-to-date SBE-Services
\$15,370,675.44	7.96%	\$12,367,981.99	80.46%

SBE-CONSTRUCTION BREAKDOWN

Subcontractor	Project	Contract Amount (with Change Orders)	Amount Paid to Date
Atlantic Coast Drilling, Inc. <small>*Hispanic-Male Owned Firm</small>	2017.001.01	\$507,205.00	\$507,205.02
Buildings-Bridges-Roadway-Group, LLC <small>*Hispanic-Male Owned Firm</small>	2017.001.01	\$600,000.00	\$414,214.70
Trojan Builders, Inc. <small>*Caucasian-Male Owned Firm</small>	2017.001.01	\$3,110,376.57	\$2,957,100.70
Quality Construction Performance, Inc. <small>*Hispanic-Male Owned Firm</small>	2017.001.01	\$21,456,576.74	\$18,374,563.15
The Structure Group, LLC <small>* Woman Owned Firm</small>	2017.001.01	\$6,675,639.47	\$6,441,410.13

Total \$ Contracted SBE-CON	Total % contracted SBE-CON
\$32,349,797.78	16.76%

Total \$ paid to date SBE-CON	Total % paid to date SBE-CON
\$28,694,493.68	88.70%

SBE-CONSTRUCTION DEMOGRAPHIC DATA

TOTAL NUMBER OF FIRMS: #5

#4 Hispanic-owned
(89.69%
or
\$25,737,392.98
of SBE-CON)

#0 African-American owned
(0% OF SBE-CON)

#1 Caucasian owned
(10.31%
or
\$2,957,100.70
OF SBE-CON)

#1 Woman-owned
(22.45%
or
\$6,441,410.13
OF SBE-CON)

This woman firm is also Hispanic and is counted twice.

SBE-GOODS AND SERVICES BREAKDOWN

Subcontractor	Project	Contract Amount (with Change Orders)	Amount Paid to Date
Tom Graboski Associates, Inc. *Caucasian-Male Owned Firm	2017.001.01	\$335,500.00	\$243,665.00
Paradise Awnings Corporation *Hispanic-Male Owned Firm	2017.001.01	\$ 15,035,175.44	\$12,124,316.99

Total \$ Contracted SBE-SERVICES	Total % contracted SBE-SERVICES
\$15,370,675.44	7.96%

Total \$ paid to date SBE-SERVICES	Total % paid to date SBE-SERVICES
\$12,367,981.99	80.46%

SBE-GOODS & SERVICES DEMOGRAPHIC DATA

TOTAL NUMBER OF FIRMS: #2

#1 Hispanic-owned
(98.03%
or
\$12,124,316.99
of SBE-G&S)

#0 African-American owned
(0% of SBE-G&S)

#1 Caucasian owned
(1.97% or \$243,665.00
of SBE-G&S)

#0 Woman-owned
(0% of SBE-G&S)

DEMOGRAPHIC DATA SBE #7

SBE FIRMS=TOTAL

Total Dollars Contract: \$47,720,473.22

#5-Hispanic-Owned

(92.78% or \$44,274,596.65 of SBE-CON and G&S)

#0-African-American-Owned

(0% or \$0 of SBE-CON and G&S)

#2-Caucasian-Owned

(7.22% or \$3,445,876.57 of SBE-CON and G&S)

#0-Asian-Owned

(0% of SBE-CON and G&S)

#1-Woman-Owned

(13.99% or \$6,675,639.47 of SBE-CON and G&S)

The woman firm is also Hispanic Owned and counted twice

ISSUE/CONCERN WITH SBEs/SBE PROGRAM

- None

THANK YOU

DTC East Tower Vertical Expansion
(SKANSKA)

JACKSON HEALTH SYSTEM ED EXPANSION AND RENOVATION - PROJECT NO. & DTC EAST TOWER VERTICAL EXPANSION (SHELL) 4114973 & 4114974

**CM SBE-C Advisory Board Update
September 2024**

Project Team

Vincent Collins, III – Senior Project Manager
954.605.7688

Vincent.Collins@skanska.com

Curtis Kegler – Diversity Specialist
786.459.5138

Curtis.Kegler@skanska.com

Carlos Sanango – Project Manager (DTC)
954.218.6101

Carlos.SanangoDutan@skanska.com

Eduardo Pollo – Project Manager (ED EXP)
954.529.0362

Eduardo.Pollo@skanska.com

Frank Longo – VP Project Executive
904.237.0807

Frank.Longo@skanska.com

Robert Tyler – President (IGWT)
786.344.7469

rt Tyler@igwtconstructioninc.us



**DTC EAST TOWER VERTICAL EXPANSION
OVERALL CONTRACT SCOPE OF WORK
NOTICE TO PROCEED DATE: 05.08.2023
DTC END DATE: OCTOBER 2024**

- **Design Assist:** Preconstruction (CIP Concrete, Mechanical HVAC, Exterior Glazing, Precast, Electrical, and Fire Protection)
- **GMP 1:** Enabling Scopes (Site Prep, Structure, Envelope, MEP)
- **GMP 2:** Roofing, Doors/Hardware, Painting and Wallcoverings,
- **GMP 3:** Building Envelope and Finish Trade Scopes

**ED EXPANSION & RENOVATION –
OVERALL CONTRACT SCOPE OF WORK
NOTICE TO PROCEED DATE: 05.08.2023
PROJECT END: JANUARY 2027**

- **Design Assist:** Preconstruction (CIP Concrete, Mechanical HVAC, Exterior Glazing, Precast, Electrical, and Fire Protection)
- **GMP 1:** Enabling Scope (Utility Demolition, Selective Demolition, metal framing and drywall)
- **GMP 2:** Building Structure and Envelope; Sitework and Underground Utilities
- **GMP 3:** Interior Finishes and miscellaneous specialties
- **GMP 4:** EIFS & Exterior Wall framing Doors/Hardware, Expansion Joint, Casework
- **GMP 5:** Electrical Systems
- **GMP 6:** Interior Finishes, Hardscapes, and Landscape

Contract Goals:

Mentorship
6.31%

SBE-C
32.77%

SBE-G/S
0.25%

PROJECT INFORMATION TO-DATE

<p>Total dollar value of all awarded GMP's (Award Amount):</p> <p>\$149,414,268</p>	<p>Total dollar value of Cost of Work:</p> <p>\$134,349,445</p>	<p>Total dollar value contracted to SBE's to- date (all GMP's):</p> <p>\$28,545,064</p>
<p>Total dollar value of payment received by Jackson (Paid Amount) :</p> <p>\$23,119,902.98</p>	<p>Total number of GMP's:</p> <p>9</p>	<p>Total number of SBE's contracted to date (all GMP's):</p> <p>23</p>
<p>Total percentage contracted all SBE's to-date: 21% (Total dollar value contracted to SBE's divided by total dollar value cost of work equals SBE percentage)</p>		

SBE BREAKOUT TO-DATE

Total \$ contracted SBE-C's \$28,545,064	Total % contracted SBE-C's 21%	Total \$ paid-to-date SBE-C's \$7,239,515	Total % paid-to-date SBE-C's 25%
Total \$ contracted SBE-G/S \$35,616	Total % contracted SBE-G/S 0.026%	Total \$ paid-to-date SBE-G/S \$5,715	Total % paid-to-date SBE-G/S 16%

SBE-CONSTRUCTION BREAKDOWN (LIST ALL FIRMS)

Firm	Tier	Project	Contract Amount	Paid to date	Diversity Data
C&I Construction and Design Inc	1 st	DTC Vertical Expansion	\$ 1,181,736	\$ 971,892	Hispanic American/Male
C&I Construction and Design Inc	1 st	ED Expansion & Renovation	\$ 536,264	\$ 315,305	Hispanic American/Male
C&I Construction and Design Inc	1 st	ED Expansion & Renovation	\$ 795,169	\$ 240,790	Hispanic American/Male
ECCS Florida LLC	1 st	DTC Vertical Expansion	\$ 887,905	\$ 461,742	Hispanic American/Male
Florida Power Quality Solutions Inc.	1 st	ED Expansion & Renovation	\$ 763,350	\$ 568,686	Hispanic American/Male
Gomez & Son Fencing Corp.	1 st	ED Expansion & Renovation	\$ 126,593	\$ 103,142	Hispanic American/Woman
HDZ Builders, Inc	1 st	DTC Vertical Expansion	\$ 428,916	\$ 202,267	Hispanic American/Male
HDZ Builders, Inc	1 st	ED Expansion & Renovation	\$ 161,286	\$ 143,468	Hispanic American/Male
Imperial Flooring Solutions	1 st	DTC Vertical Expansion	\$ 61,559	\$ 23,095	Hispanic American/Woman
Imperial Flooring Solutions	1 st	ED Expansion & Renovation	\$ 40,661	\$ 40,661	Hispanic American/Woman
JJAS Door Installations, Inc	1 st	ED Expansion & Renovation	\$ 64,468	\$ 33,638	Hispanic American/Woman
MAG Construction, Inc. dba The Plumbers	1 st	DTC Vertical Expansion	\$ 272,467	\$ 243,675	Hispanic American/Male
Merrick Industrial Management Corporation	1 st	DTC Vertical Expansion	\$ 1,131,893	\$ 893,744	Caucasian/Male
Massu Infrastructure Coatings LLC	1 st	ED Expansion & Renovation	\$ 44,059	\$ 26,846	Hispanic American/Male
Onair, Inc.	1 st	ED Expansion & Renovation	\$ 169,379	\$ 123,473	Hispanic American/Male
RCR Plumbing Services, Inc.	1 st	ED Expansion & Renovation	\$ 204,750	\$ 188,423	Hispanic American/Male

SBE-CONSTRUCTION BREAKDOWN (LIST ALL FIRMS)

Firm	Tier	Project	Contract Amount	Paid to date	Diversity Data
Trade Solutions, LLC dba Pronto Construction Developers	1 st	ED Expansion & Renovation	\$ 2,074,345	\$ 1,900,043	Hispanic American/Woman
Trade Solutions, LLC dba Pronto Construction Developers	1 st	ED Expansion & Renovation	\$ 1,372,969	\$ 123,468	Hispanic American/Woman
World of Frameless Glass, Inc	1 st	ED Expansion & Renovation	\$ 50,740	\$ 50,740	Hispanic American/Male
A-1 All Florida Painting Inc	1 st	DTC Vertical Expansion	\$ 89,418	\$ 2,508	Hispanic American/Male
Paradise Awnings Corporation	1 st	DTC Vertical Expansion	\$ 553,183	\$ 114,636	Hispanic American/Male
Bowhead Construction LLC	1 st	ED Expansion & Renovation	\$ 1,888,291	\$ 0	Hispanic American/Male
Integ Miami LLC	1 st	ED Expansion & Renovation	\$ 3,174,939	\$ 0	Hispanic American /Male
RCR Plumbing Services, Inc.	1 st	ED Expansion & Renovation	\$ 5,562,049	\$ 415,652	Hispanic American/Male
EM&G Firestopping & Life Safety	1 st	DTC Vertical Expansion	\$ 55,336	\$ 51,619	Hispanic American/Male
ECCS Florida LLC	1 st	ED Expansion & Renovation	\$ 4,558,391	\$ 0	Hispanic American/Male
HDZ Builders	1 st	ED Expansion & Renovation	\$ 250,000	\$ 0	Hispanic American/Male
Supreme Ceiling & Interior	1 st	ED Expansion & Renovation	\$ 2,016,141	\$ 0	African American/Male

SBE-CONSTRUCTION BREAKDOWN (LIST ALL FIRMS)

SBE-CONSTRUCTION DEMOGRAPHIC DATA TOTAL NUMBER OF FIRMS: 22

20 Hispanic owned
SBE-C Firms
(88% or \$25,368,229)

1 African-American owned
SBE-C Firms
(7% or \$2,016,141)

1 Caucasian-owned
SBE-C Firm
(3.97% or \$1,131,893)

4 Woman-owned
SBE-C Firms
(13% or \$3,740,595)

SBE-GOODS & SERVICES BREAKDOWN (LIST ALL FIRMS)

Firm	Tier	Scope of Work	Contract Amount	Paid to date	Diversity Data
Multicorp Marketing dba Exclamarketing	1 st	Signage	\$ 6,016.00	\$ 5,715.20	Hispanic American/Female
Integrity Janitorial Services	1 st	Final Clean	\$ 28,800	\$ 0	African American

SBE-GOODS & SERVICES DEMOGRAPHIC DATA TOTAL NUMBER OF FIRMS: 1

1 Hispanic-owned
(19% or \$6,016.00)

1 African-American owned
(81% or \$28,800)

0 Caucasian owned
(0% of SBE-G&S)

1 Woman-owned
(100% or \$6,016.00)

SBE-MENTOR PROTÉGÉ BREAKDOWN

Firm	Project	Contract Amount	Paid to date	Diversity Data
IGWT	ED Expansion & Renovation	\$499,999.99	\$338,946	African American/Male
IGWT	DTC Vertical Expansion	\$305,059.99	\$104,871	African American/Male
IGWT	Preconstruction	\$30,000.00	\$29,993	African American/Male

Total amount contracted Mentor Protégé	Total percentage contracted to Mentor Protégé	Total dollars paid to Mentor Protégé	Total percentage paid to Mentor Protégé
\$835,059	6.33%	\$473,977	56 %

THANK YOU

**S-889 CD 2.15(1) Plant 2 Cluster 1
Digester Upgrades**

**S-897 SDWWTP Digester & Control BLD S-
909 CDWWTP Plant 2 Cluster 2 Digester**

**DB18-WASD-02 Design build Thickening
Sludge (Poole & Kent Company of Florida)**

MIAMI-DADE WATER AND SEWER DEPARTMENT
CD 2.15(1) PLANT 2 CLUSTER 1 DIGESTER UPGRADES
CONTRACT S-889

Project Team

Brian MacClugage
Executive Vice President
305-325-1930
brianm@pkflorida.com

Wendy Campbell
Vice President of Project Administration &
Marketing
305-325-1930
wendyc@pkflorida.com

Oscar Galindo
Project Manager
305-325-1930
oscarg@pkflorida.com

SBE-Construction Advisory Board Update

June 1, 2024 – July 31, 2024

OVERALL CONTRACT SCOPE OF WORK

The overall scope of this Consent Decree project at Central District WWTP includes, but is not limited to, the replacement of all existing equipment, valves, piping; and appurtenances; electrical panels, conduits, cables, and lighting; instrumentation and controls; building mechanical; doors, windows and louvers within the digester Control Building and inside Digester Tank Nos. 1, 2, and 4; new digester covers for Digester Tank Nos. 1,2, and 4; new valve vault for Digester Cluster 1, replacement of all digester header yard piping beyond the valve vault which connects the Plant 2 Digester Clusters (including sanitary, hot water supply, hot water return, thickened sludge, and digester gas yard piping beyond valve vault); extension of the existing Electrical Room at the Control Building; structural repairs to and recoating of Control Building and Digester Tank Nos. 1, 2, and 4; and demolition of existing electrical substation buildings in order to construct two new electrical substation buildings.

- NOTICE TO PROCEED DATE: 10/31/2016
- END DATE: 06/18/2021

Contract Goals:

SBE-C
10.10%

SBE-G/S
1.80%

PROJECT INFORMATION TO-DATE

<p>Award Amount, including CO #2:</p> <p>\$26,411,043.21</p>	<p>Total dollar value contracted to SBE-C to-date:</p> <p>\$2,836,560.98</p>	<p>Total dollar value contracted to SBE-G to-date:</p> <p>\$746,018.76</p>
<p>Total dollar value of payment received by Miami-Dade County (Paid Amount) :</p> <p>\$23,932,355.26</p>	<p>Total number of SBE-C contracted to-date:</p> <p>2</p>	<p>Total number of SBE-G contracted to-date:</p> <p>1</p>

Total percentage contracted all SBEs to-date: **13.56%**
 (Total dollar value contracted to SBE's divided by total dollar value cost of work equals SBE percentage)

SBE BREAKOUT TO-DATE

Total \$ contracted SBE-C firms	Total % contracted SBE-C firms	Total \$ paid-to-date SBE-C firms	Total % paid-to-date SBE-C firms
\$2,836,560.98	10.74%	\$2,836,560.98	10.74%
Total \$ contracted SBE-G firms	Total % contracted SBE-G firms	Total \$ paid-to-date SBE-G firms	Total % paid-to-date SBE-G firms
\$746,018.76	2.82%	\$746,018.76	2.82%

SBE-CONSTRUCTION BREAKDOWN

Subcontractor	Project	Original Contract Amount with Change Order	Amount Paid to Date	Demographic Data
Mar's Contractors, Inc.	S-889	\$2,259,127.89 (8.55%)	\$2,259,127.89 (8.55%)	African American / Female
Sunshine State Air Conditioning	S-889	\$577,433.09 (2.19%)	\$577,433.09 (2.19%)	Hispanic / Male

Total \$ contracted SBE-C's	Total % contracted SBE-C's	Total \$ paid-to-date SBE-C's	Total % paid-to-date SBE-C's
\$2,836,560.98	10.74%	\$2,836,560.98	10.74%

SBE-CONSTRUCTION DEMOGRAPHIC DATA

TOTAL NUMBER OF FIRMS: 2

1 Hispanic-owned
(2.19% of SBE-C)
\$577,433.09

1 African American-owned
(8.55% of SBE-C)
\$2,259,127.89

0 Caucasian-owned
(0% of SBE-C)

1 Woman-owned
(8.55% of SBE-C)
\$2,259,127.89

SBE-GOODS BREAKDOWN

Subcontractor	Project	Original Contract Amount with Change Order	Amount Paid to Date	Demographic Data
Corcel Corp.	S-889	\$746,018.76 (2.82%)	\$746,018.76 (2.82%)	Hispanic / Male

Total \$ contracted SBE-G	Total % contracted SBE-G
\$746,018.76	2.82%

Total \$ paid-to-date SBE-G	Total % paid-to-date SBE-G
\$746,018.76	2.82%

SBE-GOODS DEMOGRAPHIC DATA

TOTAL NUMBER OF FIRMS: 1

1 Hispanic-owned
(2.82% of SBE-G&S)
\$746,018.76

0 African American-owned
(0% of SBE-G&S)

0 Caucasian-owned
(0% of SBE-G&S)

0 Woman-owned
(0% of SBE-G&S)

ISSUE/CONCERN WITH SBEs/SBE PROGRAM

- None at this time.

Thank You!

**MIAMI-DADE WATER AND SEWER DEPARTMENT
CD 1.07 SDWWTP DIGESTERS & CONTROL BUILDING
UPGRADES, ACID PHASE AND SUBSTATION 7 & 8
CONTRACT S-897**

SBE-Construction Advisory Board Update
June 1, 2024 – July 31, 2024

Project Team

Brian MacClugage
Executive Vice President
305-325-1930
brianm@pkflorida.com

Wendy Campbell
Vice President of Project Administration &
Marketing
305-325-1930
wendyc@pkflorida.com

Kevin Smith
Vice President
305-325-1930
kevins@pkflorida.com

OVERALL CONTRACT SCOPE OF WORK

The overall scope of this Consent Decree project at South District WWTP includes, but is not limited to, the complete rehabilitation and repair of Clusters 1 and 2 including replacement of all existing equipment, valves, piping and appurtenances, electrical panels, conduits, cables, lighting, instrumentation and controls, building mechanical, architectural doors, windows, and louvers within Clusters 1 and 2 Control Building and inside Digester Tank Nos. 1 through 8; new digester floating covers for Digester Tank Nos. 1 through 8; extension of the existing Electrical Room at Clusters 1 and 2 Control Building; structural repairs to and recoating of Control Building and Digester Tank Nos. 1 through 8; new hot water piping loop from existing Cogeneration building to Clusters 1, 2, 3 and new hot water supply system within the existing Cogeneration Building; new digester gas flares, new digester gas, thickened sludge, digested sludge, utility water, potable water, and cooling water supply/return yard piping, valves, vaults, and appurtenances between the existing Sludge Concentrators, Digesters Clusters 1, 2, 3, and Cogeneration Buildings; including demolition of existing yard piping, valves, and appurtenances and support and relocation of existing utilities; demolition of all electrical equipment inside existing Substation No. 7 and 8 Building; the construction of a new Substations No. 7 and No. 8 Building, including related site civil, architectural, structural, building mechanical, electrical, and instrumentation and controls; new electrical and instrumentation and control ductbanks conduit and cabling between new and existing facilities. This project includes construction of a new Acid Phase digester complex. This includes the construction of four (4) digester tanks, a control building, and an electrical building, including related site civil, architectural and structural, process mechanical systems, building mechanical, electrical and instrumentation and controls, painting and protective coatings; gas piping; new yard piping valves, vaults, and appurtenances to the Acid Phase Digester Complex, and support and relocation of existing utilities.

- NOTICE TO PROCEED DATE:
08/08/2018
- END DATE: 01/08/2024

Contract Goals:

SBE-C
10.24%

SBE-G/S
0.86%

PROJECT INFORMATION TO-DATE

<p>Award Amount:</p> <p>\$93,361,000.00</p>	<p>Total dollar value contracted to SBE-C to-date:</p> <p>\$9,663,946.00</p>	<p>Total dollar value contracted to SBE-G to-date:</p> <p>\$907,906.68</p>
<p>Total dollar value of payment received by Miami-Dade County (Paid Amount) :</p> <p>\$79,317,627.58</p>	<p>Total number of SBE-C contracted to-date:</p> <p>1</p>	<p>Total number of SBE-G contracted to-date:</p> <p>1</p>

Total percentage contracted all SBE's to-date: **11.32%**
(Total dollar value contracted to SBE's divided by total dollar value cost of work equals SBE percentage)

SBE BREAKOUT TO-DATE

Total \$ contracted SBE-C firms	Total % contracted SBE-C firms	Total \$ paid-to-date SBE-C firms	Total % paid-to-date SBE-C firms
\$9,663,946.00	10.35%	\$9,663,946.00	10.35%
Total \$ contracted SBE-G firms	Total % contracted SBE-G firms	Total \$ paid-to-date SBE-G firms	Total % paid-to-date SBE-G firms
\$907,906.68	0.97%	\$907,906.68	0.97%

SBE-CONSTRUCTION BREAKDOWN

Subcontractor	Project	Original Contract Amount with Change Order	Amount Paid to Date	Demographic Data
Eli's Mechanical Corp.	S-897	\$9,663,946.00 (10.35%)	\$9,663,946.00 (10.35%)	Hispanic / Male

Total \$ contracted SBE-C	Total % contracted SBE-C	Total \$ paid-to-date SBE-C	Total % paid-to-date SBE-C
\$9,663,946.00	10.35%	\$9,663,946.00	10.35%

SBE-CONSTRUCTION DEMOGRAPHIC DATA

TOTAL NUMBER OF FIRMS: 1

1 Hispanic-owned
(10.35% of SBE-C)
\$9,663,946.00

0 African-American owned
(0% of SBE-C)

0 Caucasian owned
(0% of SBE-C)

0 Woman-owned
(0% of SBE-C)

SBE-GOODS BREAKDOWN

Subcontractor	Project	Original Contract Amount with Change Order	Amount Paid to Date	Demographic Data
Corcel Corp.	S-897	\$907,906.68 (0.97%)	\$907,906.68 (0.97%)	Hispanic / Male

Total \$ contracted
SBE-Gs

\$907,906.68

Total % contracted
SBE-Gs

0.97%

Total \$ paid-to-date
SBE-Gs

\$907,906.68

Total % paid-to-date
SBE-Gs

0.97%

SBE-GOODS DEMOGRAPHIC DATA

TOTAL NUMBER OF FIRMS: 1

1 Hispanic-owned
(0.97% of SBE-G&S)
\$907,906.68

0 African-American owned
(0% of SBE-G&S)

0 Caucasian owned
(0% of SBE-G&S)

0 Woman-owned
(0% of SBE-G&S)

ISSUE/CONCERN WITH SBEs/SBE PROGRAM

- None at this time

Thank You!

MIAMI-DADE WATER AND SEWER DEPARTMENT
CD 2.15(2) PLANT 2 CLUSTER 2 DIGESTER UPGRADES
CONTRACT S-909

Project Team

Brian MacClugage
Executive Vice President
305-325-1930
brianm@pkflorida.com

Wendy Campbell
Vice President of Project Administration &
Marketing
305-325-1930
wendyc@pkflorida.com

Oscar Galindo
Project Manager
305-325-1930
oscarg@pkflorida.com

SBE-Construction Advisory Board Update

June 1, 2024 – July 31, 2024

OVERALL CONTRACT SCOPE OF WORK

The overall scope of this Consent Decree project at Central District WWTP includes, but is not limited to, the replacement of all existing equipment, valves, piping; and appurtenances; electrical panels, conduits, cables, and lighting; instrumentation and controls; building mechanical; and architectural doors, windows, and louvers within the Digester Cluster Control Building No. 2 and inside Digester Tank Nos. 5, 6, 7, and 8; new digester covers for Digester Tank Nos. 5, 6, 7, and 8; new valve vault for Digester Cluster 2, replacement of all digester header yard piping beyond the valve vault which connects the Plant 2 Digester Clusters (including sanitary, hot water supply, hot water return, thickened sludge, and digester gas yard piping beyond valve vault); extension of the existing Electrical Room at the Control Building; structural repairs to and recoating of Control Building and Digester Tank Nos. 5, 6, 7, and 8.

- NOTICE TO PROCEED DATE: 07/10/2018
- END DATE: 07/23/2022

Contract Goals:

SBE-C
10.43%

SBE-G/S
2.71%

PROJECT INFORMATION TO-DATE

<p>Award Amount:</p> <p>\$29,227,440.00</p>	<p>Total dollar value contracted to SBE-C to-date:</p> <p>\$4,263,347.20</p>	<p>Total dollar value contracted to SBE-G to-date:</p> <p>\$954,978.52</p>
<p>Total dollar value of payment received by Miami-Dade County (Paid Amount) :</p> <p>\$26,957,753.69</p>	<p>Total number of SBE-C contracted to-date:</p> <p>3</p>	<p>Total number of SBE-G contracted to-date:</p> <p>1</p>

Total percentage contracted all SBE's to-date: **17.85%**
 (Total dollar value contracted to SBE's divided by total dollar value cost of work equals SBE percentage)

SBE BREAKOUT TO-DATE

Total \$ contracted SBE-C firms	Total % contracted SBE-C firms	Total \$ paid-to-date SBE-C firms	Total % paid-to-date SBE-C firms
\$4,263,347.20	14.59%	\$4,000,250.25	13.69%

Total \$ contracted SBE-G firms	Total % contracted SBE-G firms	Total \$ paid-to-date SBE-G firms	Total % paid-to-date SBE-G firms
\$954,978.52	3.27%	\$898,608.40	3.07%

SBE-CONSTRUCTION BREAKDOWN

Subcontractor	Project	Original Contract Amount with Change Order	Amount Paid to Date	Demographic Data
Eli's Mechanical Corp.	S-909	\$3,096,019 (10.59%)	\$2,881,084 (9.86%)	Hispanic / Male
Sunshine State Air Conditioning	S-909	\$459,200 (1.57%)	\$459,200 (1.57%)	Hispanic / Male
Transamerica Construction Company	S-909	\$708,128.20 (2.42%)	\$659,966.25 (2.26%)	Hispanic / Male

Total \$ contracted SBE-C	Total % contracted SBE-C	Total \$ paid-to-date SBE-C	Total % paid-to-date SBE-C
\$4,263,347.20	14.59%	\$4,000,250.25	13.69%

SBE-CONSTRUCTION DEMOGRAPHIC DATA

TOTAL NUMBER OF FIRMS: 3

3 Hispanic-owned
(14.59% of SBE-C)
\$4,263,347.20

0 African-American owned
(0% of SBE-C)

0 Caucasian owned
(0% of SBE-C)

0 Woman-owned
(0% of SBE-C)

SBE-GOODS BREAKDOWN

Subcontractor	Project	Original Contract Amount with Change Order	Amount Paid to Date	Demographic Data
Corcel Corp.	S-909	\$954,978.52 (3.27%)	\$898,608.40 (3.07%)	Hispanic / Male

Total \$ contracted
SBE-Gs

\$954,978.52

Total % contracted
SBE-Gs

3.27%

Total \$ paid-to-date
SBE-Gs

\$898,608.40

Total % paid-to-date
SBE-Gs

3.07%

SBE-GOODS DEMOGRAPHIC DATA

TOTAL NUMBER OF FIRMS: 1

1 Hispanic-owned
(3.27% of SBE-G&S)
\$954,978.52

0 African-American owned
(0% of SBE-G&S)

0 Caucasian owned
(0% of SBE-G&S)

0 Woman-owned
(0% of SBE-G&S)

ISSUE/CONCERN WITH SBEs/SBE PROGRAM

- None at this time.

Thank you!

**MIAMI-DADE WATER AND SEWER DEPARTMENT
DESIGN-BUILD SERVICES FOR THE CONSTRUCTION OF
SOUTH DISTRICT WWTP AND CENTRAL DISTRICT WWTP
SLUDGE THICKENING & DEWATERING BUILDINGS
CONTRACT S-884 & S-888**

**SBE-Construction Advisory Board Update
June 1, 2024 – July 31, 2024**

Project Team

Brian MacClugage
Executive Vice President
305-325-1930
brianm@pkflorida.com

Wendy Campbell
Vice President of Project Administration &
Marketing
305-325-1930
wendyc@pkflorida.com

Kevin Smith
Vice President
305-325-1930
kevins@pkflorida.com



OVERALL CONTRACT SCOPE OF WORK

The overall scope of this Consent Decree project is to provide all resources and professional services to perform the planning, engineering design, coordination with Water and Sewer Operations, permitting, construction, furnishing of all materials, fabrication and installation, labor and equipment necessary for the construction of all civil/site, process mechanical, architectural, structural, electrical, instrumentation, plumbing, Heat Ventilation Air Conditioning (HVAC), fire protection, odor control components and all other necessary components to facilitate successful design, construction and commissioning of the new Sludge Thickening and Dewatering Building located at South District WWTP and the new Dewatering/Thickening Facilities located at Central District WWTP.

- NOTICE TO PROCEED DATE: 07/06/2020
- END DATE: 07/10/2024

Contract Goals:

SBE-C
9.43%

SBE-G
2.00%

PROJECT INFORMATION TO-DATE

<p>Award Amount:</p> <p>\$209,505,510 (Design - \$19,134,415 / Construction - \$190,371,095)</p>	<p>Total dollar value contracted to SBE-C to-date:</p> <p>\$20,922,077.24</p>	<p>Total dollar value contracted to SBE-G to-date:</p> <p>\$4,152,416.83</p>
<p>Total dollar value of payment received by Miami-Dade County (Paid Amount) :</p> <p>\$185,819,511.62</p>	<p>Total number of SBE-C contracted to-date:</p> <p>4</p>	<p>Total number of SBE-G contracted to-date:</p> <p>2</p>
<p>Total percentage contracted all SBEs to-date: 13.17% (Total dollar value contracted to SBE's divided by total dollar value cost of work equals SBE percentage)</p>		

SBE BREAKOUT TO-DATE

Total \$ contracted SBE-C firms	Total % contracted SBE-C firms	Total \$ paid-to-date SBE-C firms	Total % paid-to-date SBE-C firms
\$20,922,077.24	10.99%	\$19,368,218.28	10.17%

Total \$ contracted SBE-G firms	Total % contracted SBE-G firms	Total \$ paid-to-date SBE-G firms	Total % paid-to-date SBE-G firms
\$4,152,416.83	2.18%	\$4,027,209.31	2.12%

SBE-CONSTRUCTION BREAKDOWN

Subcontractor	Project	Original Contract Amount with Change Order	Amount Paid to Date	Demographic Data
Eli's Mechanical Corp.	S-884 / S-888	\$7,204,850.50 (3.78%)	\$6,722,948.83 (3.53%)	Hispanic / Male
Dodec, Inc.	S-884 / S-888	\$6,555,496.00 (3.44%)	\$5,818,268.00 (3.06%)	African American / Male
Mar's Contractors, Inc.	S-884 / S-888	\$1,778,248.74 (0.93%)	\$1,678,866.30 (0.88%)	African American / Female
Sunshine State Air Conditioning	S-884 / S-888	\$5,383,482.00 (2.83%)	\$5,148,115.15 (2.70%)	Hispanic / Male

Total \$ contracted SBE-C	Total % contracted SBE-C	Total \$ paid-to-date SBE-C	Total % paid-to-date SBE-C
\$20,922,077.24	10.99%	\$19,368,218.28	10.17%

SBE-CONSTRUCTION DEMOGRAPHIC DATA

TOTAL NUMBER OF FIRMS: 4

2 Hispanic-owned
(6.61% of SBE-C)
\$12,588,332.50

2 African American-owned
(4.38% of SBE-C)
\$8,333,744.74

0 Caucasian-owned
(0% of SBE-C)

1 Woman-owned
(0.93% of SBE-C)
\$1,778,248.74

SBE-GOODS BREAKDOWN

Subcontractor	Project	Original Contract Amount with Change Order	Amount Paid to Date	Demographic Data
Corcel Corp.	S-884 / S-888	\$3,077,260.51 (1.62%)	\$2,923,130.50 (1.54%)	Hispanic / Male
Lehman Pipe and Supply	S-884 / S-888	\$1,075,156.32 (0.56%)	\$1,104,078.81 (0.58%)	Caucasian / Female

Total \$ contracted
SBE-G

\$4,152,416.83

Total % contracted
SBE-G

2.18%

Total \$ paid-to-date
SBE-G

\$4,027,209.31

Total % paid-to-date
SBE-G

2.12%

SBE-GOODS DEMOGRAPHIC DATA

TOTAL NUMBER OF FIRMS: 2

1 Hispanic-owned
(1.62% of SBE-G&S)
\$3,077,260.51

0 African American-owned
(0% of SBE-G&S)

1 Caucasian-owned
(0.56% of SBE-G&S)
\$1,075,156.32

1 Woman-owned
(0.56% of SBE-G&S)
\$1,075,156.32

ISSUE/CONCERN WITH SBEs/SBE PROGRAM

- None at this time.

Thank you!